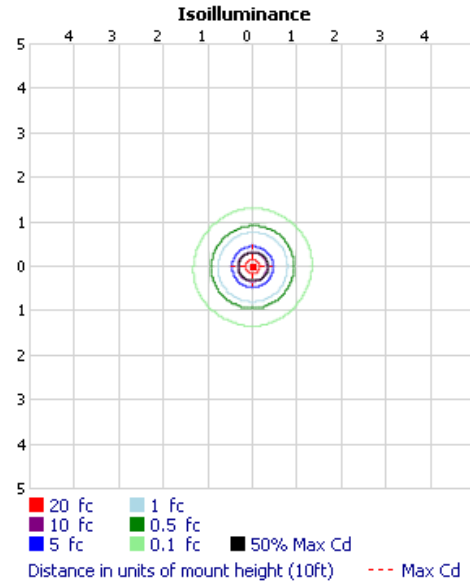
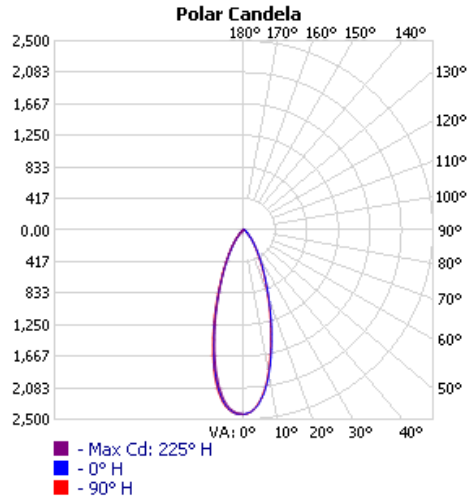


OUTDOOR PHOTOMETRIC REPORT
 CATALOG: LED15PAR38/OD/120L/FL/940



Manufacturer: naturaLED
 Test Lab: BEST TEST SERVICE SHENZHEN CO.,LTD
 Test Date: 2015-02-05
 Description: LED15PAR38/OD/120L/FL/940
 Lamp Output: 1 lamp, rated Lumens/lamp: 1245.4
 Input Wattage: 15
 Luminous Opening: Point
 Max Cd: 2,438.3 at Horizontal: 225°, Vertical: 1°
 CUTOFF CLASS: Cutoff
 Roadway Class: Type VS
 Efficiency: 99.9%

No
 Photo
 Available



Visual Photometric Tool 1.2.46 copyright 2021, Acuity Brands Lighting.
 This Photometric report has been generated using methods recommended by the IESNA. Calculations are based on Photometric data provided by the manufacturer, and the accuracy of this Photometric report is dependent on the accuracy of the data provided. End-user environment and application (including, but not limited to, voltage variation and dirt accumulation) can cause actual Photometric performance to differ from the performance calculated using the data provided by the manufacturer. This report is provided without warranty as to accuracy, completeness, reliability or otherwise. In no event will Acuity Brands Lighting be responsible for any loss resulting from any use of this report.

Zonal Lumen Summary

Zone	Lumens	% Lamp	% Luminaire
0-30	920.8	73.9%	74%
0-40	1,091.6	87.7%	87.7%
0-60	1,208.2	97%	97.1%
60-90	36.7	2.9%	2.9%
70-100	15.2	1.2%	1.2%
90-120	0.004	0%	0%
0-90	1,244.8	100%	100%
90-180	0.0	0%	0%
0-180	1,244.8	100%	100%

Lumens Per Zone

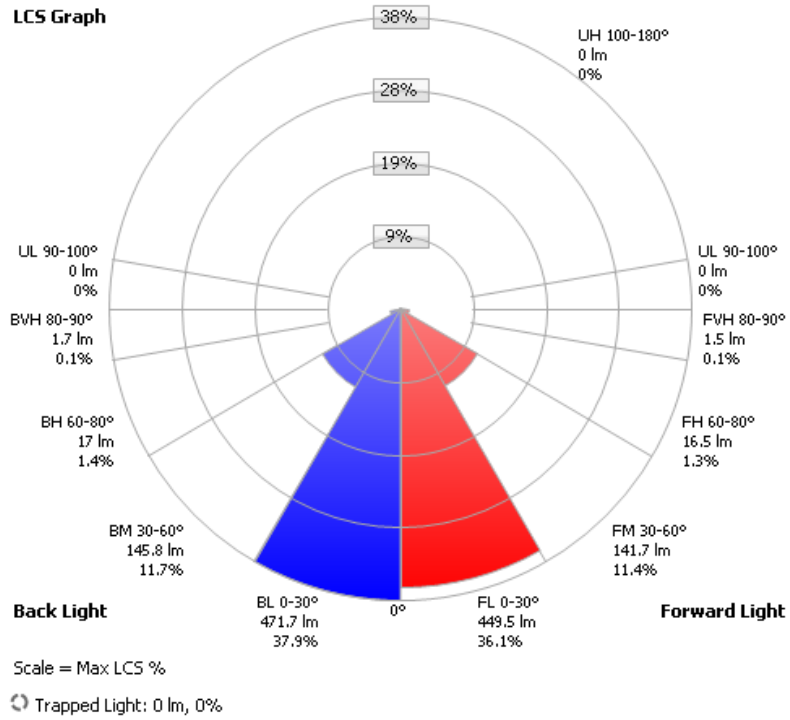
Zone	Lumens	% Total	Zone	Lumens	% Total
0-10	211.2	17.0%	90-100	0.004	0%
10-20	405.6	32.6%	100-110	0.000	0%
20-30	303.9	24.4%	110-120	0.000	0%
30-40	170.9	13.7%	120-130	0.000	0%
40-50	80.8	6.5%	130-140	0.000	0%
50-60	35.7	2.9%	140-150	0.000	0%
60-70	21.5	1.7%	150-160	0.001	0%
70-80	12.0	1.0%	160-170	0.005	0%
80-90	3.2	0.3%	170-180	0.002	0%

Roadway Summary

Cutoff Classification:	CUTOFF	
Distribution:	Type VS	
Max Cd, 90 Deg Vert:	0.3	
Max Cd, 80 to <90 Deg:	7.5	
	Lumens	% Lamp
Downward Street Side:	609.1	48.9%
Downward House Side:	636.3	51.1%
Downward Total:	1,245.4	100%
Upward Street Side:	0.005	0%
Upward House Side:	0.007	0%
Upward Total:	0.0	0%
Total Lumens:	1,245.4	100%

LCS Table

BUG Rating	B1 - U1 - G0	
Forward Light	Lumens	Lumens %
Low(0-30):	449.5	36.1%
Medium(30-60):	141.7	11.4%
High(60-80):	16.5	1.3%
Very High(80-90):	1.5	0.1%
Back Light		
Low(0-30):	471.7	37.9%
Medium(30-60):	145.8	11.7%
High(60-80):	17.0	1.4%
Very High(80-90):	1.7	0.1%
Uplight		
Low(90-100):	0.004	0%
High(100-180):	0.008	0%
Trapped Light:	0.0	0%



Candela Table - Type C

	0	22.5	45	67.5	90	112.5	135	157.5	180	202.5	225	247.5	270	292.5	315	337.5	360
0	2432	2432	2432	2432	2432	2432	2432	2432	2432	2432	2432	2432	2432	2432	2432	2432	2432
5	2298	2277	2263	2265	2281	2302	2323	2349	2366	2376	2388	2383	2371	2356	2341	2320	2298
10	1914	1879	1856	1858	1890	1928	1966	2010	2047	2076	2104	2105	2072	2042	1999	1957	1914
15	1420	1382	1351	1348	1382	1406	1453	1498	1539	1578	1600	1610	1574	1545	1498	1459	1420
20	967	932	897	894	937	956	981	1013	1054	1083	1093	1106	1081	1058	1025	993	967
25	633	612	598	592	614	632	647	662	678	694	701	711	699	690	675	652	633
30	409	394	388	386	396	409	419	429	431	435	445	454	446	446	440	426	409
35	259	252	249	248	253	262	271	273	271	272	278	284	283	285	283	274	259
40	163	158	153	154	161	165	171	172	169	169	172	178	180	181	180	172	163
45	99	95	90	90	97	102	104	102	103	101	100	106	109	111	108	102	99
50	61	58	54	54	59	62	61	60	61	59	58	61	66	67	64	61	61
55	38	36	34	34	37	40	38	38	39	37	36	38	41	43	39	38	38
60	28	27	26	26	27	28	28	28	28	27	28	28	29	30	28	28	28
65	21	21	21	20	21	22	22	22	22	21	22	22	22	23	22	22	21
70	16	16	15	15	16	16	16	17	17	17	17	17	17	17	17	16	16
75	11	11	10	10	11	11	11	11	12	12	12	12	12	12	12	11	11
80	6	6	6	6	6	6	7	7	7	7	8	8	7	7	7	7	6
85	2	2	2	2	2	2	3	3	3	3	4	4	3	3	3	3	2
90	0	0	0	0	0	0	0	0	0	0	0	0	0	0	0	0	0
95	0	0	0	0	0	0	0	0	0	0	0	0	0	0	0	0	0
100	0	0	0	0	0	0	0	0	0	0	0	0	0	0	0	0	0
105	0	0	0	0	0	0	0	0	0	0	0	0	0	0	0	0	0
110	0	0	0	0	0	0	0	0	0	0	0	0	0	0	0	0	0
115	0	0	0	0	0	0	0	0	0	0	0	0	0	0	0	0	0
120	0	0	0	0	0	0	0	0	0	0	0	0	0	0	0	0	0
125	0	0	0	0	0	0	0	0	0	0	0	0	0	0	0	0	0
130	0	0	0	0	0	0	0	0	0	0	0	0	0	0	0	0	0
135	0	0	0	0	0	0	0	0	0	0	0	0	0	0	0	0	0
140	0	0	0	0	0	0	0	0	0	0	0	0	0	0	0	0	0
145	0	0	0	0	0	0	0	0	0	0	0	0	0	0	0	0	0
150	0	0	0	0	0	0	0	0	0	0	0	0	0	0	0	0	0
155	0	0	0	0	0	0	0	0	0	0	0	0	0	0	0	0	0
160	0	0	0	0	0	0	0	0	0	0	0	0	0	0	0	0	0
165	0	0	0	0	0	0	0	0	0	0	0	0	0	0	0	0	0
170	0	0	0	0	0	0	0	0	0	0	0	0	0	0	0	0	0
175	0	0	0	0	0	0	0	0	0	0	0	0	0	0	0	0	0
180	0	0	0	0	0	0	0	0	0	0	0	0	0	0	0	0	0