



TECH LIGHTING

TECH LIGHTING IS THE LEADING BRAND  
FOR MODERN DECORATIVE AND  
SPECIFICATION GRADE ARCHITECTURAL LIGHTING.

With a passion for innovation, original design and uncompromising quality, Tech Lighting delivers iconic and timeless collections for the spaces in which people live, work, play, learn, shop and more.

The new 2019 introductions continue to celebrate the design freedom delivered by LED and introduce a warmer finish palette you'll love for years to come.



# BELTERRA CHANDELIER

## SIZE

38: H: 16.9" | L: 38" | Canopy: 5.2" round

48: H: 23.3" | L: 48" | Canopy: 5.2" round

Includes: (4) 12" and (2) 6" rigid stems in coordinating finish

Can be installed on a sloped ceiling up to 45°

## LAMPING

Integrated LED

Voltage: 120V

Total Watts: 50.4W

Delivered Lumens: 3540

CCT: 3000K

CRI: 90

Dimmable with most LED compatible

ELV and Triac dimmers

T24 Compliant

## FINISH OPTIONS


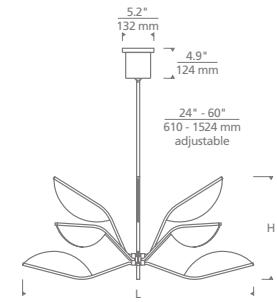
Brass

Matte Black

Polished Nickel



38"  
POLISHED NICKEL



38"  
BRASS



48"  
MATTE BLACK

## ORDERING GRID

700BLT	SIZE	FINISH	LAMP
38	38"	BR BRASS	-LED930 INTEGRATED LED 90 CRI 3000K 120V
48	48"	B MATTE BLACK	
		N POLISHED NICKEL	

# LINGER CHANDELIER

## SIZE

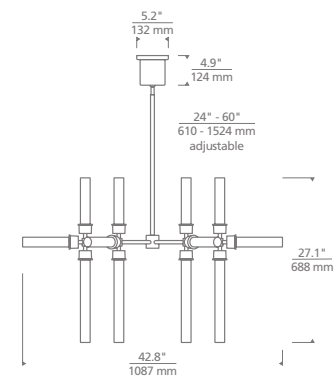
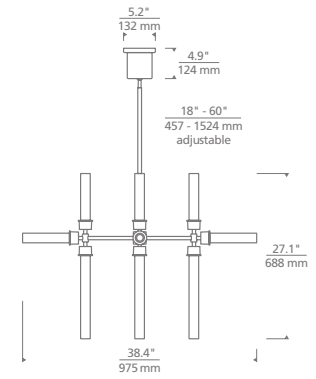
12: H: 27.1" | L: 38.4" | Canopy: 5.2" round  
 18: H: 27.1" | L: 42.8" | Canopy: 5.2" round  
 Includes: (4) 12" and (2) 6" rigid stems  
 in coordinating finish  
 Can be installed on a sloped ceiling up to 45°

## LAMPING

Integrated LED  
 Voltage: 120V  
 Total Watts: 12: 48W | 18: 61.2W  
 Delivered Lumens: 12: 2444 | 18: 3213  
 CCT: 3000K  
 CRI: 90  
 Dimmable with most LED compatible  
 ELV and Triac dimmers  
 T24 Compliant

## FINISH OPTIONS

Natural Brass  
 Polished Nickel



12-LIGHT  
NATURAL BRASS



18-LIGHT  
POLISHED NICKEL

## ORDERING GRID

700LNG	SIZE	FINISH	LAMP
12	12-LIGHT CHANDELIER	NB NATURAL BRASS	-LED930 INTEGRATED LED 90 CRI 3000K 120V
18	18-LIGHT CHANDELIER	N POLISHED NICKEL	

# LINGER ABSTRACT CHANDELIER

## SIZE

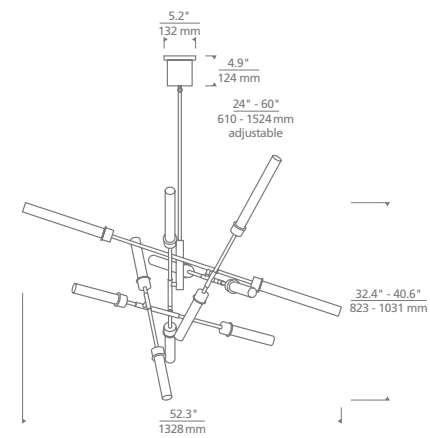
H: 32.4" - 40.6" | L: 52.3" | Canopy: 5.2" round  
Includes: (4) 12" and (2) 6" rigid stems in coordinating finish  
Customizable arm positions  
Can be installed on a sloped ceiling up to 45°

## LAMPING

Integrated LED  
Voltage: 120V  
Total Watts: 48W  
Delivered Lumens: 2444  
CCT: 3000K  
CRI: 90  
Dimmable with most LED compatible ELV and Triac dimmers  
T24 Compliant

## FINISH OPTIONS

Natural Brass  
Polished Nickel



12-LIGHT ABSTRACT  
POLISHED NICKEL



12-LIGHT ABSTRACT  
NATURAL BRASS

## ORDERING GRID

700LNG	SIZE	FINISH	LAMP
12A	12-LIGHT ABSTRACT	NB NATURAL BRASS N POLISHED NICKEL	-LED930 INTEGRATED LED 90 CRI 3000K 120V

# LINGER WALL

## SIZE

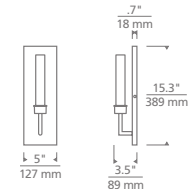
H: 15.3" | L: 5" | W: 3.5"  
Mounts up or down

## LAMPING

Integrated LED  
Voltage: 120V or 277V  
Total Watts: 8.7W  
Delivered Lumens: 366  
CCT: 3000K  
CRI: 90  
Dimmable with most LED compatible  
ELV and Triac dimmers  
277V compatible with 0-10V dimmers  
T24/ADA Compliant

## FINISH OPTIONS

Natural Brass  
Polished Nickel



NATURAL BRASS



POLISHED NICKEL

## ORDERING GRID

700WSLNG	TYPE	FINISH	LAMP
1	1-LIGHT	NB NATURAL BRASS N POLISHED NICKEL	-LED930 INTEGRATED LED 90 CRI 3000K 120V -LED930-277 INTEGRATED LED 90 CRI 3000K 277V

# LINGER WALL/BATH

## SIZE

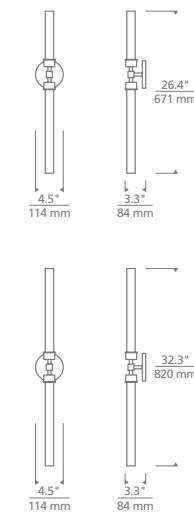
H: 26.4" or 32.3" | L: 4.5" | W: 3.3"  
Includes: (1) 7.5" and (2) 13.5" additional  
pieces of glass for customization  
Mounts vertical and horizontal

## LAMPING

Integrated LED  
Voltage: 120V or 277V  
Total Watts: 17.4W  
Delivered Lumens: 732  
CCT: 3000K  
CRI: 90  
Dimmable with most LED compatible  
ELV and Triac dimmers  
277V compatible with 0-10V dimmers  
T24/ADA Compliant

## FINISH OPTIONS

Natural Brass  
Polished Nickel



NATURAL BRASS



POLISHED NICKEL



POLISHED NICKEL

## ORDERING GRID

700BCLNG	TYPE	FINISH	LAMP
2	2-LIGHT VANITY	NB NATURAL BRASS N POLISHED NICKEL	-LED930 INTEGRATED LED 90 CRI 3000K 120V -LED930-277 INTEGRATED LED 90 CRI 3000K 277V

# AERIAL CHANDELIER

## SIZE

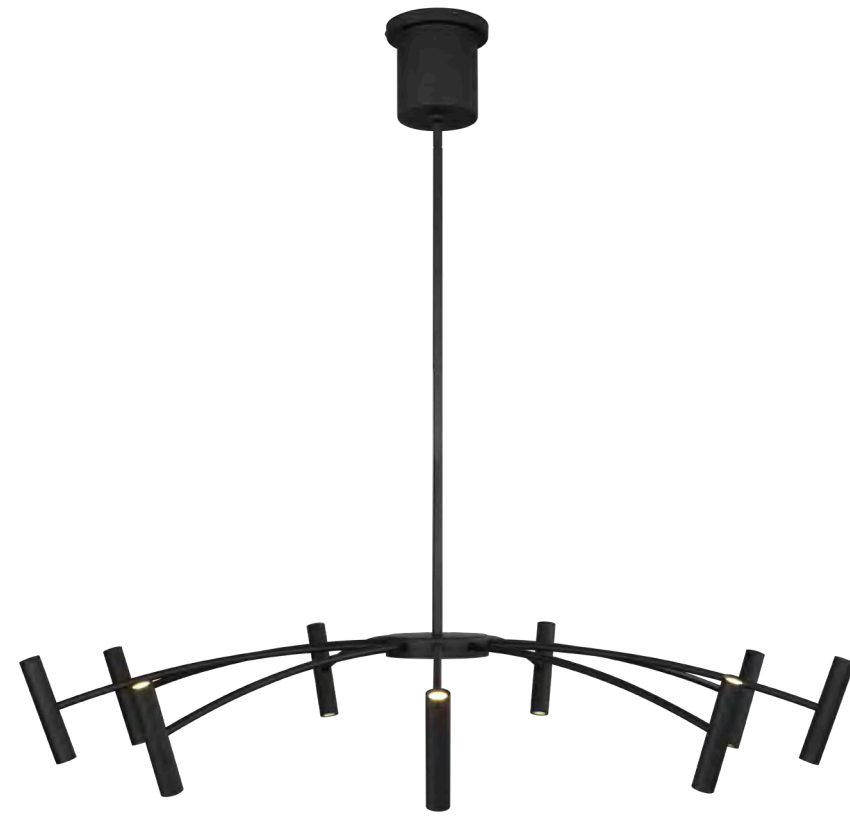
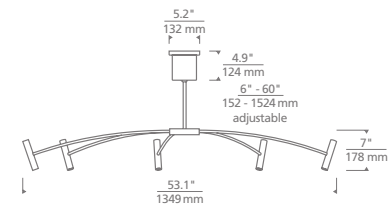
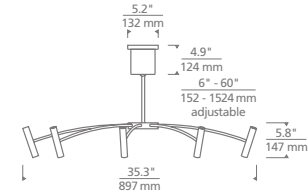
40: H: 5.8" | L: 35.3" | Canopy: 5.2" round  
 55: H: 7" | L: 53.1" | Canopy: 5.2" round  
 Includes: (4) 12" and (2) 6" rigid stems  
 in coordinating finish  
 Up and down light  
 Can be installed on a sloped ceiling up to 45°

## LAMPING

Integrated LED  
 Voltage: 120V  
 Total Watts: 42.7W  
 Delivered Lumens: 2953  
 CCT: 3000K  
 CRI: 90  
 Dimmable with most LED compatible  
 ELV and Triac dimmers  
 T24 Compliant

## FINISH OPTIONS

Brass  
 Matte Black



40"  
MATTE BLACK



55"  
BRASS

## ORDERING GRID

700ARL	SIZE	FINISH	LAMP
40	40"	BR BRASS	-LED930 INTEGRATED LED 90 CRI 3000K 120V
55	55"	B MATTE BLACK	

# AERIAL 60 CHANDELIER

## SIZE

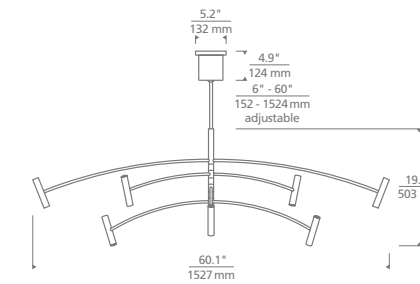
H: 19.8" | L: 60.1" | Canopy: 5.2" round  
 Includes: (4) 12" and (2) 6" rigid stems  
 in coordinating finish  
 Up and down light  
 Can be installed on a sloped ceiling up to 45°

## LAMPING

Integrated LED  
 Voltage: 120V  
 Total Watts: 40.6W  
 Delivered Lumens: 2625  
 CCT: 3000K  
 CRI: 90  
 Dimmable with most LED compatible  
 ELV and Triac dimmers  
 T24 Compliant

## FINISH OPTIONS

Brass  
 Matte Black



60"  
BRASS



60"  
MATTE BLACK

## ORDERING GRID

700ARL	SIZE	FINISH	LAMP
60	60"	BR BRASS	-LED930 INTEGRATED LED 90 CRI 3000K 120V
		B MATTE BLACK	

# MARA GRANDE CHANDELIER

## SIZE

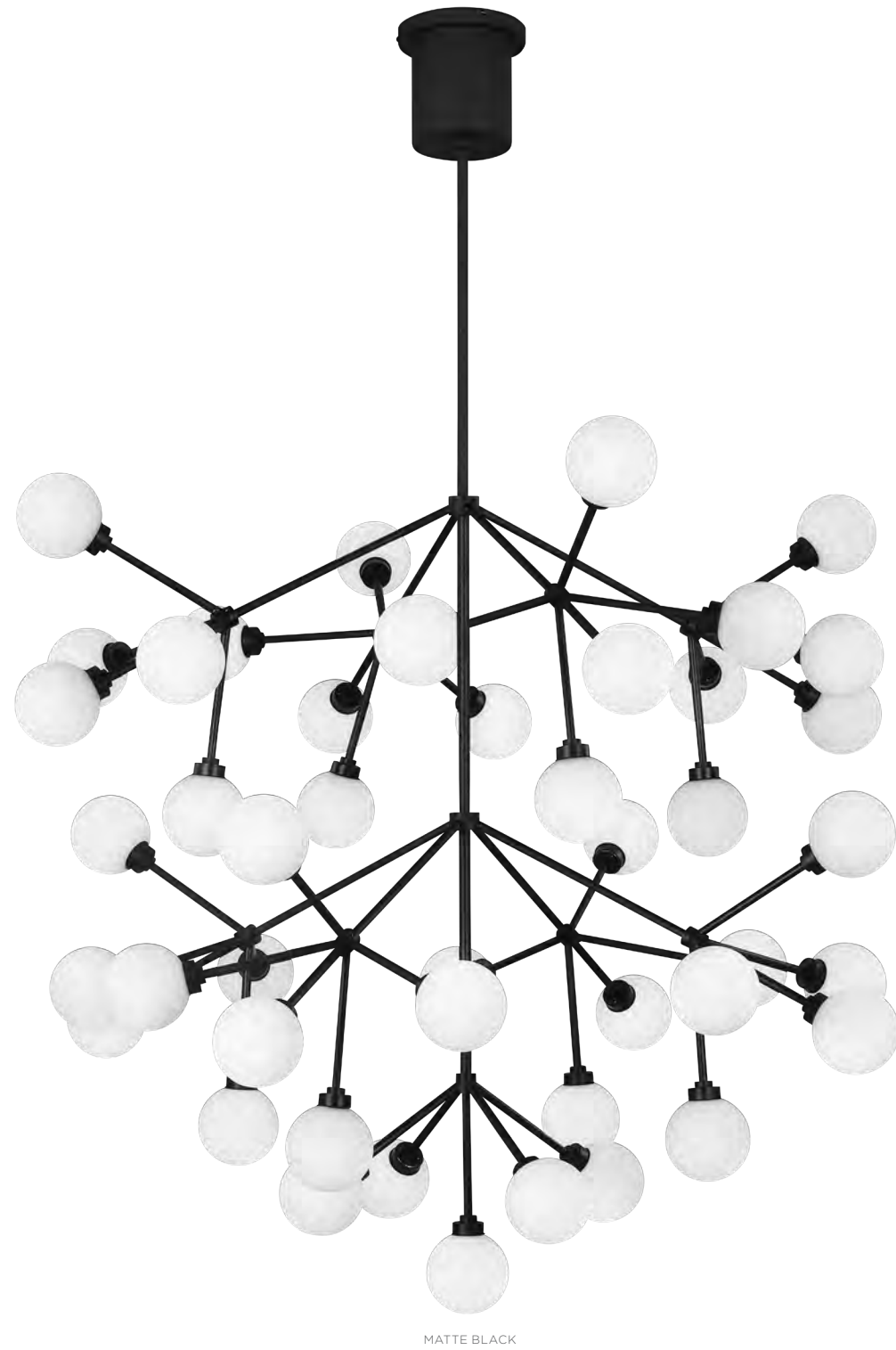
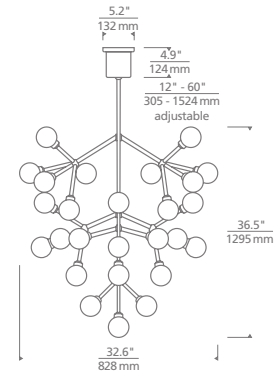
H: 36.5" | L: 32.6" | Canopy: 5.2" round  
Includes: (1) 12" and (2) 24" rigid stems in coordinating finish  
Can be installed on a sloped ceiling up to 45°

## LAMPING

Integrated LED  
Voltage: 120V  
Total Watts: 117W  
Delivered Lumens: 3015  
CCT: 2700K  
CRI: 90  
Dimmable with most LED compatible ELV and Triac dimmers

## FINISH OPTIONS (GLASS COLOR | HARDWARE)

White | Aged Brass (not shown)  
White | Matte Black  
White | Satin Nickel (not shown)



MATTE BLACK

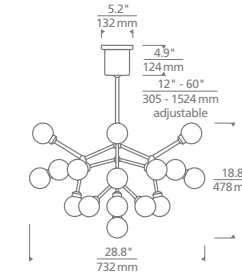
## ORDERING GRID

700MRAG	GLASS COLOR	HARDWARE FINISH	LAMP
W	WHITE	R AGED BRASS B MATTE BLACK S SATIN NICKEL	-LED927 INTEGRATED LED 90 CRI 2700K 120V

# MARA CHANDELIER

## SIZE

H: 18.8" | L: 28.8" | Canopy: 5.2" round  
Includes: (1) 12" and (2) 24" rigid stems in coordinating finish  
Can be installed on a sloped ceiling up to 45°



## LAMPING

Integrated LED  
Voltage: 120V  
Total Watts: 65W  
Delivered Lumens: 1675  
CCT: 2700K  
CRI: 90  
Dimmable with most LED compatible ELV and Triac dimmers

## FINISH OPTIONS (GLASS COLOR | HARDWARE)

White | Aged Brass (not shown)  
White | Matte Black  
White | Satin Nickel (not shown)

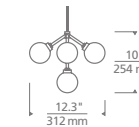
## ORDERING GRID

700MRA	GLASS COLOR	HARDWARE FINISH	LAMP
W	WHITE	B MATTE BLACK R AGED BRASS S SATIN NICKEL	-LED927 INTEGRATED LED 90 CRI 2700K 120V

# MARA PENDANT

## SIZE

H: 10" | L: 12.3"  
Includes: 6 feet of field-cutable cable



## LAMPING

Integrated LED  
Voltage: 12V  
Total Watts: 13W  
Delivered Lumens: 335  
CCT: 2700K  
CRI: 90  
Dimmable with most LED compatible ELV and Triac dimmers

## FINISH OPTIONS (GLASS COLOR | HARDWARE)

White | Aged Brass (not shown)  
White | Matte Black  
White | Satin Nickel (not shown)

## ORDERING GRID

700	SYSTEM	MRA	GLASS COLOR	FINISH	LAMP
FJ	FREEJACK	W	WHITE	R AGED BRASS B MATTE BLACK S SATIN NICKEL	-LED927 INTEGRATED LED 90 CRI 2700K
MP	MONOPOINT*				
MO	MONORAIL				
MO2	TWO-CIRCUIT MONORAIL				

\*INCLUDES 4" ROUND FLUSH CANOPY IN COORDINATING FINISH



MATTE BLACK



MATTE BLACK



## MARA CEILING

### SIZE

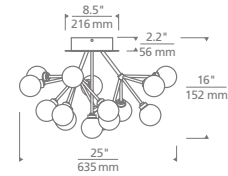
H: 16" | L: 25"  
Ceiling mount only

### LAMPING

Integrated LED  
Voltage: 120V-277V  
Total Watts: 41.6W  
Delivered Lumens: 1072  
CCT: 2700K  
CRI: 90  
Dimmable with most LED compatible  
ELV, Triac and 0-10V dimmers  
T24 Compliant

### FINISH OPTIONS

Aged Brass  
Matte Black  
Satin Nickel



MATTE BLACK



AGED BRASS



SATIN NICKEL

### ORDERING GRID

700FMMRA	FINISH	LAMP
R	AGED BRASS	-LED927 INTEGRATED LED 90 CRI 2700K 120V-277V UNV
B	MATTE BLACK	
S	SATIN NICKEL	

## MARA WALL

### SIZE

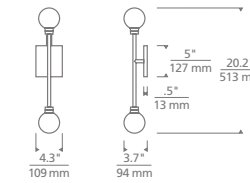
H: 20.2" | L: 4.3" | W: 3.7"  
Mounts up or down

### LAMPING

Integrated LED  
Voltage: 120V or 277V  
Total Watts: 14.4W  
Delivered Lumens: 610  
CCT: 2700K  
CRI: 90  
Dimmable with most LED compatible  
ELV and Triac dimmers  
277V compatible with 0-10V dimmers  
T24/ADA Compliant

### FINISH OPTIONS

Aged Brass  
Matte Black  
Satin Nickel



MATTE BLACK



AGED BRASS



SATIN NICKEL

### ORDERING GRID

700WSMRA	FINISH	LAMP
R	AGED BRASS	-LED927 INTEGRATED LED 90 CRI 2700K 120V
B	MATTE BLACK	-LED927-277 INTEGRATED LED 90 CRI 2700K 277V
S	SATIN NICKEL	

# SPUR GRANDE CHANDELIER

## SIZE


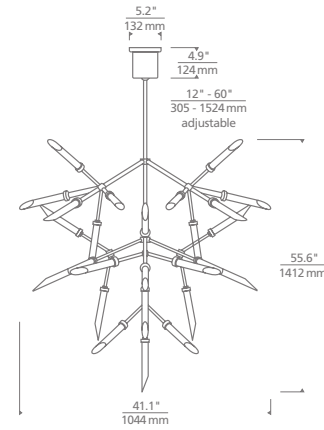
H: 55.6" | L: 41.1" | Canopy: 5.2" round  
Includes: (1) 12" and (2) 24" rigid stems in coordinating finish  
Can be installed on a sloped ceiling up to 45°

## LAMPING

Integrated LED  
Voltage: 120V  
Total Watts: 112W  
Delivered Lumens: 4113  
CCT: 2700K  
CRI: 90  
Dimmable with most LED compatible ELV and Triac dimmers

## FINISH OPTIONS (GLASS COLOR | HARDWARE)

Frost | Aged Brass (not shown)  
Frost | Matte Black  
Frost | Satin Nickel (not shown)



MATTE BLACK

## ORDERING GRID

700SPRG	GLASS COLOR	HARDWARE FINISH	LAMP
F	FROST	R AGED BRASS B MATTE BLACK S SATIN NICKEL	-LED927 INTEGRATED LED 90 CRI 2700K 120V

# SPUR CHANDELIER

## SIZE

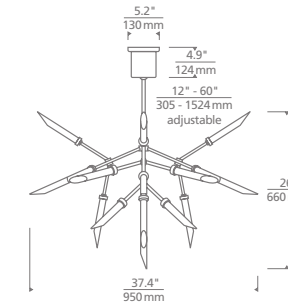
H: 26" | L: 37.4" | Canopy: 5.2" round  
Includes: (1) 12" and (2) 24" rigid stems in coordinating finish  
Can be installed on a sloped ceiling up to 45°

## LAMPING

Integrated LED  
Voltage: 120V  
Total Watts: 65W  
Delivered Lumens: 2285  
CCT: 2700K  
CRI: 90  
Dimmable with most LED compatible ELV and Triac dimmers

## FINISH OPTIONS (GLASS COLOR | HARDWARE)

Frost | Aged Brass (not shown)  
Frost | Matte Black  
Frost | Satin Nickel (not shown)



MATTE BLACK

## ORDERING GRID

700SPR	GLASS COLOR	HARDWARE FINISH	LAMP
F	FROST	R AGED BRASS B MATTE BLACK S SATIN NICKEL	-LED927 INTEGRATED LED 90 CRI 2700K 120V

# SPUR PENDANT

## SIZE

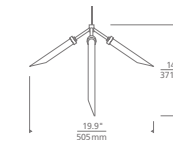
H: 14.6" | L: 19.9"  
Includes: 6 feet of field-cutttable cable

## LAMPING

Integrated LED  
Voltage: 12V  
Total Watts: 13W  
Delivered Lumens: 457  
CCT: 2700K  
CRI: 90  
Dimmable with most LED compatible ELV and Triac dimmers

## FINISH OPTIONS (GLASS COLOR | HARDWARE)

Frost | Aged Brass (not shown)  
Frost | Matte Black  
Frost | Satin Nickel (not shown)



MATTE BLACK

## ORDERING GRID

700	SYSTEM	SPR	GLASS COLOR	FINISH	LAMP
FJ	FREEJACK	F	FROST	R AGED BRASS B MATTE BLACK S SATIN NICKEL	-LED927 INTEGRATED LED 90 CRI 2700K
MP	MONOPOINT*				
MO	MONORAIL				
MO2	TWO-CIRCUIT MONORAIL				

\*INCLUDES 4" ROUND FLUSH CANOPY IN COORDINATING FINISH

## SPUR CEILING

### SIZE

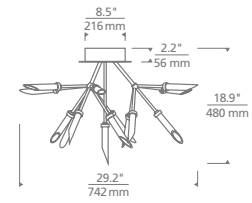
H: 18.9" | L: 29.2"  
Ceiling mount only

### LAMPING

Integrated LED  
Voltage: 120V-277V  
Total Watts: 41.6W  
Delivered Lumens: 1462  
CCT: 2700K  
CRI: 90  
Dimmable with most LED compatible  
ELV, Triac and 0-10V dimmers  
T24 Compliant

### FINISH OPTIONS

Aged Brass  
Matte Black  
Satin Nickel



MATTE BLACK



AGED BRASS



SATIN NICKEL

### ORDERING GRID

700FMSPR	FINISH	LAMP
R	AGED BRASS	-LED927 INTEGRATED LED 90 CRI 2700K 120V-277V UNV
B	MATTE BLACK	
S	SATIN NICKEL	

## SPUR WALL

### SIZE

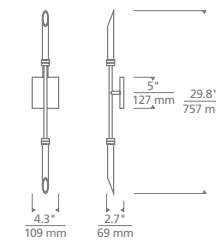
H: 29.8" | L: 4.3" | W: 2.7"  
Mounts up or down

### LAMPING

Integrated LED  
Voltage: 120V or 277V  
Total Watts: 14.4W  
Delivered Lumens: 742  
CCT: 2700K  
CRI: 90  
Dimmable with most LED compatible  
ELV and Triac dimmers  
277V compatible with 0-10V dimmers  
T24/ADA Compliant

### FINISH OPTIONS

Aged Brass  
Matte Black  
Satin Nickel



MATTE BLACK



AGED BRASS



SATIN NICKEL

### ORDERING GRID

700WSSPR	FINISH	LAMP
R	AGED BRASS	-LED927 INTEGRATED LED 90 CRI 2700K 120V
B	MATTE BLACK	-LED927-277 INTEGRATED LED 90 CRI 2700K 277V
S	SATIN NICKEL	

# LODY CHANDELIER

## SIZE

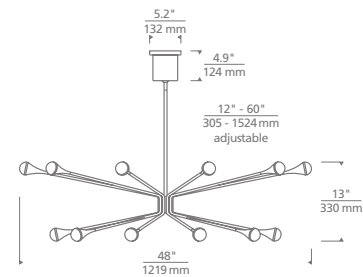
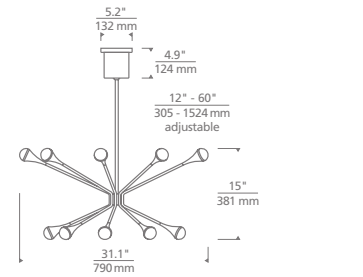
18: H: 15" | L: 31.1" | Canopy: 5.2" round  
 20: H: 13" | L: 48" | Canopy: 5.2" round  
 Includes: (4) 12" and (2) 6" rigid stems  
 in coordinating finish  
 Can be installed on a sloped ceiling up to 45°

## LAMPING

Integrated LED  
 Voltage: 120V-277V UNV  
 Total Watts: 18: 50.4W | 20: 56W  
 Delivered Lumens: 18: 1944 | 20: 2020  
 CCT: 3000K  
 CRI: 90  
 Dimmable with most LED compatible  
 ELV, Triac and 0-10V dimmers  
 T24 Compliant

## FINISH OPTIONS

Brass  
 Matte Black  
 Polished Nickel



18-LIGHT  
BRASS



20-LIGHT  
MATTE BLACK

## ORDERING GRID

700LDY	SIZE	FINISH	LAMP
18	18-LIGHT CHANDELIER	BR BRASS	-LED930 INTEGRATED LED 90 CRI 3000K 120V
20	20-LIGHT CHANDELIER	B MATTE BLACK	
		N POLISHED NICKEL	

# LODY BATH

## SIZE

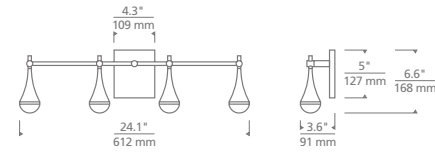
H: 6.6" | L: 24.1" | W: 3.6"  
Mounts horizontal only

## LAMPING

Integrated LED  
Voltage: 120V-277V  
Total Watts: 30W  
Delivered Lumens: 1352  
CCT: 3000K  
CRI: 90  
Dimmable with most LED compatible  
ELV, Triac and 0-10V dimmers  
ADA Compliant

## FINISH OPTIONS

Polished Nickel



# MILAN II BATH

## SIZE

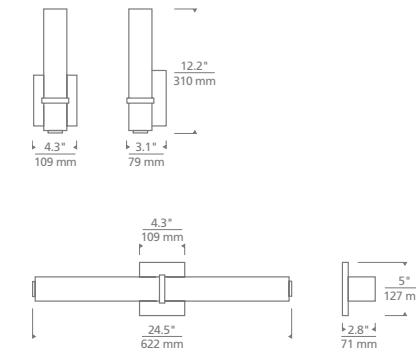
13: H: 12.2" | L: 4.3" | W: 3.1"  
24: H: 5" | L: 24.5" | W: 2.8"  
Mounts vertical and horizontal

## LAMPING

Integrated LED  
Voltage: 120V or 277V  
Total Watts: 13: 13.2W | 24: 23.6W  
Delivered Lumens: 13: 797 | 24: 1548  
CCT: 3000K  
CRI: 90  
Dimmable with most LED compatible  
ELV and Triac dimmers  
277V compatible with 0-10V dimmers  
T24 Compliant  
ADA Compliant

## FINISH OPTIONS

Chrome  
Satin Nickel



13"  
CHROME



24"  
SATIN NICKEL

## ORDERING GRID

700BCLDY	TYPE	FINISH	LAMP
4	4-LIGHT VANITY	N POLISHED NICKEL	-LED930 INTEGRATED LED 90 CRI 3000K 120V-277V UNV

## ORDERING GRID

700BCMLN	LENGTH	SHADE COLOR	FINISH	LAMP
13	13"	Y CLEAR AND WHITE ACRYLIC	C CHROME	-LED930 INTEGRATED LED 90 CRI 3000K 120V
24	24"		S SATIN NICKEL	-LED930-277 INTEGRATED LED 90 CRI 3000K 277V

# BODIAM CHANDELIER

## SIZE

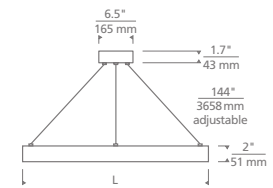
24: H: 2" | L: 24.4" | Canopy: 6.5" round  
 30: H: 2" | L: 30.4" | Canopy: 6.5" round  
 48: H: 2" | L: 48.4" | Canopy: 6.5" round  
 Includes: 12 feet of field-cuttable cable  
 to match finish selection

## LAMPING

Integrated LED  
 Voltage: 120V  
 Total Watts: 24: 15.1W | 30: 23.6W | 48: 34.2W  
 Delivered Lumens: 24: 1062 | 30: 1339 | 48: 2308  
 CCT: 3000K  
 CRI: 90  
 Dimmable with most LED compatible  
 ELV and Triac dimmers  
 T24 Compliant

## FINISH OPTIONS

Antique Bronze  
 Brass  
 Satin Nickel



## ORDERING GRID

700BOD	SIZE	FINISH	LAMP
24	24"	Z ANTIQUE BRONZE	-LED930 INTEGRATED LED 90 CRI 3000K 120V
30	30"	BR BRASS*	
48	48"	S SATIN NICKEL	

\*BRASS NOT AVAILABLE IN 48".

# GRACE CHANDELIER

## SIZE

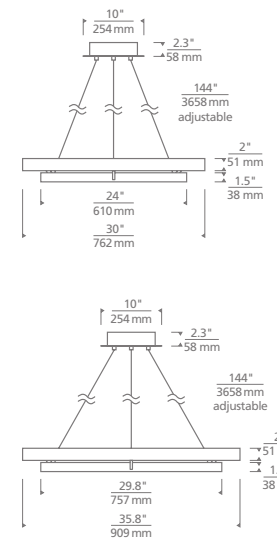
30: H: 3.5" | L: 30" | Canopy: 10" round  
 36: H: 3.5" | L: 35.8" | Canopy: 10" round  
 Includes: 12 feet of satin nickel field-cuttable cable

## LAMPING

Integrated LED  
 Voltage: 120V  
 Total Watts: 30: 48W | 36: 72W  
 Delivered Lumens: 30: 3392 | 36: 5830  
 CCT: 3000K  
 CRI: 90  
 Dimmable with most LED compatible  
 ELV and Triac dimmers  
 T24 Compliant

## FINISH OPTIONS

Brass  
 Matte Black | Weathered Oak Wood



## ORDERING GRID

700GRC	LENGTH	FINISH	LAMP
30	24 INNER - 30 OUTER	BR BRASS	-LED930 INTEGRATED LED 90 CRI 3000K 120V
36	30 INNER - 36 OUTER	BW MATTE BLACK   WEATHERED OAK WOOD	

## WIT PENDANT

### SIZE

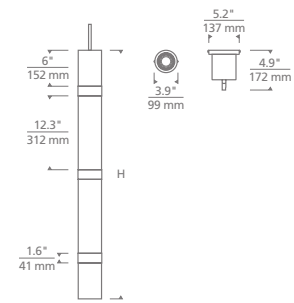
4: H: 41.9" | L: 3.9" | Canopy: 5.2" round  
 5: H: 55.9" | L: 3.9" | Canopy: 5.2" round  
 6: H: 70" | L: 3.9" | Canopy: 5.2" round  
 7: H: 84.1" | L: 3.9" | Canopy: 5.2" round  
 Includes: (4) 12" and (2) 6" rigid stems  
 in coordinating finish  
 Can be installed on a sloped ceiling up to 45°

### LAMPING

Integrated LED  
 Voltage: 24V (120V-277V UNV)  
 Total Watts: 4: 40W | 5: 54W | 6: 68W | 7: 82W  
 Delivered Lumens: 4: 2800 | 5: 3800 | 6: 4800 | 7: 5800  
 CCT: 3000K  
 CRI: 90  
 Dimmable with most LED compatible  
 ELV, Triac and 0-10V dimmers  
 T24 Compliant

### FINISH OPTIONS

Black  
 Brass



4-GLASS  
BLACK



5-GLASS  
BRASS



6-GLASS  
BLACK



7-GLASS  
BRASS

### ORDERING GRID

700TDWIT	GLASS	FINISH	LAMP
4	4-GLASS	B BLACK	-LED930 INTEGRATED LED 90 CRI 3000K 120V-277V UNV
5	5-GLASS	BR BRASS	
6	6-GLASS		
7	7-GLASS		

## WIT LINEAR

### SIZE


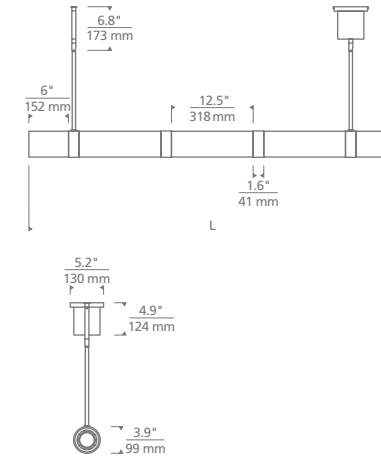
5: H: 3.9" | L: 55.9" | Canopy: 5.2" round  
 6: H: 3.9" | L: 70" | Canopy: 5.2" round  
 7: H: 3.9" | L: 84.1" | Canopy: 5.2" round  
 Includes: (8) 12" and (4) 6" rigid stems  
 in coordinating finish

### LAMPING

Integrated LED  
 Voltage: 24V (120V-277V UNV)  
 Total Watts: 5: 54W | 6: 68W | 7: 82W  
 Delivered Lumens: 5: 3800 | 6: 4800 | 7: 5800  
 CCT: 3000K  
 CRI: 90  
 Dimmable with most LED compatible  
 ELV, Triac and 0-10V dimmers  
 T24 Compliant

### FINISH OPTIONS

Black  
 Brass



5-GLASS  
BLACK



6-GLASS  
BRASS



7-GLASS  
BLACK

### ORDERING GRID

700LSWIT	GLASS	FINISH	LAMP
5	5-GLASS	B BLACK	-LED930 INTEGRATED LED 90 CRI 3000K 120V-277V UNV
6	6-GLASS	BR BRASS	
7	7-GLASS		



# SWEEP LINEAR

## SIZE


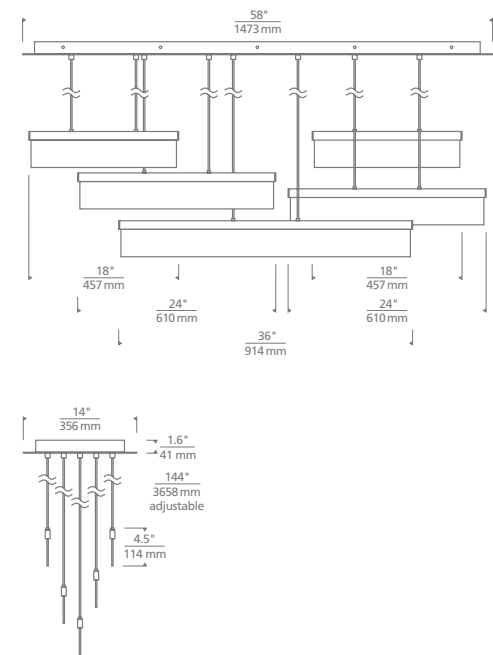
H: 144" adjustable | L: 58" | W: 14"  
Includes: 12 feet of field-cuttable cable for each blade

## LAMPING

Integrated LED  
Voltage: 120V  
Total Watts: 100W  
Delivered Lumens: 3869  
CCT: 3000K  
CRI: 90  
Dimmable with most LED compatible  
ELV and Triac dimmers  
T24 Compliant

## FINISH OPTIONS

Brass  
Polished Nickel



BRASS

## ORDERING GRID

700LSSWP	FINISH	LAMP
BR	BRASS	-LED930 INTEGRATED LED 90 CRI 3000K 120V
N	POLISHED NICKEL	

## SANA GRANDE PENDANT

### SIZE

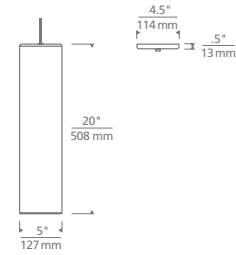
H: 20" | L: 5" | Canopy: 4.5" round  
Includes: 6 feet of field-cuttable black cloth cord

### LAMPING

Replacement LED bulb or no lamp option  
(Rated for (1) 20W max E26 medium base lamp)  
LED PAR20 lamp  
Voltage: 120V  
Total Watts: 7W  
Delivered Lumens: 470  
CCT: 3000K  
CRI: 90  
Dimmable with most LED compatible  
ELV and Triac dimmers

### HARDWARE FINISH OPTIONS

Concrete | Black



## SANA PENDANT

### SIZE

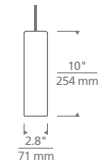
H: 10" | L: 2.8"  
Includes: 6 feet of field-cuttable cable

### LAMPING

Replacement LED bulb or no lamp option  
(Rated for (1) 35W max bi-pin lamp)  
LED MR16 lamp  
Voltage: 12V  
Total Watts: 8W  
Delivered Lumens: 250  
CCT: 3000K  
CRI: 90  
Dimmable with most LED compatible  
ELV and Triac dimmers

### HARDWARE FINISH OPTIONS

Concrete | Satin Nickel



## COPA PENDANT

### SIZE

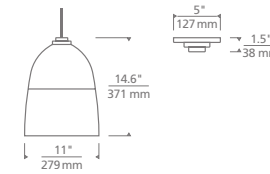
H: 14.6" | L: 11" | Canopy: 5" round  
Includes: 6 feet of field-cuttable black cloth cord

### LAMPING

Replacement LED bulb or no lamp option  
(Rated for (1) 150W max E26 medium base lamp)  
LED G40 lamp  
Voltage: 120V  
Total Watts: 12W  
Delivered Lumens: 583  
CCT: 3000K  
CRI: 80  
Dimmable with most LED compatible  
ELV and Triac dimmers  
T20 Compliant

### GLASS COLOR (BOTTOM | TOP)

Transparent Smoke | Chrome  
Transparent Smoke | Copper  
Transparent Smoke | Gold



TRANSPARENT SMOKE | CHROME



TRANSPARENT SMOKE | COPPER



TRANSPARENT SMOKE | GOLD

### ORDERING GRID

700TDSNAG	FINISH	LAMP
B	CONCRETE   BLACK	NO LAMP -LED930 MED BASE PAR20 LED 90 CRI 3000K 120V

### ORDERING GRID

700	SYSTEM	SNA	FINISH	LAMP
FJ	FREEJACK	S	CONCRETE   SATIN NICKEL	NO LAMP
MP	MONOPOINT*			-LED930 BI-PIN 12V LED
MO	MONORAIL			MR16 90 CRI 3000K*
MO2	TWO-CIRCUIT MONORAIL			

\*INCLUDES 4" ROUND FLUSH CANOPY IN COORDINATING FINISH.

### ORDERING GRID

700TDCPA	GLASS COLOR (BOTTOM   TOP)	HARDWARE FINISH	LAMP
KC	TRANSPARENT SMOKE   CHROME	B BLACK	NO LAMP
KP	TRANSPARENT SMOKE   COPPER		-LED830 LED G40 80 CRI 3000K 120V
KG	TRANSPARENT SMOKE   GOLD		

## JONI PENDANT

### SIZE

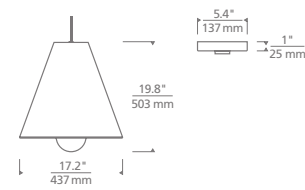
H: 19.8" | L: 17.2" | Canopy: 5.4" round  
Includes: (4) 12" and (2) 6" rigid stems  
in coordinating finish

### LAMPING

Integrated LED  
Voltage: 120V  
Total Watts: 12.5W  
Delivered Lumens: 828  
CCT: 3000K  
CRI: 90  
Dimmable with most LED compatible  
ELV and Triac dimmers  
T24 Compliant

### FINISH OPTIONS

Brass  
Matte Black  
Polished Nickel



POLISHED NICKEL

MATTE BLACK

BRASS

### ORDERING GRID

700TDJNI	FINISH	LAMP
BR	BRASS	-LED930 INTEGRATED 90 CRI 3000K 120V
B	MATTE BLACK	
N	POLISHED NICKEL	

## JONI CEILING

### SIZE

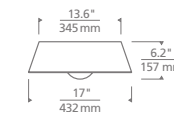
H: 6.2" | L: 17"  
Ceiling mount only

### LAMPING

Integrated LED  
Voltage: 120V or 277V  
Total Watts: 12.5W  
Delivered Lumens: 828  
CCT: 3000K  
CRI: 90  
Dimmable with most LED compatible  
ELV and Triac dimmers  
277V compatible with 0-10V dimmer  
T24 Compliant

### FINISH OPTIONS

Brass  
Matte Black  
Polished Nickel



POLISHED NICKEL



MATTE BLACK



BRASS

### ORDERING GRID

700FMJNI	FINISH	LAMP
BR	BRASS	-LED930 INTEGRATED LED 90 CRI 3000K 120V
B	MATTE BLACK	-LED930-277 INTEGRATED LED 90 CRI 3000K 277V
N	POLISHED NICKEL	

# JONI WALL

## SIZE

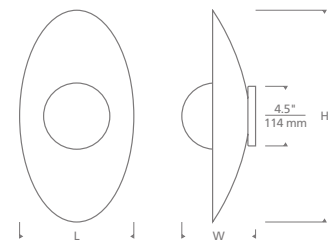
13: H: 13" | L: 7" | W: 4.5"  
 16: H: 16" | L: 8.6" | W: 5.6"  
 20: H: 20" | L: 10.8" | W: 6.9"  
 Mounts vertical and horizontal

## LAMPING

Integrated LED  
 Voltage: 120V-277V  
 Total Watts: 12.5W  
 Delivered Lumens: 828  
 CCT: 3000K  
 CRI: 90  
 Dimmable with most LED compatible  
 ELV, Triac and 0-10V dimmers  
 T24 Compliant

## FINISH OPTIONS

Brass (Indoor)  
 Matte Black | Matte Black (Indoor/Outdoor)  
 Matte Black | Matte White (Indoor/Outdoor)



20"  
 MATTE BLACK | MATTE WHITE



13"  
 BRASS



16"  
 MATTE BLACK | MATTE BLACK

## ORDERING GRID

700WSJNI	SIZE	FINISH	LAMP
13	13"	BR BRASS (INDOOR)	-LED930 INTEGRATED LED 90 CRI 3000K 120V-277V UNV
16	16"	BB MATTE BLACK   MATTE BLACK (INDOOR/OUTDOOR)	
20	20"	BW MATTE BLACK   MATTE WHITE (INDOOR/OUTDOOR)	

# AKOVA GRANDE PENDANT

## SIZE

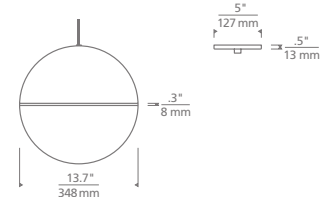
H: 13.7" | L: 13.7" | Canopy: 5" round  
Includes: 12 feet of field-cuttable black cloth cord

## LAMPING

Replacement LED bulb or no lamp option  
(Rated for (1) 60W max E26 medium base lamp)  
LED A21 lamp  
Voltage: 120V  
Total Watts: 17W  
Delivered Lumens: 1050  
CCT: 2700K  
CRI: 90  
Dimmable with most LED compatible  
ELV and Triac dimmers  
T20/T24 Compliant

## FINISH OPTIONS (SHADE/CANOPY | DETAIL FINISH)

Aged Brass | Bright Brass  
Matte Black | Aged Brass



AGED BRASS | BRIGHT BRASS



MATTE BLACK | BRASS

# PIRLO PENDANT

## SIZE

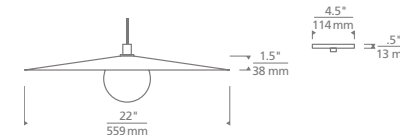
H: 1.5" | L: 22" | Canopy: 4.5" round  
Includes: 6 feet of field-cuttable black cloth cord

## LAMPING

Replacement LED bulb or no lamp option  
(Rated for (1) 5W max G9 bi-pin lamp)  
LED G9 bi-pin lamp  
Voltage: 120V  
Total Watts: 5W  
Delivered Lumens: 303  
CCT: 3000K  
CRI: 90  
Dimmable with most LED compatible  
ELV and Triac dimmers  
T20 Compliant

## FINISH OPTIONS

Brass  
Matte Black



MATTE BLACK



BRASS

## ORDERING GRID

700TDAKV	SIZE	SHADE/CANOPY   DETAIL FINISH	LAMP
13 13"	RBR	AGED BRASS   BRIGHT BRASS	NO LAMP
	BR	MATTE BLACK   AGED BRASS	-LED927 MED BASE A21 LED 90 CRI 2700K 120V

## ORDERING GRID

700TPRL	FINISH	LAMP
BR	BRASS	NO LAMP
B	MATTE BLACK	-LED930 BI-PIN G9 LED 90 CRI 3000K 120V

## ORBEL PYRAMID PENDANT

### SIZE

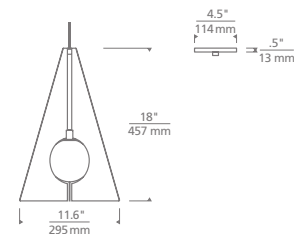
H: 18" | L: 11.6" | Canopy: 4.5" round  
Includes: 6 feet of field-cuttable black cloth cord

### LAMPING

Replacement LED bulb or no lamp option  
(Rated for (1) 5W max G9 bi-pin lamp)  
LED G9 bi-pin lamp  
Voltage: 120V  
Total Watts: 5W  
Delivered Lumens: 303  
CCT: 3000K  
CRI: 90  
Dimmable with most LED compatible  
ELV and Triac dimmers  
T20 Compliant

### FINISH OPTIONS

Brass  
Matte Black  
Polished Nickel



MATTE BLACK

BRASS

POLISHED NICKEL

### ORDERING GRID

700TDOBLP	FINISH	LAMP
BR	BRASS	NO LAMP
B	MATTE BLACK	-LED930 BI-PIN G9 LED 90 CRI 3000K 120V
N	POLISHED NICKEL	

## ORBEL ROUND PENDANT

### SIZE

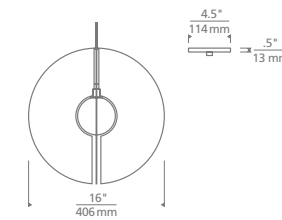
H: 16" | L: 16" | Canopy: 4.5" round  
Includes: 6 feet of field-cuttable black cloth cord

### LAMPING

Replacement LED bulb or no lamp option  
(Rated for (1) 5W max G9 bi-pin lamp)  
LED G9 bi-pin lamp  
Voltage: 120V  
Total Watts: 5W  
Delivered Lumens: 303  
CCT: 3000K  
CRI: 90  
Dimmable with most LED compatible  
ELV and Triac dimmers  
T20 Compliant

### FINISH OPTIONS

Brass  
Matte Black  
Polished Nickel



BRASS

MATTE BLACK

POLISHED NICKEL

### ORDERING GRID

700TDOBLR	FINISH	LAMP
BR	BRASS	NO LAMP
B	MATTE BLACK	-LED930 BI-PIN G9 LED 90 CRI 3000K 120V
N	POLISHED NICKEL	

# ORBEL BATH

## SIZE

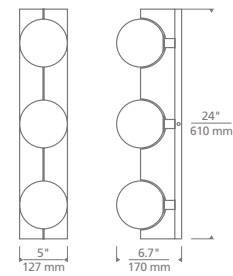
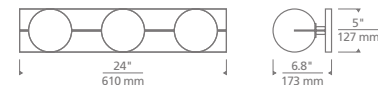
H: 5" | L: 24" | W: 6.8"  
Mounts vertical and horizontal

## LAMPING

Replacement LED bulb or no lamp option  
(Rated for (3) 5W max G9 bi-pin lamps)  
LED G9 bi-pin lamps  
Voltage: 120V  
Total Watts: 15W  
Delivered Lumens: 909  
CCT: 3000K  
CRI: 90  
Dimmable with most LED compatible  
ELV and Triac dimmers  
T20 Compliant

## FINISH OPTIONS

Brass  
Matte Black  
Polished Nickel



MATTE BLACK



POLISHED NICKEL



BRASS

## ORDERING GRID

700BCOBL	TYPE	FINISH	LAMP
3	3-LIGHT VANITY	BR BRASS B MATTE BLACK N POLISHED NICKEL	NO LAMP -LED930 BI-PIN G9 LED 90 CRI 3000K 120V

# ORBEL WALL

## SIZE

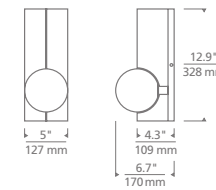
H: 12.9" | L: 5" | W: 6.7"  
Mounts up or down

## LAMPING

Replacement LED bulb or no lamp option  
(Rated for (1) 5W max G9 bi-pin lamp)  
LED G9 bi-pin lamp  
Voltage: 120V  
Total Watts: 5W  
Delivered Lumens: 303  
CCT: 3000K  
CRI: 90  
Dimmable with most LED compatible  
ELV and Triac dimmers  
T20 Compliant

## FINISH OPTIONS

Brass  
Matte Black  
Polished Nickel



POLISHED NICKEL



MATTE BLACK



BRASS

## ORDERING GRID

700WSOBL	FINISH	LAMP
	BR BRASS B MATTE BLACK N POLISHED NICKEL	NO LAMP -LED930 BI-PIN G9 LED 90 CRI 3000K 120V

# ORBEL CEILING

## SIZE

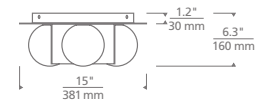
H: 6.3" | L: 15"  
Ceiling mount only

## LAMPING

Replacement LED bulb or no lamp option  
(Rated for (4) 5W max G9 bi-pin lamps)  
LED G9 bi-pin lamps  
Voltage: 120V  
Total Watts: 20W  
Delivered Lumens: 1212  
CCT: 3000K  
CRI: 90  
Dimmable with most LED compatible  
ELV and Triac dimmers  
T20 Compliant

## FINISH OPTIONS

Brass  
Matte Black  
Polished Nickel



MATTE BLACK



POLISHED NICKEL



BRASS



## ORDERING GRID

700FMOBL	FINISH	LAMP
BR	BRASS	NO LAMP
B	MATTE BLACK	-LED930 BI-PIN G9 LED 90 CRI 3000K 120V
N	POLISHED NICKEL	



## KENWAY WALL

### SIZE


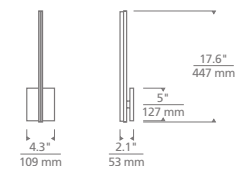
H: 17.6" | L: 4.3" | W: 2.1"  
Mounts up or down

### LAMPING

Integrated LED  
Voltage: 120V or 277V  
Total Watts: 10.8W  
Delivered Lumens: 734  
CCT: 3000K  
CRI: 90  
Dimmable with most LED compatible  
ELV and Triac dimmers  
277V compatible with 0-10V dimmers  
T24/ADA Compliant

### FINISH OPTIONS

Chrome  
Matte Black



MATTE BLACK



CHROME

### ORDERING GRID

700WSKNW	FINISH	LAMP
C	CHROME	-LED930 INTEGRATED LED 90 CRI 3000K 120V
B	MATTE BLACK	-LED930-277 INTEGRATED LED 90 CRI 3000K 277V

## MILLEY WALL

### SIZE

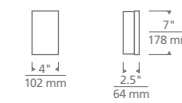
H: 7" | L: 4" | W: 2.5"  
Mounts vertical and horizontal

### LAMPING

Integrated LED  
Voltage: 120V-277V  
Total Watts: 9W  
Delivered Lumens: 538  
CCT: 3000K  
CRI: 90  
Dimmable with most LED compatible  
ELV, Triac and 0-10V dimmers  
T24/ADA Compliant

### FINISH OPTIONS

Brass  
Chrome  
Satin Nickel



CHROME



BRASS



SATIN NICKEL

### ORDERING GRID

700WSMLY7	FINISH	LAMP
BR	BRASS	-LED930 INTEGRATED LED 90 CRI 3000K 120V-277V UNV
C	CHROME	
S	SATIN NICKEL	

# BANDA BATH

## SIZE

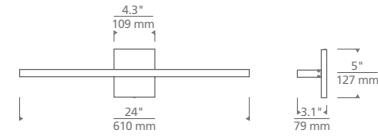
H: 5" | L: 24" | W: 3.1"  
Mounts horizontal and vertical

## LAMPING

Integrated LED  
Voltage: 120V-277V  
Total Watts: 21W  
Delivered Lumens: 851  
CCT: 3000K  
CRI: 90  
Dimmable with most LED compatible  
ELV, Triac and 0-10V dimmers  
ADA Compliant

## FINISH OPTIONS

Brass  
Chrome  
Matte Black



MATTE BLACK



BRASS



CHROME

## ORDERING GRID

700BCBND	LENGTH	FINISH	LAMP
	24 24"	BR BRASS C CHROME B MATTE BLACK	-LED930 INTEGRATED LED 90 CRI 3000K 120V-277 UNV

# TRIS BATH

## SIZE

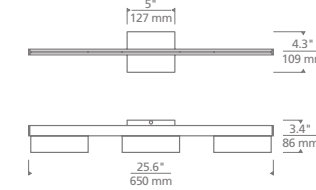
H: 4.3" | L: 25.6" | W: 3.4"  
Mounts horizontal and vertical

## LAMPING

Integrated LED  
Voltage: 120V or 277V  
Total Watts: 17W  
Delivered Lumens: 927  
CCT: 3000K  
CRI: 90  
Dimmable with most LED compatible  
ELV and Triac dimmers  
277V compatible with 0-10V dimmers  
T24/ADA Compliant

## FINISH OPTIONS

Brass  
Chrome  
Satin Nickel



SATIN NICKEL



BRASS



CHROME

## ORDERING GRID

700BCTRS	TYPE	FINISH	LAMP
	3 3-LIGHT VANITY	BR BRASS C CHROME S SATIN NICKEL	-LED930 INTEGRATED LED 90 CRI 3000K 120V -LED930-277 INTEGRATED LED 90 CRI 3000K 277V

## KOSA CEILING

### SIZE

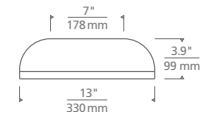
H: 3.9" | L: 13"  
Ceiling mount only

### LAMPING


Integrated LED  
Voltage: 120V or 277V  
Total Watts: 25.6W  
Delivered Lumens: 1350  
CCT: 3000K  
CRI: 90  
Dimmable with most LED compatible  
ELV and Triac dimmers  
277V compatible with 0-10V dimmers  
T24 Compliant

### FINISH OPTIONS

Brass  
Matte White  
Polished Nickel



BRASS



POLISHED NICKEL



MATTE WHITE

### ORDERING GRID

700FMKOSA13	FINISH	LAMP	
BR	BRASS	-LED930	INTEGRATED LED 90 CRI 3000K 120V
W	MATTE WHITE	-LED930-277	INTEGRATED LED 90 CRI 3000K 277V
N	POLISHED NICKEL		

## ALATE CEILING

### SIZE

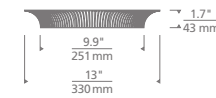
H: 1.7" | L: 13"  
Ceiling mount only

### LAMPING

Integrated LED  
Voltage: 120V or 277V  
Total Watts: 17.6W  
Delivered Lumens: 707  
CCT: 3000K  
CRI: 90  
Dimmable with most LED compatible  
ELV and Triac dimmers  
277V compatible with 0-10V dimmers  
T24 Compliant

### FINISH OPTIONS

Satin Nickel



SATIN NICKEL

### ORDERING GRID

700FMALT13	FINISH	LAMP	
S	SATIN NICKEL	-LED930	INTEGRATED LED 90 CRI 300K 120V
		-LED930-277	INTEGRATED LED 90 CRI 300K 277V

## BOXIE CEILING

### SIZE

Small: H: 2" | L: 5.3"  
 Large: H: 2.5" | L: 9"  
 Ceiling or wall mount

### LAMPING

Incandescent G9 base halogen lamp  
 Voltage: 120V  
 Total Watts: 40W  
 Delivered Lumens: SMALL: 480 | LARGE: 960  
 Dimmable with standard incandescent dimmer  
 T20 Compliant

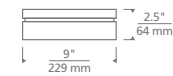
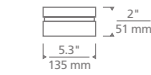
### Integrated LED

Voltage: 120V or 277V  
 Total Watts: Small: 12W | Large: 23W  
 Delivered Lumens: Small: 500 | Large: 1192  
 CCT: 2700K or 3000K  
 CRI: 90  
 Dimmable with most LED compatible  
 ELV and Triac dimmers  
 277V compatible with 0-10V dimmers  
 T24 Compliant


### FINISH OPTIONS

Antique Bronze (not shown)  
 Brass  
 Chrome (not shown)  
 Satin Nickel (not shown)

TO VIEW COMPLETE BOXIE OUTDOOR  
 COLLECTION PLEASE VISIT [TECHLIGHTING.COM](http://TECHLIGHTING.COM)



SMALL  
BRASS



LARGE  
BRASS

### ORDERING GRID

700BX	SIZE	FINISH	LAMP
S	SMALL	Z ANTIQUE BRONZE	INCANDESCENT
L	LARGE	BR BRASS	-LED INTEGRATED LED 90 CRI 2700K 120V
		C CHROME	-LED-277 INTEGRATED LED 90 CRI 2700K 277V
		S SATIN NICKEL	-LED3 INTEGRATED LED 90 CRI 3000K 120V
			-LED3-277 INTEGRATED LED 90 CRI 3000K 277V

## CIRQUE CEILING

### SIZE

Small: H: 2" | L: 6"  
 Large: H: 2.5" | L: 11"  
 Ceiling or wall mount

### LAMPING

Incandescent G9 base halogen lamp  
 Voltage: 120V  
 Total Watts: 40W  
 Delivered Lumens: SMALL: 480 | LARGE: 960  
 Dimmable with standard incandescent dimmer  
 T20 Compliant

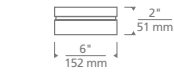
### Integrated LED

Voltage: 120V or 277V  
 Total Watts: Small: 12W | Large: 23W  
 Delivered Lumens: Small: 500 | Large: 1143  
 CCT: 2700K or 3000K  
 CRI: 90  
 Dimmable with most LED compatible  
 ELV and Triac dimmers  
 277V compatible with 0-10V dimmers  
 T24 Compliant

### FINISH OPTIONS

Antique Bronze (not shown)  
 Brass  
 Chrome (not shown)  
 Satin Nickel (not shown)

TO VIEW COMPLETE CIRQUE OUTDOOR  
 COLLECTION PLEASE VISIT [TECHLIGHTING.COM](http://TECHLIGHTING.COM)



SMALL  
BRASS



LARGE  
BRASS

### ORDERING GRID

700CQ	SIZE	FINISH	LAMP
S	SMALL	Z ANTIQUE BRONZE	INCANDESCENT
L	LARGE	BR BRASS	-LED INTEGRATED LED 90 CRI 2700K 120V
		C CHROME	-LED-277 INTEGRATED LED 90 CRI 2700K 277V
		S SATIN NICKEL	-LED3 INTEGRATED LED 90 CRI 3000K 120V
			-LED3-277 INTEGRATED LED 90 CRI 3000K 277V

# CHARA OUTDOOR WALL

## SIZE

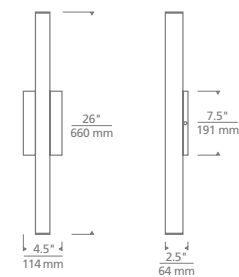
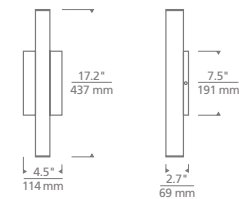
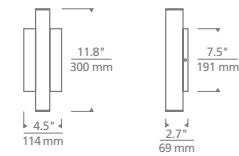
12: H: 11.8" | L: 4.5" | W: 2.7"  
 17: H: 17.2" | L: 4.5" | W: 2.7"  
 26: H: 26" | L: 4.5" | W: 2.5"  
 Indoor/outdoor

## LAMPING

Voltage: 120V-277V  
 Total Watts: 11.8W  
 Delivered Lumens: 1026  
 CCT: 3000K  
 CRI: 90  
 Dimming: 0-10  
 Light Distribution: Symmetric  
 T24/ADA Compliant

## FINISH OPTIONS

Matte Black  
 Satin Nickel



12"  
MATTE BLACK



17"  
SATIN NICKEL



26"  
MATTE BLACK

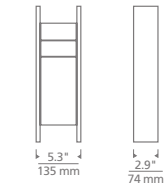
## ORDERING GRID

7000WCHA	CRI/CCT	LENGTH	FINISH	FUNCTION	VOLTAGE	DISTRIBUTION
930	90 CRI, 3000K	12 12"	B BLACK	UD UPLIGHT/DOWNLIGHT	UNV 120V-277V	S SYMMETRIC
		17 17"	S SATIN NICKEL			
		26 26"				

# SANA OUTDOOR WALL

## SIZE

16: H: 16" | L: 5.3" | W: 2.9"  
 22: H: 22" | L: 5.3" | W: 2.9"  
 Indoor/outdoor  
 Mounts down only



## LAMPING

Voltage: 120V-277V  
 Total Watts: 7.5W  
 Delivered Lumens: 137  
 CCT: 3000K  
 CRI: 90  
 Dimming: 0-10V Triac  
 Light Distribution: Symmetric  
 T24/ADA Compliant

## FINISH OPTIONS

Black



16"  
BLACK

22"  
BLACK

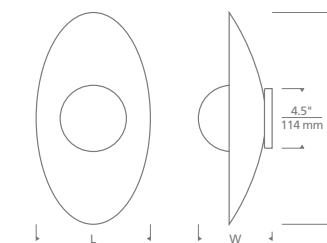
## ORDERING GRID

7000WSAN	CRI/CCT	LENGTH	FINISH	VOLTAGE	DISTRIBUTION
930	90 CRI, 3000K	16 16" 22 22"	B BLACK	UNV 120V-277V	S SYMMETRIC

# JONI OUTDOOR WALL

## SIZE

13: H: 13" | L: 7" | W: 4.5"  
 16: H: 16" | L: 8.6" | W: 5.6"  
 20: H: 20" | L: 10.8" | W: 6.9"  
 Mounts vertical and horizontal




## LAMPING

Integrated LED  
 Voltage: 120V-277V  
 Total Watts: 12.5W  
 Delivered Lumens: 828  
 CCT: 3000K  
 CRI: 90  
 Dimmable with most LED compatible  
 ELV, Triac and 0-10V dimmers

## FINISH OPTIONS

Matte Black | Matte Black  
 Matte Black | Matte White



13"  
MATTE BLACK | MATTE WHITE

16"  
MATTE BLACK | MATTE BLACK

20"  
MATTE BLACK | MATTE WHITE

## ORDERING GRID

7000WJNI	SIZE	FINISH	LAMP
13	13"	BB MATTE BLACK   MATTE BLACK	-LED930 INTEGRATED LED 90 CRI 3000K 120V-277V UNV
16	16"	BW MATTE BLACK   MATTE WHITE	
20	20"		

## BOLT HEAD

### SIZE

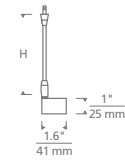
H: 3" - 6" | L: 1.6"

### LAMPING

Rated for (1) 50W max. Halogen MR16 lamp  
Dimmable with most LED compatible  
ELV and Triac dimmers

### FINISH OPTIONS

Satin Nickel  
White



WHITE  
SHOWN WITH LED MR16 LAMP  
(NOT INCLUDED)



SATIN NICKEL  
SHOWN WITH LED MR16 LAMP  
(NOT INCLUDED)

## TELLIUM LED HEAD

### SIZE

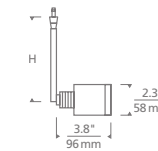
H: 3" - 12" | L: 3.8"  
Due to low in-rush current, only requires  
transformer to be de-rated by 30%

### LAMPING

Integrated LED  
Voltage: 12V  
Total Watts: 8W  
Delivered Lumens: 800  
CCT: 3000K  
CRI: 90  
Dimmable with most LED compatible  
ELV and Triac dimmers

### FINISH OPTIONS

Aged Brass  
Antique Bronze  
Satin Nickel  
White



AGED BRASS



ANTIQUE BRONZE



WHITE



SATIN NICKEL

### ORDERING GRID

700	SYSTEM	BLT	LENGTH	FINISH	LAMP
FJ	FREEJACK	03	3"	S SATIN NICKEL	NO LAMP
MP	MONOPOINT*	06	6"	W WHITE**	
MO	MONORAIL**				
MO2	TWO-CIRCUIT MONORAIL**				

\*INCLUDES 4" ROUND FLUSH CANOPY.

\*\*WHITE NOT AVAILABLE ON MONORAIL OR TWO-CIRCUIT MONORAIL.

### ORDERING GRID

700	SYSTEM	TLM	LENGTH	FINISH	LAMP
FJ	FREEJACK	3	3"	R AGED BRASS*	-LED930 INTEGRATED LED 90 CRI 3000K 120V
MP	MONOPOINT*	6	6"	Z ANTIQUE BRONZE	
MO	MONORAIL**	12	12"	S SATIN NICKEL	
MO2	TWO-CIRCUIT MONORAIL**			W WHITE**	

\*INCLUDES 4" ROUND FLUSH CANOPY.

\*\*WHITE FINISH OPTION SHIPS WITH SATIN NICKEL SYSTEM CONNECTOR.

\*AGED BRASS IS NOT AVAILABLE FOR TWO-CIRCUIT MONORAIL.



7400 Linder Ave.  
Skokie, IL 60077

T 847.410.4400  
F 847.410.4500

[techlighting.com](http://techlighting.com)

Quotes & Technical Assistance:  
800.522.5315

921TLNEWPI9