

SAVOY HOUSE FANS



MASTER FAN CATALOGUE
2018





At **Savoy House**, we take pride in our vast selection of stylish, fashionable and powerful ceiling fans. We offer you a wide variety of design-driven ceiling fan styles that are high-performance and energy-efficient, keeping you comfortable and reducing your energy costs. Whether you adore elegant traditional looks or prefer something a bit more cutting-edge contemporary, Savoy House has a ceiling fan just for you. We look forward to helping you find your new favorite fan.



Alphabetical Listing

Alsace..... 48, 84	Circulaire 52, 106	Kentwood.....120, 134	North..... 162	Taurus..... 70
Alsace Fan D'lier .. 50, 86	Circulaire III 54, 108	Kona..... 58, 100	Peachtree..... 142	Trudy 98
Alsace II..... 60, 88	Connell..... 46	La Salle 20	Phoebe..... 44	Velocity 16, 114
Amherst..... 22	Danville 118, 158	Lancer 126	Pine Harbor..... 150	Vireo 68
Arena 64	Dayton 28	Lancer II 128	Polaris 30	Wasp 26
Bluffton..... 14, 112	Easton 80	Levantara 72	Polaris Hugger 32	Wetherby..... 62, 102
Borea..... 74	Etesian 78	Lucerne..... 164	Portico..... 124	Winchester..... 12, 94
Braddock..... 144	Fairfax 24	McClellan 161	Ratcliffe..... 158	Wind Star 146
Brisa..... 76	First Value 152	Monarch 42	Seaside..... 66	Wind Star Salon 148
Bristol 38	Girard..... 34	Monfort..... 18, 92	Senegal..... 104	
Buckenham..... 10, 90	Heath 160	Montrose 36	Sierra Madres..... 140	
Builder Specialty... 156	Hyannis..... 96	Mystique..... 138	Sky 110	
Capri..... 116	Indigo..... 40, 158	Nomad..... 130	Sky II..... 111	

SAVOY FANS

CONTENTS

COLLECTIONS

- 10 Buckenham
- 12 Winchester
- 14 Bluffton
- 16 Velocity
- 18 Monfort
- 20 La Salle
- 22 Amherst
- 24 Fairfax
- 26 Wasp
- 28 Dayton
- 30 Polaris
- 32 Polaris Hugger
- 34 Girard
- 36 Montrose
- 38 Bristol
- 40 Indigo
- 42 Monarch
- 44 Phoebe
- 46 Connell
- 48 Alsace 52"
- 50 Alsace Fan D'lier™
- 52 Circulaire
- 54 Circulaire III

FAN D'LIERS™

- 58 Kona
- 60 Alsace II
- 62 Wetherby
- 64 Arena
- 66 Seaside
- 68 Vireo
- 70 Taurus
- 72 Levantara
- 74 Borea
- 76 Brisa
- 78 Etesian
- 80 Easton

OUTDOOR

- 84 Alsace 52"
- 86 Alsace Fan D'lier™
- 88 Alsace II
- 90 Buckenham
- 92 Monfort
- 94 Winchester
- 96 Hyannis
- 98 Trudy
- 100 Kona
- 102 Weatherby
- 104 Senegal
- 106 Circulaire
- 108 Circulaire III
- 110 Skyy
- 111 Skyy II
- 112 Bluffton
- 114 Velocity
- 116 Capri
- 118 Danville
- 120 Kentwood
- 124 Portico
- 126 Lancer
- 128 Lancer II
- 130 Nomad

MAINSTREET

- 134 Kentwood
- 138 Mystique
- 140 Sierra Madres
- 142 Peachtree
- 144 Braddock
- 146 Wind Star 52"
- 148 Salon Wind Star 68"
- 150 Pine Harbor
- 152 First Value
- 156 Builder Specialty
- 158 **Fan Light Options**
- 170 **Controls**
- 176 **Hanging Systems**
- 178 **Finish Guide**
- 180 **Specifications**
- 182 **Index**



Pg. 24



Pg. 100



Pg. 134



Pg. 112



Pg. 158

Savoy House Fans

Collection Guide



ALSACE
52-840-3CN-196
Pg. 48 



ALSACE FAN D'LIER™
26-9536-FD-196
Pg. 50 



LED ALSACE II FAN D'LIER™
22-9547-FD-196
Pg. 60 



LED AMHERST
52-190-3CN-187
Pg. 22



ARENA
17-339-FD-322
Pg. 64



LED BLUFFTON
72-5045-813-13
Pg. 14 



BOREA FAN D'LIER™
32-326-FD-SN
Pg. 74



BRADDOCK
52-100-SRV-187
Pg. 144



BRISA FAN D'LIER™
35-328-FD-13
Pg. 76



BRISTOL
52-15-545-45
Pg. 38




LED BUCKENHAM
56-5075-5CN-11
Pg. 10 



BUILDER SPECIALTY
52-FAN-5WA-13
Pg. 156



CAPRI
52-004-5CN-13
Pg. 116 



CIRCULAIRE
50-950-CA-13
Pg. 52 



CIRCULAIRE III
38-951-CA-13
Pg. 54 



CONNELL
56-578-5SV-SN
Pg. 46



DANVILLE
52-110-545-45
Pg. 118 



LED DAYTON
52-6110-4CN-SN
Pg. 28

Savoy House Fans

Collection Guide



EASTON FAN D'LIER™
30-331-FD-13
Pg. 80



ETESIAN FAN D'LIER™
30-331-FD-SN
Pg. 78



FAIRFAX
60-5035-3WA-13
Pg. 24



FIRST VALUE
52-ECM-5RV-13WG
Pg. 152



FIRST VALUE
52-EUP-5RV-13WG
Pg. 154



LED **GIRARD**
52-120-5CN-SN
Pg. 34



HYANNIS
52-624-5CN-13
Pg. 96

DAMP
Location




INDIGO
52-850-5RV-56
Pg. 40



KENTWOOD
52-5095-545-45
Pg. 120

DAMP
Location



LED **KONA**
26-9472-FD-133
Pg. 58

DAMP
Location



LED **LA SALLE**
60-5025-3KO-SN
Pg. 20



LANCER
52-5025-3KO-SN
Pg. 126

WET
Location



LANCER II
43-925-5WA-13
Pg. 128

WET
Location



LEVANTARA FAN D'LIER™
34-327-FD-11
Pg. 72



MONARCH
52-810-5WA-40
Pg. 42



MONFORT
62-5085-3CN-109
Pg. 18

DAMP
Location



LED **MONTROSE**
54-5055-5RV-SNCH
Pg. 36



MYSTIQUE
52-831-5RV-13
Pg. 138

Savoy House Fans

Collection Guide



NOMAD
52-EOF-5WA-13
Pg. 130



PEACHTREE
52P-614-5WA-187
Pg. 142



PHOEBE
56-180-5WA-13
Pg. 44



PINE HARBOR
52-SCG-5RV-SN
Pg. 150



POLARIS
52-417-3SV-SN
Pg. 30



POLARIS HUGGER
52-417H-3SV-SN
Pg. 32



PORTICO
52-083-5RO-13
Pg. 124



SEASIDE FAN D'LIER™
14-325-FD-SN
Pg. 66



SENEGAL FAN D'LIER™
28-336-FD-13
Pg. 104



SIERRA MADRES
52-CDC-5RV-13
Pg. 140



SKYY
12-WF-13
Pg. 110



SKYY II
16-WF-SN
Pg. 111



TAURUS FAN D'LIER™
30-333-FD
Pg. 70



TRUDY
52-135-5CN-SN
Pg. 98



VELOCITY
60-820-6SV-SN
Pg. 16



VIREO FAN D'LIER™
26-335-FD-272
Pg. 68



WASP 3-BLADE
52-200-3SV-SNCH
Pg. 26



WETHERBY FAN D'LIER™
29-FD-122-322
Pg. 62



Savoy House Fans

Collection Guide



LED

WINCHESTER
54-6000-5RW-196
Pg. 12



WIND STAR 52"
52-830-545-45
Pg. 146



WIND STAR 68" (SALON)
68-227-5WA-129
Pg. 148



DANVILLE
FLC-110-45
Pg. 166



LED

HEATH
FLC-105-13
Pg. 160



INDIGO
FLCC-850-56
Pg. 167



LED

LUCERNE
FLC-106-187
Pg. 164




LED

MCCLEAN
FLC-102-13
Pg. 161



LED

NORTH
FLC-103-45
Pg. 162



LED

RATCLIFFE
FLC-104-SN
Pg. 158

Savoy House Fans

Damp / Wet Location Guide



ALSACE
52-840-5CN-196
Pg. 84



ALSACE FAN D'LIER™
26-9536-FD-196
Pg. 86



ALSACE II FAN D'LIER™
22-9547-FD-196
Pg. 88



LED **BLUFFTON**
72-5045-813-13
Pg. 112



LED **BUCKENHAM**
56-5075-5CN-11
Pg. 90



CAPRI
52-004-5CN-13
Pg. 116



CIRCLAIRE
50-950-CA-13
Pg. 106



CIRCLAIRE III
38-951-CA-13
Pg. 108



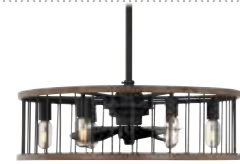
DANVILLE
52-110-545-45
Pg. 166



HYANNIS
52-624-5CN-13
Pg. 96



KENTWOOD
52-5095-545-45
Pg. 134



KONA
26-9472-FD-133
Pg. 100



LANCER
52-500-5WA-13
Pg. 126



LANCER II
43-925-5WA-13
Pg. 128



MONFORT
62-5085-3CN-109
Pg. 92



NOMAD
52-EO0-5WA-13
Pg. 130



POLARIS
52-417-3SV-SN
Pg. 30



POLARIS HUGGER
52-417H-3SV-SN
Pg. 32





PORTICO
52-083-5RO-13
Pg. 124

WET
Location



SEASIDE FAN D'LIER™
14-325-FD-SN
Pg. 66

DAMP
Location



SENEGAL FAN D'LIER™
28-336-FD-13
Pg. 104

DAMP
Location



SKYY
12-WF-13
Pg. 110

DAMP
Location



SKYY II
16-WF-SN
Pg. 111

DAMP
Location



TRUDY
52-135-5CN-SN
Pg. 98

WET
Location



VELOCITY
60-820-6SV-SN
Pg. 114

DAMP
Location



LED

WETHERBY FAN D'LIER™
29-FD-122-322
Pg. 102

DAMP
Location



LED

WINCHESTER
54-6000-5RW-196
Pg. 94

DAMP
Location



FAN NUMBER	56-5075-5GWO-130	56-5075-5WA-13	56-5075-5CN-11
MOTOR FINISH	Aged Pewter	English Bronze	Polished Chrome
BLADE FINISH	Grey Weathered Oak	Walnut	Chestnut
FAN LIGHT	Integrated	Integrated	Integrated
GLASS	White Etched	White Etched	White Etched
DOWNROD FINISH	130	13	11

COMPATIBLE REMOTE CONTROLS: RMT-DC-UNIVERSAL

- Motor Size DC-125S
- 56" Blade Span
- 13° Blade Pitch
- 6-Speed Reversible Motor
- Additional Downrod Lengths Sold Separately
- Blades & Integrated Fan Light Included
- 18W LED Dimmable (1400 Lumens, 3000K, 90 CRI)
- Not Hugger Kit Adaptable
- Handheld Remote Control Included (RMT-DC-UNIVERSAL)
- Fan & Blades are **ETL Damp Location**



Handheld Remote Control
Included
RMT-DC-UNIVERSAL



ENERGY INFORMATION at High Speed		
Airflow Cubic Feet Per Minute	Electricity Use 31.86 Watts (Excludes Lights)	Airflow Efficiency 189.30 Cubic Feet Per Minute Per Watt
Compare: 49" to 60" ceiling fans have airflow efficiencies ranging from approximately 51 to 176 cubic feet per minute per watt at high speed.		

BUCKENHAM





FAN NUMBER	54-6000-5RW-196	54-6000-5DW-109
MOTOR FINISH	Reclaimed Wood	Polished Nickel
BLADE FINISH	Reclaimed Wood	Dark Wood
FAN LIGHT	Integrated	Integrated
GLASS	White Etched	White Etched
DOWNROD FINISH	196	109

COMPATIBLE REMOTE CONTROLS: RMT006

- Motor Size 172 x 20
- 54" Blade Span
- 13° Blade Pitch
- Additional Downrod Lengths Sold Separately
- Blades & Integrated Fan Light Included
- 17W LED Dimmable (1350 Lumens, 3000K, 80 CRI)
- Not Hugger Kit Adaptable
- Handheld Remote Control Included (RMT-AC-UNIVERSAL)
- Fan & Blades are **UL Damp Location**



Handheld Remote Control
Included
RMT-AC-UNIVERSAL



ENERGY INFORMATION at High Speed		
Airflow 4,800 Cubic Feet Per Minute	Electricity Use 700 Watts (Excludes Lights)	Airflow Efficiency 68.57 Cubic Feet Per Minute Per Watt
Compare: 49" to 60" ceiling fans have airflow efficiencies ranging from approximately 51 to 176 cubic feet per minute per watt at high speed.		

WINCHESTER





FAN NUMBER	72-5045-813-13	72-5045-8SV-SN	72-5045-8GR-GR
MOTOR FINISH	English Bronze	Silver	Grey Wood
BLADE FINISH	English Bronze	Silver	Grey Wood
FAN LIGHT	Integrated	Integrated	Integrated
GLASS	White Frosted	White Frosted	White Frosted
DOWNROD FINISH	13	SN	GR

COMPATIBLE REMOTE CONTROLS: RMT-DC-UNIVERSAL

- Motor Size DC-165L
- 72" Blade Span
- 13° Blade Pitch
- 6-Speed Reversible Motor
- Additional Downrod Lengths Sold Separately
- ABS Blades & Integrated Fan Light Included
- 16W LED Dimmable (1350 Lumens, 2900K)
- Not Hugger Kit Adaptable
- Handheld Remote Control Included (RMT-DC-UNIVERSAL)
- Fan & Blades are **UL Wet Location**




Handheld Remote Control
Included
RMT-DC-UNIVERSAL



ENERGY INFORMATION at High Speed		
Airflow 9,100 Cubic Feet Per Minute	Electricity Use 32.0 Watts (Excludes Lights)	Airflow Efficiency 284.00 Cubic Feet Per Minute Per Watt
Compare: 49" to 60" ceiling fans have airflow efficiencies ranging from approximately 51 to 176 cubic feet per minute per watt at high speed.		

BLUFFTON





FAN NUMBER	60-820-6SV-SN	60-820-613-13
MOTOR FINISH	Satin Nickel	English Bronze
BLADE FINISH	Silver	English Bronze
FAN LIGHT	Integrated / Cover	Integrated / Cover
GLASS	White Etched	White Etched
DOWNROD FINISH	SN	13

COMPATIBLE REMOTE CONTROLS: RMT007, WLC300, WLC700

- Motor Size 212 x 25
- 60" Blade Span
- 14° Blade Pitch
- 3-Speed Reversible Motor
- Additional Downrod Lengths Sold Separately
- Blades & Integrated Fan Light Included
- 1-100W Halogen Mini Can Bulb Included
- Not Hugger Kit Adaptable
- Handheld Remote Control Included (RMT-AC-UNIVERSAL)
- Decorative Cover For Non-Light Use Included
- Fan & Blades Are **UL Damp Located**

Lamp Included
Halogen 

Handheld Remote Control
Included
RMT-AC-UNIVERSAL 


**DAMP
Location**

ENERGY INFORMATION at High Speed		
Airflow 8,319 Cubic Feet Per Minute	Electricity Use 86.40 Watts (Excludes Lights)	Airflow Efficiency 96.30 Cubic Feet Per Minute Per Watt
Compare: 49" to 60" ceiling fans have airflow efficiencies ranging from approximately 51 to 176 cubic feet per minute per watt at high speed.		

VELOCITY





FAN NUMBER	62-5085-3WA-13	62-5085-3CN-109	62-5085-3SV-SN
MOTOR FINISH	English Bronze	Polished Nickel	Satin Nickel
BLADE FINISH	Walnut	Chestnut	Silver
FAN LIGHT	Optional	Optional	Optional
DOWNROD FINISH	13	109	SN

COMPATIBLE REMOTE CONTROLS: RMT001, WLC300

COMPATIBLE FAN LIGHTS: FLG-102 Series, FLG-103 Series, FLG-104 Series, FLG-105 Series, FLG-106 Series, FLC418 Series, FLGC850 Series, FLGC1100 Series

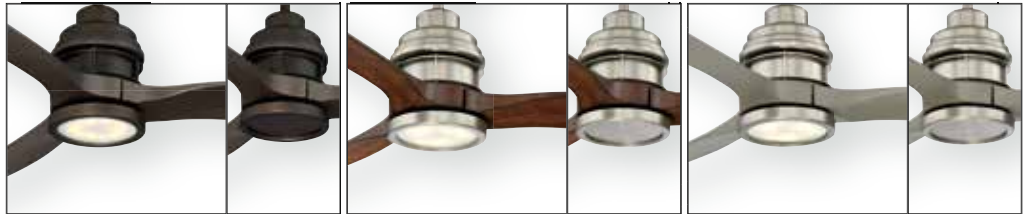
- Motor Size 188 x 25
- 62" Blade Span
- 14° Blade Pitch
- 3-Speed Reversible Motor
- Additional Downrod Lengths Sold Separately
- Optional Fan Light Sold Separately
- Not Hugger Kit Adaptable
- Fan & Blades are **UL Damp Location**



ENERGY INFORMATION at High Speed		
Airflow 6,267 Cubic Feet Per Minute	Electricity Use 86.26 Watts (Excludes Lights)	Airflow Efficiency 72.60 Cubic Feet Per Minute Per Watt
Compare: 49" to 60" ceiling fans have airflow efficiencies ranging from approximately 51 to 176 cubic feet per minute per watt at high speed.		

MONFORT





FAN NUMBER	60-5025-313-13	60-5025-3KO-SN	60-5025-3SV-SN
MOTOR FINISH	English Bronze	Satin Nickel	Satin Nickel
BLADE FINISH	Bronze	KOA Wood	Silver
FAN LIGHT	Integrated / Cover	Integrated / Cover	Integrated / Cover
GLASS	White Frosted	White Frosted	White Frosted
DOWNROD FINISH	13	SN	SN

COMPATIBLE REMOTE CONTROLS: RMT-DC-UNIVERSAL

- Motor Size 165DC
- 60" Blade Span
- 14° Blade Pitch
- 6-Speed DC Reversible Motor
- Additional Downrod Lengths Sold Separately
- ABS Blades & Integrated Fan Light Included
- 17W LED Dimmable (1400 Lumens, 3000K)
- Not Hugger Kit Adaptable
- Handheld Remote Control Included (RMT-DC-UNIVERSAL)
- Decorative Cover For Non-Light Use Included



Handheld Remote Control
Included
RMT-DC-UNIVERSAL



ENERGY INFORMATION at High Speed		
Airflow 8,604 Cubic Feet Per Minute	Electricity Use 33.1 Watts (Excludes Lights)	Airflow Efficiency 259.94 Cubic Feet Per Minute Per Watt
Compare: 49" to 60" ceiling fans have airflow efficiencies ranging from approximately 51 to 176 cubic feet per minute per watt at high speed.		

LA SALLE





FAN NUMBER	52-190-3CN-187	52-190-3WA-13
MOTOR FINISH	Brushed Pewter	English Bronze
BLADE FINISH	Solid Wood / Chestnut	Solid Wood / Walnut
FAN LIGHT	Integrated	Integrated
GLASS	White Frosted	White Frosted
DOWNROD FINISH	187	13

COMPATIBLE REMOTE CONTROLS: RMT007, WLC500, WLC600

- Motor Size 153 x 18
- 52" Blade Span
- 16° Blade Pitch
- 3-Speed Reversible Motor
- Additional Downrod Lengths Sold Separately
- Solid Wood Blades & Integrated Fan Light Included
- 16W LED Dimmable (691 Lumens, 3000K)
- Not Hugger Kit Adaptable
- Handheld Remote Control Included (RMT-AC-UNIVERSAL)



Handheld Remote Control
Included
RMT-AC-UNIVERSAL



ENERGY INFORMATION at High Speed		
Airflow 3,936 Cubic Feet Per Minute	Electricity Use 41.4 Watts (Excludes Lights)	Airflow Efficiency 95.08 Cubic Feet Per Minute Per Watt
Compare: 49" to 60" ceiling fans have airflow efficiencies ranging from approximately 51 to 176 cubic feet per minute per watt at high speed.		

AMHERST





FAN NUMBER	60-5035-3WA-13	60-5035-3CN-SN
MOTOR FINISH	English Bronze	Satin Nickel
BLADE FINISH	Walnut	Chestnut
DOWNROD FINISH	13	SN

COMPATIBLE REMOTE CONTROLS: RMT001, WLC500

- Motor Size 188 x 25
- 60" Blade Span
- 14° Blade Pitch
- 3-Speed Reversible Motor
- Additional Downrod Lengths Sold Separately
- Fan Blades Included
- Not Light Kit Adaptable
- Not Hugger Kit Adaptable
- Handheld Remote Control Included (RMT-AC-UNIVERSAL)

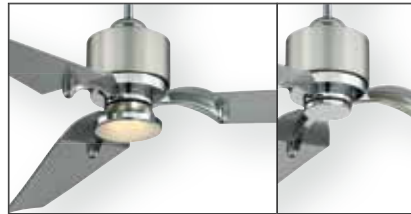
Handheld Remote Control
Included
RMT-AC-UNIVERSAL



ENERGY INFORMATION at High Speed		
Airflow 6,000 Cubic Feet Per Minute	Electricity Use 75.0 Watts (Excludes Lights)	Airflow Efficiency 80.0 Cubic Feet Per Minute Per Watt
Compare: 49" to 60" ceiling fans have airflow efficiencies ranging from approximately 51 to 176 cubic feet per minute per watt at high speed.		

FAIRFAX





FAN NUMBER	52-200-3SV-SNCH
MOTOR FINISH	Satin Nickel / Chrome
BLADE FINISH	Silver
FAN LIGHT	Integrated / Cover
GLASS	White Frosted
DOWNROD FINISH	CH

COMPATIBLE REMOTE CONTROL: RMT014

- Motor Size 120DC x 15
- 52" Blade Span
- 20° Blade Pitch
- 6-Speed DC Reversible Motor
- Additional Downrod Lengths Sold Separately
- ABS Blades & Integrated Fan Light Included
- 15W LED Dimmable (1500 Lumens, 3000K)
- Handheld Remote Control Included (RMT014)
- Decorative Cover For Non-Light Use Included




Handheld Remote Control
Included
RMT014



ENERGY INFORMATION at High Speed		
Airflow 6,021 Cubic Feet Per Minute	Electricity Use 27.1 Watts (Excludes Lights)	Airflow Efficiency 222 Cubic Feet Per Minute Per Watt
Compare: 49" to 60" ceiling fans have airflow efficiencies ranging from approximately 5.1 to 17.6 cubic feet per minute per watt at high speed.		



WASP





FAN NUMBER	52-6110-4CN-SN	52-6110-4WH-WH
MOTOR FINISH	Satin Nickel	White
BLADE FINISH	Chestnut	White
FAN LIGHT	Integrated / Cover	Integrated / Cover
GLASS	White Frosted	White Frosted
DOWNROD FINISH	SN	WH

COMPATIBLE REMOTE CONTROLS: RMT-AC-UNIVERSAL

- Motor Size 153 x 20
- 52" Blade Span
- 13.5° Blade Pitch
- 3-Speed Reversible Motor
- Additional Downrod Lengths Sold Separately
- Blades & Integrated Fan Light Included
- 16W LED Dimmable (1400 Lumens, 3000K)
- Not Hugger Kit Adaptable
- Handheld Remote Control Included (RMT-AC-UNIVERSAL)
- Decorative Cover For Non-Light Use Included



Handheld Remote Control
Included
RMT-AC-UNIVERSAL



ENERGY INFORMATION at High Speed		
Airflow 4,737 Cubic Feet Per Minute	Electricity Use 61.1 Watts (Excludes Lights)	Airflow Efficiency 77.5 Cubic Feet Per Minute Per Watt
Compare: 49" to 60" ceiling fans have airflow efficiencies ranging from approximately 51 to 176 cubic feet per minute per watt at high speed.		

DAYTON





FAN NUMBER	52-417-3SV-SN
MOTOR FINISH	Satin Nickel
BLADE FINISH	Silver
FAN LIGHT	Integrated / Cover
GLASS	White Frosted
DOWNROD FINISH	SN

COMPATIBLE REMOTE CONTROLS: RMT006, WLC400

- Motor Size 172 x 17
- 52" Blade Span
- 14° Blade Pitch
- 3-Speed Reversible Motor
- Additional Downrod Lengths Sold Separately
- Blades & Integrated Fan Light Included
- 1-100W Halogen Mini-Can Bulb Included
- Dual Mounting System Included (Downrod & Hugger)
- Handheld Remote Control Included (RMT-AC-UNIVERSAL)
- Decorative Cover For Non-Light Use Included
- Fans & Blades are **UL Damp Location**

Lamp Included
Halogen 

Handheld Remote Control
Included
RMT-AC-UNIVERSAL 



**DAMP
Location**

ENERGY INFORMATION at High Speed		
Airflow Cubic Feet Per Minute	Electricity Use Watts (Excludes Lights)	Airflow Efficiency Cubic Feet Per Minute Per Watt
5,089	51.9	98.06

Compare: 49" to 60" ceiling fans have airflow efficiencies ranging from approximately 5.1 to 17.6 cubic feet per minute per watt at high speed.

POLARIS





FAN NUMBER	52-417H-3SV-SN
MOTOR FINISH	Satin Nickel
BLADE FINISH	Silver
FAN LIGHT	Integrated / Cover
GLASS	White Frosted
DOWNROD FINISH	SN

COMPATIBLE REMOTE CONTROLS: RMT006, WLC400

- Motor Size 172 x 17
- 52" Blade Span
- 14° Blade Pitch
- 3-Speed Reversible Motor
- Additional Downrod Lengths Sold Separately
- Blades & Integrated Fan Light Included
- 1-100W Halogen Mini-Can Bulb Included
- Handheld Remote Control Included (RMT-AC-UNIVERSAL)
- Decorative Cover For Non-Light Use Included
- Fans & Blades are **UL Damp Location**

Lamp Included
Halogen 

Handheld Remote Control
Included
RMT-AC-UNIVERSAL 


**DAMP
Location**

ENERGY INFORMATION at High Speed		
Airflow 3,787 Cubic Feet Per Minute	Electricity Use 51.8 Watts (Excludes Lights)	Airflow Efficiency 73.11 Cubic Feet Per Minute Per Watt
Compare: 49" to 60" ceiling fans have airflow efficiencies ranging from approximately 5.1 to 17.6 cubic feet per minute per watt at high speed.		

POLARIS HUGGER





FAN NUMBER	52-120-5WA-13	52-120-5CN-SN
MOTOR FINISH	English Bronze	Satin Nickel
BLADE FINISH	Walnut	Chestnut
FAN LIGHT	Integrated	Integrated
GLASS	Opal Frosted	Opal Frosted
DOWNROD FINISH	13	SN

COMPATIBLE REMOTE CONTROLS: RMT007

- Motor Size 153 x 18
- 52" Blade Span
- 13.5° Blade Pitch
- 3-Speed Reversible Motor
- Blades & Integrated Fan Light Included

- Additional Downrod Lengths Sold Separately
- Not Hugger Kit Adaptable
- 16W LED Dimmable (1350 Lumens, 3000K)
- Handheld Remote Control Included (RMT-AC-UNIVERSAL)



Handheld Remote Control
Included
RMT-AC-UNIVERSAL



ENERGY INFORMATION at High Speed		
Airflow 4,785 Cubic Feet Per Minute	Electricity Use 59.6 Watts (Excludes Lights)	Airflow Efficiency 80.29 Cubic Feet Per Minute Per Watt
Compare: 49" to 60" ceiling fans have airflow efficiencies ranging from approximately 51 to 176 cubic feet per minute per watt at high speed.		





FAN NUMBER	54-5055-5RV-79	54-5055-5RV-SNCH
MOTOR FINISH	English Bronze & Warm Brass	Satin Nickel & Chrome
BLADE FINISH	Chestnut / Teak	Chestnut / Silver
FAN LIGHT	Integrated	Integrated
GLASS	White Opal	White Opal
DOWNROD FINISH	13	SN

COMPATIBLE REMOTE CONTROL: RMT014

- Motor Size 120x15MM DC
- 54" Blade Span
- 13.5° Blade Pitch
- 6-Speed DC Reversible Motor
- Additional Downrod Lengths Sold Separately
- Blades & Integrated Fan Light Included
- 15W LED Dimmable (725 Lumens, 3000K)
- Not Hugger Kit Adaptable
- Handheld Remote Control Included (RMT014)



Handheld Remote Control
Included
RMT014



ENERGY INFORMATION at High Speed		
Airflow 5,616 Cubic Feet Per Minute	Electricity Use 26.5 Watts (Excludes Lights)	Airflow Efficiency 211.93 Cubic Feet Per Minute Per Watt
Compare: 49" to 60" ceiling fans have airflow efficiencies ranging from approximately 51 to 176 cubic feet per minute per watt at high speed.		

MONTROSE





FAN NUMBER	52-15-545-45
MOTOR FINISH	Aged Wood
BLADE FINISH	Aged Wood
FAN LIGHT	Integrated
GLASS	White Etched
DOWNROD FINISH	45

COMPATIBLE REMOTE CONTROLS: RMT006, WLC300, WLC400, WLC500, WLC600

- Motor Size 188 x 20
- 52" Span
- 14° Blade Pitch
- 3-Speed Reversible Motor
- Additional Downrod Lengths Sold Separately
- Blades & Integrated Fan Light Included
- 2-50W Halogen Mini Cans Included
- Not Hugger Kit Adaptable
- Handheld Remote Control Included (RMT006)

Lamp Included
Halogen 

Handheld Remote
Included
RMT006 

ENERGY INFORMATION at High Speed		
Airflow 5,339 Cubic Feet Per Minute	Electricity Use 70.4 Watts (Excludes Lights)	Airflow Efficiency 75 Cubic Feet Per Minute Per Watt
Compare: 49" to 60" ceiling fans have airflow efficiencies ranging from approximately 51 to 176 cubic feet per minute per watt at high speed.		

BRISTOL





FAN NUMBER	52-850-5RV-56
MOTOR FINISH	New Tortoise Shell
BLADE FINISH	Chestnut / Walnut
OPTIONAL FAN LIGHT	FLGC-850-56
DOWNROD FINISH	56

COMPATIBLE REMOTE CONTROLS: RMT001, WLC300, WLC500, WLC600

- Motor Size 172 x 20
- 52" Blade Span
- 14° Blade Pitch
- 3-Speed Pull-Chain Reversible Motor
- Additional Downrod Lengths Sold Separately
- Reversible Color Fan Blades Included
- Optional Fan Light Sold Separately
- Dual Mounting System Included (Downrod & Hugger)

ENERGY INFORMATION at High Speed		
Airflow 5,200 Cubic Feet Per Minute	Electricity Use 74 Watts (Excludes Lights)	Airflow Efficiency 70 Cubic Feet Per Minute Per Watt
Compare: 49" to 60" ceiling fans have airflow efficiencies ranging from approximately 51 to 176 cubic feet per minute per watt at high speed.		



FLGC-850-56
OPTIONAL
Fan Light

INDIGO



* PICTURED WITH FLGC-850-56 (OPTIONAL FAN LIGHT)

FAN LIGHT CHOICES Pg 158-169.



FAN NUMBER	52-810-5WA-40
MOTOR FINISH	Walnut Patina
BLADE FINISH	Walnut
FAN LIGHT	Integrated
GLASS	Cream Carved Marble
DOWNROD FINISH	40

COMPATIBLE REMOTE CONTROLS: RMT006, WLC400

- Motor Size 177 x 20
- 52" Blade Span
- 14° Blade Pitch
- 3-Speed Reversible Motor
- Additional Downrod Lengths Sold Separately
- Fan Blades and Integrated Fan Light Included
- Motor Housing Light 4C 10W Bulbs Included
- 4C 40W Bulbs Included
- Handheld Remote Control Included (RMT006)



**Lamp Included
Incandescent**

**Handheld Remote
Included
RMT006**



**ENERGY INFORMATION
at High Speed**

Airflow 6,111 Cubic Feet Per Minute	Electricity Use 75.5 Watts (Excludes Lights)	Airflow Efficiency 81 Cubic Feet Per Minute Per Watt
--	---	---

Compare: 49" to 60" ceiling fans have airflow efficiencies ranging from approximately 51 to 176 cubic feet per minute per watt at high speed.

Money-Saving Tip: Turn off fan when leaving room.

MONARCH





FAN NUMBER	56-180-5CN-109
MOTOR FINISH	Polished Nickel
BLADE FINISH	Chestnut
FAN LIGHT	Integrated
GLASS	Clear Faceted
DOWNROD FINISH	109

COMPATIBLE REMOTE CONTROLS: RMT006

- Motor Size 188 x 22
- 56" Blade Span
- 13.5° Blade Pitch
- 3-Speed Reversible Motor
- Additional Downrod Lengths Sold Separately
- Blades & Integrated Fan Light Included
- 16W LED Dimmable (965.5 Lumens, 3000K)
- Not Hugger Kit Adaptable
- Handheld Remote Control Included (RMT-AC-UNIVERSAL)



Handheld Remote Control
Included
RMT-AC-UNIVERSAL



ENERGY INFORMATION at High Speed		
Airflow 5,503 Cubic Feet Per Minute	Electricity Use 73.0 Watts (Excludes Lights)	Airflow Efficiency 75.38 Cubic Feet Per Minute Per Watt
Compare: 49" to 60" ceiling fans have airflow efficiencies ranging from approximately 51 to 176 cubic feet per minute per watt at high speed.		

PHOEBE





FAN NUMBER	56-578-5WA-13
MOTOR FINISH	English Bronze
BLADE FINISH	Walnut
FAN LIGHT	Integrated
GLASS	Clear Seeded
DOWNROD FINISH	13

COMPATIBLE REMOTE CONTROLS: WLC300


- Motor Size 188 x 22
- 56" Blade Span
- 14° Blade Pitch
- 3-Speed Reversible Motor
- Additional Downrod Lengths Sold Separately
- Blades & Integrated Fan Light Included
- 3E 60W Incandescent Bulbs Included
- Not Hugger Kit Adaptable
- Handheld Remote Control Included (RMT-AC-UNIVERSAL)

 **Lamp Included**
Incandescent

Handheld Remote Control
Included
RMT-AC-UNIVERSAL



ENERGY INFORMATION at High Speed		
Airflow 5,781 Cubic Feet Per Minute	Electricity Use 36.8 Watts (Excludes Lights)	Airflow Efficiency 157.09 Cubic Feet Per Minute Per Watt
Compare: 49" to 60" ceiling fans have airflow efficiencies ranging from approximately 51 to 176 cubic feet per minute per watt at high speed.		





FAN NUMBER	52-840-5CN-196
MOTOR FINISH	Reclaimed Wood
BLADE FINISH	Chestnut
FAN LIGHT	Integrated
DOWNROD FINISH	196

COMPATIBLE REMOTE CONTROLS: RMT005, WLC300

- Motor Size 153 x 22
- 52" Blade Span
- 12° Blade Pitch
- 3-Speed Reversible Motor
- Additional Downrod Lengths Sold Separately
- Blades & Integrated Fan Light Included
- 3-40W Candelabra Bulbs Included
- Not Hugger Kit Adaptable
- Handheld Remote Control Included (RMT-AC-UNIVERSAL)
- Fans & Blades are **UL Damp Location**

 **Lamp Included
Incandescent**

**Handheld Remote Control
Included
RMT-AC-UNIVERSAL**




**DAMP
Location**

ENERGY INFORMATION at High Speed		
Airflow 5,877 Cubic Feet Per Minute	Electricity Use 69.8 Watts (Excludes Lights)	Airflow Efficiency 84.2 Cubic Feet Per Minute Per Watt
Compare: 49" to 60" ceiling fans have airflow efficiencies ranging from approximately 51 to 176 cubic feet per minute per watt at high speed.		

ALSACE





FAN NUMBER	26-9536-FD-196
MOTOR FINISH	Reclaimed Wood
BLADE FINISH	Chestnut
FAN LIGHT	Integrated
GLASS	White Etched
DOWNROD FINISH	196

COMPATIBLE REMOTE CONTROLS: RMT005

- Motor Size 120 x 20
- 26" Blade Span
- 13.5° Blade Pitch
- 3-Speed Reversible Motor
- Additional Downrod Lengths Sold Separately
- 1-75W Halogen Mini-Can Bulb Included
- Not Hugger Kit Adaptable
- Handheld Remote Control Included (RMT007)
- Fan & Blades are **UL Damp Location**

Lamp Included Halogen



Handheld Remote Control Included RMT007



DAMP Location



ENERGY INFORMATION at High Speed		
Airflow 2,374 Cubic Feet Per Minute	Electricity Use 37 Watts (Excludes Lights)	Airflow Efficiency 64 Cubic Feet Per Minute Per Watt
<small>Compare: 36" to 48" ceiling fans have airflow efficiencies ranging from approximately 71 to 86 cubic feet per minute per watt at high speed.</small>		

ALSACE





FAN NUMBER	50-950-CA-13	50-950-CA-SN
MOTOR FINISH	English Bronze	Satin Nickel
BLADE FINISH	Solid Wood / Beechwood	Silver
FAN LIGHT	Integrated / Cover	Integrated / Cover
GLASS	White Opal	Opal Etched
DOWNROD FINISH	CA-13	CA-SN

COMPATIBLE REMOTE CONTROLS: RMT011

- Motor Size 74 x 16 x 51
- 50" Span (2 Heads - 16" Blade Span each)
- 17.7" Protective Steel Cage
- 14.75" Height
- Fully Adjustable Heads (40°-Up, 40°-Down)
- 3-Speed Reversible Motor

- Additional Downrod Lengths (CA-13) Sold Separately
- Fan Light 1-75W Halogen Mini-Can Bulb Included
- Decorative Cover For Non-Light Use Included
- Not Slope Kit Adaptable
- Handheld Remote Control Included (RMT011)
- Fan & Blades are **UL Damp Location**

Lamp Included
Halogen 

Handheld Remote Control
Included
RMT011 


**DAMP
Location**

ENERGY INFORMATION at High Speed		
Airflow 4,060 Cubic Feet Per Minute	Electricity Use 83.7 Watts (Excludes Lights)	Airflow Efficiency 49.0 Cubic Feet Per Minute Per Watt
Compare: 49" to 60" ceiling fans have airflow efficiencies ranging from approximately 51 to 176 cubic feet per minute per watt at high speed.		



CIRCULAIRE





FAN NUMBER	38-951-CA-13
MOTOR FINISH	English Bronze
BLADE FINISH	Solid Wood / Beechwood
DOWNROD FINISH	CA-13
COMPATIBLE REMOTE CONTROLS: RMT013	

- Motor Size 74AL x 16-C
- 38" Span (3 Heads)
- 13" Protective Steel Cage
- 17.55" Height
- Fully Adjustable Heads (20°-Up, 20°-Down, 40°-Left, 40°-Right)

- 3-Speed Reversible Motor
- Additional Downrod Lengths (CA-13) Sold Separately
- Handheld Remote Control Included (RMT013)
- Fan & Blades are **UL Damp Location**

Handheld Remote Control
Included
RMT013



ENERGY INFORMATION at High Speed		
Airflow 3,083 Cubic Feet Per Minute	Electricity Use 81.3 Watts (Excludes Lights)	Airflow Efficiency 37.92 Cubic Feet Per Minute Per Watt
Compare: 49" to 60" ceiling fans have airflow efficiencies ranging from approximately 5.1 to 1.76 cubic feet per minute per watt at high speed.		



CIRCULAIRE III





COLLECTIONS

Alsace II	60
Arena	64
Borea	74
Easton	80
Etesian	78
Kona	58
Levantara	72
Seaside	66
Taurus	70
Vireo	68
Wetherby	62





FAN D'LIERS™



FAN NUMBER	26-9472-FD-133
MOTOR FINISH	Sapele Finish
BLADE FINISH	Black
DOWNROD FINISH	FB

COMPATIBLE REMOTE CONTROL: RMT-AC-UNIVERSAL

- Motor Size 104 x 114
- 14" Blade Span
- 26"W x 9-1/4"H (Cage Only)
- 14° Blade Pitch
- 3-Speed Reversible Motor
- Additional Downrod Lengths Sold Separately
- ABS Blades & Integrated Fan Light Included
- 6W LED Dimmable (3000 Lumens, 2600K)
- Not Hugger Kit Adaptable
- Handheld Remote Control Included (RMT-AC-UNIVERSAL)
- Fan & Blades are **UL Damp Location**



Handheld Remote Control
Included
RMT-AC-UNIVERSAL



ENERGY INFORMATION at High Speed		
Airflow 2,394 Cubic Feet Per Minute	Electricity Use 38.5 Watts (Excludes Lights)	Airflow Efficiency 62.18 Cubic Feet Per Minute Per Watt
<small>Compare: 36" to 48" ceiling fans have airflow efficiencies ranging from approximately 71 to 86 cubic feet per minute per watt at high speed.</small>		



KONA





FAN D'LIERS™



FAN NUMBER	22-9547-FD-196
MOTOR FINISH	Reclaimed Wood
BLADE FINISH	Chestnut
FAN LIGHT	Integrated
GLASS	White Etched
DOWNROD FINISH	196

COMPATIBLE REMOTE CONTROLS: RMT-AC-UNIVERSAL

- Motor Size 120 x 20
- 22" Blade Span
- 18° Blade Pitch
- 3-Speed Reversible Motor
- Additional Downrod Lengths Sold Separately
- 15W LED Dimmable (675 Lumens, 3000K, 90 CRI)
- Not Hugger Kit Adaptable
- Handheld Remote Control Included (RMT-AC-UNIVERSAL)
- Fan & Blades are **UL Damp Location**




Handheld Remote Control
Included
RMT-AC-UNIVERSAL




ENERGY INFORMATION at High Speed		
Airflow 1,923 Cubic Feet Per Minute	Electricity Use 39.6 Watts (Excludes Lights)	Airflow Efficiency 48.56 Cubic Feet Per Minute Per Watt
*Compare: 36" to 48" ceiling fans have airflow efficiencies ranging from approximately 71 to 86 cubic feet per minute per watt at high speed.		



ALSACE II





FAN D'LIERS™



FAN NUMBER	29-FD-122-SN	29-FD-122-44	29-FD-122-322
MOTOR FINISH	Satin Nickel	Classic Bronze	Warm Brass
BLADE FINISH	Silver	Black	Gold
FAN LIGHT	Integrated	Integrated	Integrated
GLASS	White Etched	White Etched	White Etched
DOWNROD FINISH	SN	13	322

COMPATIBLE REMOTE CONTROLS: RMT-AC-UNIVERSAL

- Motor Size 105 x 113
- 14" Blade Span
- 29" W Cage
- 13° Blade Pitch
- Additional Downrod Lengths Sold Separately
- 10W LED Dimmable (800 Lumens, 3000K)
- ABS Fan Blades Included
- Not Hugger Kit Adaptable
- Handheld Remote Control Included (RMT-AC-UNIVERSAL)
- Fan & Blades are **UL Damp Location**



Handheld Remote Control
Included
RMT-AC-UNIVERSAL



ENERGY INFORMATION at High Speed

Airflow Cubic Feet Per Minute	Electricity Use Watts (Excludes Lights)	Airflow Efficiency Cubic Feet Per Minute Per Watt
1,471	37.43	39.31

Compare: 36" to 48" ceiling fans have airflow efficiencies ranging from approximately 71 to 86 cubic feet per minute per watt at high speed.

WETHERBY





FAN D'LIERS™



FAN NUMBER	17-339-FD-11	17-339-FD-44	17-339-FD-322
MOTOR FINISH	Chrome	Classic Bronze	Warm Brass
BLADE FINISH	Chrome	Bronze	Warm Brass
DOWNROD FINISH	11	13	322

COMPATIBLE REMOTE CONTROLS: RMT-AC-UNIVERSAL

- Motor Size 104 x 114
- 14" Blade Span
- 14° Blade Pitch
- 3-Speed Reversible Motor
- Additional Downrod Lengths Sold Separately
- ABS Fan Blades Included
- Not Light Kit Adaptable
- Not Hugger Kit Adaptable
- Handheld Remote Control Included (RMT-AC-UNIVERSAL)

Handheld Remote Control
Included
RMT-AC-UNIVERSAL



ENERGY INFORMATION at High Speed		
Airflow 2,394 Cubic Feet Per Minute	Electricity Use 38.5 Watts (Excludes Lights)	Airflow Efficiency 62.00 Cubic Feet Per Minute Per Watt
Compare: 36" to 48" ceiling fans have airflow efficiencies ranging from approximately 71 to 86 cubic feet per minute per watt at high speed.		

ARENA





FAN D'LIERS™



FAN NUMBER	14-325-FD-SN	14-325-FD-13
MOTOR FINISH	Satin Nickel	English Bronze
BLADE FINISH	Silver	Bronze
DOWNROD FINISH	SN	13

COMPATIBLE REMOTE CONTROLS: RMT003

- 18-1/2"W x 11"H
- Motor Size: 90AL
- 14" Span
- 21° Blade Pitch
- 3-Speed Reversible Motor

- Additional Downrod Lengths Sold Separately
- Not Light Kit Adaptable
- Handheld Remote Control Included (RMT003)
- Fan & Blades are **UL Damp Location**

Handheld Remote Control
Included
RMT003



ENERGY INFORMATION at High Speed		
Airflow 2,373 Cubic Feet Per Minute	Electricity Use 48 Watts (Excludes Lights)	Airflow Efficiency 49 Cubic Feet Per Minute Per Watt
Compare: 36" to 48" ceiling fans have airflow efficiencies ranging from approximately 71 to 86 cubic feet per minute per watt at high speed.		

SEASIDE





FAN D'LIERS™



FAN NUMBER	26-335-FD-272
MOTOR FINISH	Silver Dust
FAN LIGHT	Integrated
SHADE	Silver Mica
DOWNROD FINISH	272

COMPATIBLE REMOTE CONTROL: RMT-AC-UNIVERSAL

- 26"W x 30-1/8"H
- Motor Size 104 x 114
- 14" Blade Span
- 14° Blade Pitch
- Additional Downrod Lengths Sold Separately
- 6E 6W LED Dimmable Bulbs Included
- 500 Lumens, 2700K (per bulb)
- Handheld Remote Control Included (RMT-AC-UNIVERSAL)



Handheld Remote Control
Included
RMT-AC-UNIVERSAL



ENERGY INFORMATION at High Speed		
Airflow 2,394 Cubic Feet Per Minute	Electricity Use 38.5 Watts (Excludes Lights)	Airflow Efficiency 62 Cubic Feet Per Minute Per Watt
Compare: 36" to 48" ceiling fans have airflow efficiencies ranging from approximately 71 to 86 cubic feet per minute per watt at high speed.		







FAN D'LIERS™



FAN NUMBER	30-333-FD-11
MOTOR FINISH	Polished Chrome
FAN LIGHT	Integrated
GLASS	White Opal
SHADE	Crystal
DOWNROD FINISH	CH

COMPATIBLE REMOTE CONTROL: RMT-AC-UNIVERSAL

- 29-1/2"W x 30"H
- Motor Size 104 x 114
- 14° Blade Pitch
- Additional Downrod Lengths Sold Separately
- 6E 6W LED Dimmable Bulbs Included
- 500 Lumens, 2700K (per bulb)
- Handheld Remote Control Included (RMT-AC-UNIVERSAL)



Handheld Remote Control
Included
RMT-AC-UNIVERSAL



ENERGY INFORMATION at High Speed

Airflow 2,394 Cubic Feet Per Minute	Electricity Use 38.5 Watts (Excludes Lights)	Airflow Efficiency 62 Cubic Feet Per Minute Per Watt
--	---	---

Compare: 36" to 48" ceiling fans have airflow efficiencies ranging from approximately 71 to 86 cubic feet per minute per watt at high speed.



TAURUS





FAN D'LIERS™



FAN NUMBER	34-327-FD-11
MOTOR FINISH	Polished Chrome
FAN LIGHT	Integrated
SHADE	White Fabric Shade
DOWNROD FINISH	CH

COMPATIBLE REMOTE CONTROL: RMT-AC-UNIVERSAL

- 34"W x 40-1/2"H
- Motor Size 104 x 114
- 20° Blade Pitch
- 18" Downrod Included

- Additional Downrod Lengths Sold Separately
- 8C 4W LED Dimmable Bulbs Included
- 300 Lumens, 2700K (per bulb)
- Handheld Remote Control Included (RMT-AC-UNIVERSAL)



Handheld Remote Control
Included
RMT-AC-UNIVERSAL



ENERGY INFORMATION at High Speed		
Airflow 2,394 Cubic Feet Per Minute	Electricity Use 38.5 Watts (Excludes Lights)	Airflow Efficiency 62 Cubic Feet Per Minute Per Watt
Compare: 36" to 48" ceiling fans have airflow efficiencies ranging from approximately 71 to 86 cubic feet per minute per watt at high speed.		



LEVANTARA





FAN D'LIERS™



FAN NUMBER	32-326-FD-SN
MOTOR FINISH	Satin Nickel
FAN LIGHT	Integrated
GLASS	White Frosted
DOWNROD FINISH	SN

COMPATIBLE REMOTE CONTROLS: RMT-AC-UNIVERSAL

- 32"W x 38"H
- Motor Size 104 x 114
- 20° Blade Pitch
- 18" Downrod Included

- Additional Downrod Lengths Sold Separately
- 5E 6 LED Dimmable Bulbs Included
- 500 Lumens, 2700K (per bulb)
- Handheld Remote Control Included (RMT-AC-UNIVERSAL)



Handheld Remote Control
Included
RMT-AC-UNIVERSAL



ENERGY INFORMATION at High Speed

Airflow 1,580 Cubic Feet Per Minute	Electricity Use 28.5 Watts (Excludes Lights)	Airflow Efficiency 55 Cubic Feet Per Minute Per Watt
--	---	---

Compare: 36" to 48" ceiling fans have airflow efficiencies ranging from approximately 71 to 86 cubic feet per minute per watt at high speed.



BOREA





FAN D'LIERS™



FAN NUMBER	35-328-FD-13
MOTOR FINISH	English Bronze
FAN LIGHT	Integrated
SHADE	Off-White Fabric Shades
DOWNROD FINISH	13

COMPATIBLE REMOTE CONTROLS: RMT-AC-UNIVERSAL

- 34-3/4"W x 39"H
- Motor Size 104 x 114
- 18" Downrod Included
- Additional Downrod Lengths Sold Separately
- 8C 4W LED Dimmable Bulbs Included
- 300 Lumens, 2700K (per bulb)
- Handheld Remote Control Included (RMT-AC-UNIVERSAL)




Handheld Remote Control
Included
RMT-AC-UNIVERSAL



ENERGY INFORMATION at High Speed		
Airflow 2,394 Cubic Feet Per Minute	Electricity Use 38.5 Watts (Excludes Lights)	Airflow Efficiency 62 Cubic Feet Per Minute Per Watt
Compare: 36" to 48" ceiling fans have airflow efficiencies ranging from approximately 71 to 86 cubic feet per minute per watt at high speed.		

BRISA





FAN D'LIERS™



FAN NUMBER	36-329-FD-21	36-329-FD-SN
MOTOR FINISH	Burnished Russett	Satin Nickel
FAN LIGHT	Integrated	Integrated
GLASS	Clear Glass Outer Cream Glass Inner	Clear Glass Outer White Glass Inner
DOWNROD FINISH	21	SN

COMPATIBLE REMOTE CONTROLS: RMT-AC-UNIVERSAL

- 35-1/2"W x 40"H
- Motor Size 104 x 114
- 20° Blade Pitch
- 18" Downrod Included
- Additional Downrod Lengths Sold Separately
- 8E 6W LED Dimmable Bulbs Included
- 500 Lumens, 2700K (per bulb)
- Handheld Remote Control Included (RMT-AC-UNIVERSAL)



Handheld Remote Control
Included
RMT-AC-UNIVERSAL



ENERGY INFORMATION at High Speed		
Airflow 1,186 Cubic Feet Per Minute	Electricity Use 38.5 Watts (Excludes Lights)	Airflow Efficiency 30.8 Cubic Feet Per Minute Per Watt
Compare: 36" to 48" ceiling fans have airflow efficiencies ranging from approximately 7.1 to 8.6 cubic feet per minute per watt at high speed.		

ETESIAN





FAN D'LIERS™



FAN NUMBER	30-331-FD-13
MOTOR FINISH	English Bronze
FAN LIGHT	Integrated
GLASS	Clear Seeded
DOWNROD FINISH	13

COMPATIBLE REMOTE CONTROLS: RMT-AC-UNIVERSAL

- 30-1/8"W x 40-1/2"H
- Motor Size 104 x 114
- 14" Blade Pitch
- 18" Downrod Included
- Additional Downrod Lengths Sold Separately

- 6C 6W LED Dimmable Bulbs Included
- 325 Lumens, 2700K (per bulb)
- Handheld Remote Control Included (RMT-AC-UNIVERSAL)



Handheld Remote Control
Included
RMT-AC-UNIVERSAL



ENERGY INFORMATION at High Speed		
Airflow 2,394 Cubic Feet Per Minute	Electricity Use 38.5 Watts (Excludes Lights)	Airflow Efficiency 62 Cubic Feet Per Minute Per Watt
Compare: 36" to 48" ceiling fans have airflow efficiencies ranging from approximately 71 to 86 cubic feet per minute per watt at high speed.		



EASTON







OUTDOOR

COLLECTIONS

Alsace	84
Alsace II	88
Bluffton	112
Buckenham	90
Capri	116
Circulaire	106
Circulaire III	108
Danville	118
Hyannis	96
Kentwood	120
Kona	100
Lancer	126
Lancer II	128
Monfort	92
Nomad	130
Senegal	104
Skyy	110
Skyy II	111
Trudy	98
Velocity	114
Winchester	94



FAN NUMBER	52-840-5CN-196
MOTOR FINISH	Reclaimed Wood
BLADE FINISH	Chestnut
FAN LIGHT	Integrated
DOWNROD FINISH	196

COMPATIBLE REMOTE CONTROLS: RMT005, WLC300

- Motor Size 153 x 22
- 52" Blade Span
- 12° Blade Pitch
- 3-Speed Reversible Motor
- Additional Downrod Lengths Sold Separately
- Blades & Integrated Fan Light Included
- 3C 40W Candelabra Bulbs Included
- Not Hugger Kit Adaptable
- Handheld Remote Control Included (RMT-AC-UNIVERSAL)
- Fans & Blades are **UL Damp Location**

 **Lamp Included Incandescent**

Handheld Remote Control Included
RMT-AC-UNIVERSAL




DAMP Location

ENERGY INFORMATION at High Speed		
Airflow 5,877 Cubic Feet Per Minute	Electricity Use 69.8 Watts (Excludes Lights)	Airflow Efficiency 84.2 Cubic Feet Per Minute Per Watt
Compare: 49" to 60" ceiling fans have airflow efficiencies ranging from approximately 51 to 176 cubic feet per minute per watt at high speed.		

ALSACE





FAN NUMBER	26-9536-FD-196
MOTOR FINISH	Reclaimed Wood
BLADE FINISH	Chestnut
FAN LIGHT	Integrated
GLASS	White Etched
DOWNROD FINISH	196

COMPATIBLE REMOTE CONTROLS: RMT005

- Motor Size 120 x 20
- 26" Blade Span
- 13.5° Blade Pitch
- 3-Speed Reversible Motor
- Additional Downrod Lengths Sold Separately
- 1-75W Halogen Mini-Can Bulb Included
- Not Hugger Kit Adaptable
- Handheld Remote Control Included (RMT007)
- Fan & Blades are **UL Damp Location**


Lamp Included
Halogen 

Handheld Remote Control
Included
RMT007 


**DAMP
Location**

ENERGY INFORMATION at High Speed		
Airflow	Electricity Use	Airflow Efficiency
2,374 Cubic Feet Per Minute	37 Watts (Excludes Lights)	64 Cubic Feet Per Minute Per Watt
<small>Compare: 36" to 48" ceiling fans have airflow efficiencies ranging from approximately 71 to 86 cubic feet per minute per watt at high speed.</small>		

ALSACE





FAN D'LIERS™



FAN NUMBER	22-9547-FD-196
MOTOR FINISH	Reclaimed Wood
BLADE FINISH	Chestnut
FAN LIGHT	Integrated
GLASS	White Etched
DOWNROD FINISH	196

COMPATIBLE REMOTE CONTROLS: RMT-AC-UNIVERSAL

- Motor Size 120 x 20
- 22" Blade Span
- 18° Blade Pitch
- 3-Speed Reversible Motor
- Additional Downrod Lengths Sold Separately
- 15W LED Dimmable (675 Lumens, 3000K, 90 CRI)
- Not Hugger Kit Adaptable
- Handheld Remote Control Included (RMT-AC-UNIVERSAL)
- Fan & Blades are **UL Damp Location**



Handheld Remote Control
Included
RMT-AC-UNIVERSAL



ENERGY INFORMATION at High Speed		
Airflow 1,923 Cubic Feet Per Minute	Electricity Use 396 Watts (Excludes Lights)	Airflow Efficiency 48.56 Cubic Feet Per Minute Per Watt
<small>Compare: 36" to 48" ceiling fans have airflow efficiencies ranging from approximately 71 to 86 cubic feet per minute per watt at high speed.</small>		

ALSACE II





FAN NUMBER	56-5075-5GWO-130	56-5075-5WA-13	56-5075-5CN-11
MOTOR FINISH	Aged Pewter	English Bronze	Polished Chrome
BLADE FINISH	Grey Weathered Oak	Walnut	Chestnut
FAN LIGHT	Integrated	Integrated	Integrated
GLASS	White Etched	White Etched	White Etched
DOWNROD FINISH	130	13	11

COMPATIBLE REMOTE CONTROLS: RMT-DC-UNIVERSAL

- Motor Size DC-125S
- 56" Blade Span
- 13° Blade Pitch
- 6-Speed Reversible Motor
- Additional Downrod Lengths Sold Separately
- Blades & Integrated Fan Light Included
- 18W LED Dimmable (1400 Lumens, 3000K, 90 CRI)
- Not Hugger Kit Adaptable
- Handheld Remote Control Included (RMT-DC-UNIVERSAL)
- Fan & Blades are **ETL Damp Location**



Handheld Remote Control
Included
RMT-DC-UNIVERSAL



ENERGY INFORMATION at High Speed		
Airflow Cubic Feet Per Minute	Electricity Use 31.86 Watts (Excludes Lights)	Airflow Efficiency 189.30 Cubic Feet Per Minute Per Watt
Compare: 49" to 60" ceiling fans have airflow efficiencies ranging from approximately 51 to 176 cubic feet per minute per watt at high speed.		

BUCKENHAM





FAN NUMBER	62-5085-3WA-13	62-5085-3CN-109	62-5085-3SV-SN
MOTOR FINISH	English Bronze	Polished Nickel	Satin Nickel
BLADE FINISH	Walnut	Chestnut	Silver
FAN LIGHT	Optional	Optional	Optional
DOWNROD FINISH	13	109	SN

COMPATIBLE REMOTE CONTROLS: RMT001, WLC300

COMPATIBLE FAN LIGHTS: FLG-102 Series, FLG-103 Series, FLG-104 Series, FLG-105 Series, FLG-106 Series, FLC418 Series, FLGC850 Series, FLGC1100 Series

- Motor Size 188 x 25
- 62" Blade Span
- 14° Blade Pitch
- 3-Speed Pull-Chain Reversible Motor
- Additional Downrod Lengths Sold Separately
- Optional Fan Light Sold Separately
- Not Hugger Kit Adaptable
- Fan & Blades are **UL Damp Location**



ENERGY INFORMATION at High Speed		
Airflow 6,267 Cubic Feet Per Minute	Electricity Use 86.26 Watts (Excludes Lights)	Airflow Efficiency 72.60 Cubic Feet Per Minute Per Watt
Compare: 49" to 60" ceiling fans have airflow efficiencies ranging from approximately 51 to 176 cubic feet per minute per watt at high speed.		

MONFORT





FAN NUMBER	54-6000-5RW-196	54-6000-5DW-109
MOTOR FINISH	Reclaimed Wood	Polished Nickel
BLADE FINISH	Reclaimed Wood	Dark Wood
FAN LIGHT	Integrated	Integrated
GLASS	White Etched	White Etched
DOWNROD FINISH	196	109

COMPATIBLE REMOTE CONTROLS: RMT006

- Motor Size 172 x 20
- 54" Blade Span
- 13° Blade Pitch
- Additional Downrod Lengths Sold Separately
- Blades & Integrated Fan Light Included
- 17W LED Dimmable (1350 Lumens, 3000K, 80 CRI)
- Not Hugger Kit Adaptable
- Handheld Remote Control Included (RMT-AC-UNIVERSAL)
- Fan & Blades are **UL Damp Location**



Handheld Remote Control
Included
RMT-AC-UNIVERSAL



ENERGY INFORMATION at High Speed		
Airflow 4,800 Cubic Feet Per Minute	Electricity Use 700 Watts (Excludes Lights)	Airflow Efficiency 68.57 Cubic Feet Per Minute Per Watt
Compare: 49" to 60" ceiling fans have airflow efficiencies ranging from approximately 51 to 176 cubic feet per minute per watt at high speed.		

WINCHESTER






FAN NUMBER	52-624-5CN-13
MOTOR FINISH	English Bronze
BLADE FINISH	Chestnut
FAN LIGHT	Integrated
GLASS	Indian Cream Scavo
DOWNROD FINISH	13

COMPATIBLE REMOTE CONTROLS: RMT010, WLC500

- Motor Size 153 x 22
- 52" Blade Span
- 12° Blade Pitch
- 3-Speed Reversible Motor
- Additional Downrod Lengths Sold Separately
- All Weather Blades & Integrated Fan Light Included
- 13W CFL Bulb Included
- Not Hugger Kit Adaptable
- Handheld Remote Control Included (RMT010)
- Fans & Blades are **UL Damp Location**

Lamp Included
Fluorescent 

Handheld Remote Control
Included
RMT010 


**DAMP
Location**

ENERGY INFORMATION at High Speed		
Airflow 5,906 Cubic Feet Per Minute	Electricity Use 70.8 Watts (Excludes Lights)	Airflow Efficiency 83 Cubic Feet Per Minute Per Watt
Compare: 49" to 60" ceiling fans have airflow efficiencies ranging from approximately 51 to 176 cubic feet per minute per watt at high speed.		

HYANNIS





FAN NUMBER	52-135-5WA-13	52-135-5CN-SN
MOTOR FINISH	English Bronze	Satin Nickel
BLADE FINISH	Walnut	Chestnut
FAN LIGHT	Integrated	Integrated
GLASS	Clear Seeded	Clear Seeded
DOWNROD FINISH	13	SN

COMPATIBLE REMOTE CONTROLS: RMT007

- Motor Size 172 x 20
- 52" Blade Span
- 13.5" Blade Pitch
- 3-Speed Reversible Motor
- Additional Downrod Lengths Sold Separately
- All Weather Blades & Integrated Fan Light Included
- 3C 40W Bulbs Included
- Not Hugger Kit Adaptable
- Handheld Remote Control Included (RMT-AC-UNIVERSAL)
- Fans & Blades are UL Wet Location



Lamp Included
Incandescent

Handheld Remote Control
Included
RMT-AC-UNIVERSAL



WET
Location

ENERGY INFORMATION
at High Speed

Airflow 5,301 Cubic Feet Per Minute	Electricity Use 57.0 Watts (Excludes Lights)	Airflow Efficiency 92.99 Cubic Feet Per Minute Per Watt
--	---	--

Compare: 49" to 60" ceiling fans have airflow efficiencies ranging from approximately 31 to 176 cubic feet per minute per watt at high speed.



TRUDY





FAN D'LIERS™



FAN NUMBER	26-9472-FD-133
MOTOR FINISH	Sapele Finish
BLADE FINISH	Black
DOWNROD FINISH	FB

COMPATIBLE REMOTE CONTROL: RMT-AC-UNIVERSAL

- Motor Size 104 x 114
- 14" Blade Span
- 26"W x 9-1/4"H (Cage Only)
- 14° Blade Pitch
- 3-Speed Reversible Motor
- Additional Downrod Lengths Sold Separately
- ABS Blades & Integrated Fan Light Included
- 6W LED Dimmable (3000 Lumens, 2600K)
- Not Hugger Kit Adaptable
- Handheld Remote Control Included (RMT-AC-UNIVERSAL)
- Fan & Blades are **UL Damp Location**



Handheld Remote Control
Included
RMT-AC-UNIVERSAL




ENERGY INFORMATION at High Speed		
Airflow 2,394 Cubic Feet Per Minute	Electricity Use 38.5 Watts (Excludes Lights)	Airflow Efficiency 62.18 Cubic Feet Per Minute Per Watt
*Compare: 36" to 48" ceiling fans have airflow efficiencies ranging from approximately 71 to 86 cubic feet per minute per watt at high speed.		



KONA





FAN D'LIERS™



FAN NUMBER	29-FD-122-SN	29-FD-122-44	29-FD-122-322
MOTOR FINISH	Satin Nickel	Classic Bronze	Warm Brass
BLADE FINISH	Silver	Black	Gold
FAN LIGHT	Integrated	Integrated	Integrated
GLASS	White Etched	White Etched	White Etched
DOWNROD FINISH	SN	13	322

COMPATIBLE REMOTE CONTROLS: RMT-AC-UNIVERSAL

- Motor Size 105 x 113
- 14" Blade Span
- 13° Blade Pitch
- Additional Downrod Lengths Sold Separately
- 10W LED Dimmable (800 Lumens, 3000K)
- ABS Fan Blades Included
- Not Hugger Kit Adaptable
- Handheld Remote Control Included (RMT-AC-UNIVERSAL)
- Fan & Blades are **UL Damp Location**



Handheld Remote Control
Included
RMT-AC-UNIVERSAL



ENERGY INFORMATION at High Speed		
Airflow Cubic Feet Per Minute	Electricity Use Watts (Excludes Lights)	Airflow Efficiency Cubic Feet Per Minute Per Watt
1,471	37.43	39.31
Compare: 36" to 48" ceiling fans have airflow efficiencies ranging from approximately 71 to 86 cubic feet per minute per watt at high speed.		

WETHERBY





FAN NUMBER	28-336-FD-13
MOTOR FINISH	English Bronze
BLADE FINISH	English Bronze
DOWNROD FINISH	13

COMPATIBLE REMOTE CONTROL: RMT003

- Motor Size 153 x 15
- 28" Blade Span
- 16.5° Blade Pitch
- 3-Speed Reversible Motor
- Additional Downrod Lengths Sold Separately
- Not Light Kit Adaptable
- Not Hugger Kit Adaptable
- Handheld Remote Control Included (RMT-AC-UNIVERSAL)
- Fan & Blades are **UL Damp Location**

Handheld Remote Control
Included
RMT-AC-UNIVERSAL



ENERGY INFORMATION at High Speed		
Airflow 2,129 Cubic Feet Per Minute	Electricity Use 41.2 Watts (Excludes Lights)	Airflow Efficiency 51.68 Cubic Feet Per Minute Per Watt
<small>Compare: 36" to 48" ceiling fans have airflow efficiencies ranging from approximately 71 to 86 cubic feet per minute per watt at high speed.</small>		

SENEGAL





FAN NUMBER	50-950-CA-13	50-950-CA-SN
MOTOR FINISH	English Bronze	Satin Nickel
BLADE FINISH	Solid Wood / Beechwood	Silver
FAN LIGHT	Integrated / Cover	Integrated / Cover
GLASS	White Opal	Opal Etched
DOWNROD FINISH	CA-13	CA-SN

COMPATIBLE REMOTE CONTROLS: RMT011

- Motor Size 74 x 16 x 51
- 50" Span (2 Heads - 16" Blade Span each)
- 17.7" Protective Steel Cage
- 14.75" Height
- Fully Adjustable Heads (40°-Up, 40°-Down)
- 3-Speed Reversible Motor
- Additional Downrod Lengths (CA-13) Sold Separately
- Fan Light 1-75W Halogen Mini-Can Bulb Included
- Decorative Cover For Non-Light Use Included
- Not Slope Kit Adaptable
- Handheld Remote Control Included (RMT-AC-UNIVERSAL)
- Fan & Blades are **UL Damp Location**

Lamp Included
Halogen 

Handheld Remote Control
Included
RMT-AC-UNIVERSAL 


**DAMP
Location**

ENERGY INFORMATION at High Speed		
Airflow 4,060 Cubic Feet Per Minute	Electricity Use 83.7 Watts (Excludes Lights)	Airflow Efficiency 49.0 Cubic Feet Per Minute Per Watt
Compare: 49" to 60" ceiling fans have airflow efficiencies ranging from approximately 51 to 176 cubic feet per minute per watt at high speed.		

CIRCULAIRE





FAN NUMBER	38-951-CA-13
MOTOR FINISH	English Bronze
BLADE FINISH	Solid Wood / Beechwood
DOWNROD FINISH	CA-13
COMPATIBLE REMOTE CONTROLS: RMT013	

- Motor Size 74AL x 16-C
- 38" Span (3 Heads)
- 13" Protective Steel Cage
- 17.55" Height
- Fully Adjustable Heads (20°-Up, 20°-Down, 40°-Left, 40°-Right)

- 3-Speed Reversible Motor
- Additional Downrod Lengths (CA-13) Sold Separately
- Handheld Remote Control Included (RMT013)
- Fan & Blades are **UL Damp Location**

Handheld Remote Control
Included
RMT013




ENERGY INFORMATION at High Speed		
Airflow 3,083 Cubic Feet Per Minute	Electricity Use 81.3 Watts (Excludes Lights)	Airflow Efficiency 37.92 Cubic Feet Per Minute Per Watt
Compare: 49" to 60" ceiling fans have airflow efficiencies ranging from approximately 51 to 176 cubic feet per minute per watt at high speed.		

CIRCULAIRE III



SKYY





FAN NUMBER	12-WF-SN	12-WF-13
MOTOR FINISH	Satin Nickel	English Bronze
BLADE FINISH	Solid Wood / Silver	Solid Wood / Beechwood

- Motor Size 75AL x 16-A
- 40° Adjustable Head Pitch (20° Up/20° Down)
- 120° Oscillation (60° Right/60° Left)
- 12" Solid Steel Protective Cage
- Hardwired Includes 6' Cord & Plug
- Wall Mount System Included
- Fans & Blades are **ETL Damp Location**
- Can Be Mounted in Inverted Position



ENERGY INFORMATION at High Speed		
Airflow 964 Cubic Feet Per Minute	Electricity Use 31.5 Watts (Excludes Lights)	Airflow Efficiency 30.6 Cubic Feet Per Minute Per Watt
Compare: 49" to 60" ceiling fans have airflow efficiencies ranging from approximately 31 to 176 cubic feet per minute per watt at high speed.		

SKYY II



FAN NUMBER	16-WF-SN	16-WF-13
MOTOR FINISH	Satin Nickel	English Bronze
BLADE FINISH	Solid Wood / Silver	Solid Wood / Beechwood

COMPATIBLE REMOTE CONTROL: RMT013

- Motor Size 74AL x 16-B
- 40° Adjustable Head Pitch (20° Up/20° Down)
- 60° Oscillation (30° Right/30° Left)
- 16" Solid Steel Protective Cage
- Hardwired Includes 6' Cord & Plug
- Fans & Blades are **ETL Damp Location**
- Can Be Mounted in Inverted Position
- Handheld Remote Control Included (RMT013)

Handheld Remote Control
Included
RMT013



ENERGY INFORMATION at High Speed		
Airflow 1,698 Cubic Feet Per Minute	Electricity Use 42.6 Watts (Excludes Lights)	Airflow Efficiency 40 Cubic Feet Per Minute Per Watt
Compare: 36" to 48" ceiling fans have airflow efficiencies ranging from approximately 71 to 86 cubic feet per minute per watt at high speed.		



FAN NUMBER	72-5045-813-13	72-5045-8SV-SN	72-5045-8GR-GR
MOTOR FINISH	English Bronze	Silver	Grey Wood
BLADE FINISH	English Bronze	Silver	Grey Wood
FAN LIGHT	Integrated	Integrated	Integrated
GLASS	White Frosted	White Frosted	White Frosted
DOWNROD FINISH	13	SN	GR

COMPATIBLE REMOTE CONTROLS: RMT-DC-UNIVERSAL

- Motor Size DC-165L
- 72" Blade Span
- 13° Blade Pitch
- 6-Speed Reversible Motor
- Additional Downrod Lengths Sold Separately
- ABS Blades & Integrated Fan Light Included
- 16W LED Dimmable (1350 Lumens, 2900K)
- Not Hugger Kit Adaptable
- Handheld Remote Control Included (RMT-DC-UNIVERSAL)
- Fan & Blades are **UL Wet Location**




Handheld Remote Control
Included
RMT-DC-UNIVERSAL



ENERGY INFORMATION at High Speed		
Airflow 9,100 Cubic Feet Per Minute	Electricity Use 32.0 Watts (Excludes Lights)	Airflow Efficiency 284.00 Cubic Feet Per Minute Per Watt
Compare: 49" to 60" ceiling fans have airflow efficiencies ranging from approximately 51 to 176 cubic feet per minute per watt at high speed.		

BLUFFTON





FAN NUMBER	60-820-6SV-SN	60-820-613-13
MOTOR FINISH	Satin Nickel	English Bronze
BLADE FINISH	Silver	English Bronze
FAN LIGHT	Integrated / Cover	Integrated / Cover
GLASS	White Etched	White Etched
DOWNROD FINISH	SN	13

COMPATIBLE REMOTE CONTROLS: RMT007, WLC300, WLC700

- Motor Size 212 x 25
- 60" Blade Span
- 14° Blade Pitch
- 3-Speed Reversible Motor
- Additional Downrod Lengths Sold Separately
- Blades & Integrated Fan Light Included
- 1-100W Halogen Mini Can Bulb Included
- Not Hugger Kit Adaptable
- Handheld Remote Control Included (RMT-AC-UNIVERSAL)
- Decorative Cover For Non-Light Use Included
- Fan & Blades Are **UL Damp Located**

Lamp Included
Halogen 

Handheld Remote Control
Included
RMT-AC-UNIVERSAL 


**DAMP
Location**

ENERGY INFORMATION at High Speed		
Airflow 8,319 Cubic Feet Per Minute	Electricity Use 86.40 Watts (Excludes Lights)	Airflow Efficiency 96.30 Cubic Feet Per Minute Per Watt
Compare: 49" to 60" ceiling fans have airflow efficiencies ranging from approximately 51 to 176 cubic feet per minute per watt at high speed.		

VELOCITY





FAN NUMBER	52-004-5CN-13
MOTOR FINISH	English Bronze
BLADE FINISH	Chestnut
FAN LIGHT	Optional
DOWNROD FINISH	13

COMPATIBLE REMOTE CONTROLS: RMT007, WLC500, WLC600

COMPATIBLE DAMP RATED FAN LIGHTS: FLC524, FLGC-1100

- Motor Size 172 x 17
- 52" Blade Span
- 14° Blade Pitch
- 3-Speed Pull-Chain Reversible Motor
- All Weather Blades Included

- Fan Light Sold Separately
- Fan & Blades are **UL Wet Location**



**WET
Location**

ENERGY INFORMATION at High Speed		
Airflow 4,667 Cubic Feet Per Minute	Electricity Use 55 Watts (Excludes Lights)	Airflow Efficiency 85 Cubic Feet Per Minute Per Watt
Compare: 49" to 60" ceiling fans have airflow efficiencies ranging from approximately 51 to 176 cubic feet per minute per watt at high speed.		

CAPRI



DAMP FAN LIGHT CHOICES Pg 169.



FAN NUMBER	52-110-545-45
MOTOR FINISH	Aged Wood
BLADE FINISH	Aged Wood
OPTIONAL FAN LIGHT	FLG-110-45
DOWNROD FINISH	45

COMPATIBLE REMOTE CONTROLS: RMT007, WLC500, WLC600

- Motor Size 172 x 17
- 52" Blade Span
- 14° Blade Pitch
- 3-Speed Pull-Chain Reversible Motor

- Fan Lights & Additional Downrods Lengths Sold Separately
- Not Hugger Kit Adaptable
- All Weather Blades Included
- Fan, Fan Light & Blades are **UL Wet Location**



FLG-110-45
OPTIONAL FAN LIGHT



WET
Location

ENERGY INFORMATION at High Speed		
Airflow	Electricity Use	Airflow Efficiency
5,304 Cubic Feet Per Minute	68 Watts (Excludes Lights)	78 Cubic Feet Per Minute Per Watt
<small>Compare: 49" to 60" ceiling fans have airflow efficiencies ranging from approximately 51 to 176 cubic feet per minute per watt at high speed. Money-Saving Tip: Turn off fan when leaving room.</small>		

DANVILLE



* PICTURED WITH FLG-110-45 (OPTIONAL FAN LIGHT)

FAN LIGHT CHOICES Pg 158-169.



FAN NUMBER	52-5095-5RV-WH	52-5095-545-45	52-5095-5RV-13
MOTOR FINISH	White	Aged Wood	English Bronze
BLADE FINISH	White / Grey Weathered Oak	Aged Wood	Walnut / Chestnut
FAN LIGHT	Optional	Optional	Optional
DOWNROD FINISH	WH	45	13

COMPATIBLE REMOTE CONTROLS: RMT001, WLC300

COMPATIBLE FAN LIGHTS: FLG-102 Series, FLG-103 Series, FLG-104 Series, FLG-105 Series, FLG-106 Series, FLC418 Series, FLGC850 Series, FLGC1100 Series

- Motor Size 172 x 17
- 52" Blade Span
- 13° Blade Pitch
- 3-Speed Pull-Chain Reversible Motor
- Additional Downrod Lengths Sold Separately
- Reversible Fan Blades Included
- Optional Fan Light Sold Separately
- Dual Mounting System Included (Downrod & Hugger)




ENERGY INFORMATION at High Speed		
Airflow 4,883 Cubic Feet Per Minute	Electricity Use 68.7 Watts (Excludes Lights)	Airflow Efficiency 71.08 Cubic Feet Per Minute Per Watt
Compare: 49" to 60" ceiling fans have airflow efficiencies ranging from approximately 51 to 176 cubic feet per minute per watt at high speed.		

KENTWOOD



DAMP FAN LIGHT CHOICES Pg 169.



FAN NUMBER	52-5095-5RV-SN	52-5095-5RV-109
MOTOR FINISH	Satin Nickel	Polished Nickel
BLADE FINISH	Silver / Grey Weathered Oak	Chestnut / Silver
FAN LIGHT	Optional	Optional
DOWNROD FINISH	SN	109

COMPATIBLE REMOTE CONTROLS: RMT001, WLC300

COMPATIBLE FAN LIGHTS: FLG-102 Series, FLG-103 Series, FLG-104 Series, FLG-105 Series, FLG-106 Series, FLC418 Series, FLGC850 Series, FLGC1100 Series

- Motor Size 172 x 17
- 52" Blade Span
- 13° Blade Pitch
- 3-Speed Pull-Chain Reversible Motor
- Additional Downrod Lengths Sold Separately
- Reversible Fan Blades Included
- Optional Fan Light Sold Separately
- Dual Mounting System Included (Downrod & Hugger)



ENERGY INFORMATION at High Speed		
Airflow 4,883 Cubic Feet Per Minute	Electricity Use 68.7 Watts (Excludes Lights)	Airflow Efficiency 71.08 Cubic Feet Per Minute Per Watt
Compare: 49" to 60" ceiling fans have airflow efficiencies ranging from approximately 51 to 176 cubic feet per minute per watt at high speed.		

KENTWOOD



DAMP FAN LIGHT CHOICES Pg 169.



FAN NUMBER	52-083-5RO-13
MOTOR FINISH	English Bronze
BLADE FINISH	Rosewood
FAN LIGHT	Optional
DOWNROD FINISH	13

COMPATIBLE REMOTE CONTROLS: RMT007, WLC500, WLC600

COMPATIBLE DAMP RATED FAN LIGHTS: FLC524, FLGC-1100

- Motor Size 172 x 17
- 52" Blade Span
- 14° Blade Pitch
- 3-Speed Pull-Chain Reversible Motor
- Additional Downrod Lengths Sold Separately
- All Weather Blades Included
- Fan Light Sold Separately
- Dual Mounting System Included (Downrod & Hugger)
- Fan & Blades are **UL Wet Location**



**WET
Location**

**ENERGY INFORMATION
at High Speed**

Airflow 4,860 Cubic Feet Per Minute	Electricity Use 67.6 Watts (Excludes Lights)	Airflow Efficiency 71 Cubic Feet Per Minute Per Watt
--	---	---

Compare: 49" to 60" ceiling fans have airflow efficiencies ranging from approximately 51 to 176 cubic feet per minute per watt at high speed.

Money-Saving Tip: Turn off fan when leaving room.



PORTICO



DAMP FAN LIGHT CHOICES Pg 169.



FAN NUMBER	52-SGO-5WA-13	52-SGO-5CN-FB
MOTOR FINISH	English Bronze	Flat Black
BLADE FINISH	Walnut	Chestnut
FAN LIGHT	Optional	Optional
DOWNROD FINISH	13	FB

COMPATIBLE REMOTE CONTROLS: RMT007, WLC500, WLC600

COMPATIBLE DAMP RATED FAN LIGHTS: FLC524, FLGC-1100

- Motor Size 153 x 15
- 52" Blade Span
- 12° Blade Pitch
- 3-Speed Pull-Chain Reversible Motor
- Additional Downrod Lengths Sold Separately
- All Weather Blades Included
- Fan Light Sold Separately
- Dual Mounting System Included (Downrod & Hugger)
- Fans & Blades are **UL Wet Location**



ENERGY INFORMATION at High Speed		
Airflow 5,701 Cubic Feet Per Minute	Electricity Use 67.2 Watts (Excludes Lights)	Airflow Efficiency 85 Cubic Feet Per Minute Per Watt
Compare: 49" to 60" ceiling fans have airflow efficiencies ranging from approximately 51 to 176 cubic feet per minute per watt at high speed.		

LANCER



DAMP FAN LIGHT CHOICES Pg 169.



FAN NUMBER	43-925-5WA-13
MOTOR FINISH	English Bronze
BLADE FINISH	Walnut
FAN LIGHT	Optional
DOWNROD FINISH	13

COMPATIBLE REMOTE CONTROL: RMT007, WLC500, WLC600

COMPATIBLE DAMP RATED FAN LIGHTS: FLC524, FLCG-1110-13

- Motor Size 153 x 13
- 43" Blade Span
- 12° Blade Pitch
- 3-Speed Pull-Chain Reversible Motor
- Additional Downrod Lengths Sold Separately
- All Weather Blades Included

- Fan Light Sold Separately
- Fan & Blades are **UL Wet Location**
- Dual Mounting System Included (Downrod & Hugger)



ENERGY INFORMATION at High Speed		
Airflow 4,375 Cubic Feet Per Minute	Electricity Use 57.1 Watts (Excludes Lights)	Airflow Efficiency 77 Cubic Feet Per Minute Per Watt
Compare: 49" to 60" ceiling fans have airflow efficiencies ranging from approximately 51 to 176 cubic feet per minute per watt at high speed.		
Money-Saving Tip: Turn off fan when leaving room.		

LANCER II



DAMP FAN LIGHT CHOICES Pg 169.



FAN NUMBER	52-EOF-5WA-13	52-EOF-5W-WH	52-EOF-5MB-FB
MOTOR FINISH	English Bronze	White	Flat Black
BLADE FINISH	Walnut	White	Matte Black
FAN LIGHT	Optional	Optional	Optional
DOWNROD FINISH	13	WH	FB

COMPATIBLE REMOTE CONTROLS: RMT007, WLC500, WLC600

COMPATIBLE DAMP RATED FAN LIGHTS: FL-524, FLGC-1100

- Motor Size 172 x 14
- 52" Blade Span
- 12° Blade Pitch
- 3-Speed Pull-Chain Reversible Motor
- Additional Downrod Lengths Sold Separately
- All Weather Blades Included
- Fan Light & Downrods Sold Separately
- Dual Mounting System Included (Downrod & Hugger)
- Fans & Blades are **UL Wet Location**



ENERGY INFORMATION at High Speed		
Airflow 5,110 Cubic Feet Per Minute	Electricity Use 67 Watts (Excludes Lights)	Airflow Efficiency 76 Cubic Feet Per Minute Per Watt
Compare: 49" to 60" ceiling fans have airflow efficiencies ranging from approximately 51 to 176 cubic feet per minute per watt at high speed.		

NOMAD



DAMP FAN LIGHT CHOICES Pg 169.





MAIN STREET

COLLECTIONS

Braddock	144
Builder Specialty	156
First Value	152
Kentwood	134
Mystique	138
Peachtree	142
Pine Harbor	150
Salon Wind Star	148
Sierra Madres	140
Wind Star	146



FAN NUMBER	52-5095-5RV-WH	52-5095-545-45	52-5095-5RV-13
MOTOR FINISH	White	Aged Wood	English Bronze
BLADE FINISH	White / Grey Weathered Oak	Aged Wood	Walnut / Chestnut
FAN LIGHT	Optional	Optional	Optional
DOWNROD FINISH	WH	45	13

COMPATIBLE REMOTE CONTROLS: RMT001, WLC300

COMPATIBLE FAN LIGHTS: FLG-102 Series, FLG-103 Series, FLG-104 Series, FLG-105 Series, FLG-106 Series, FLC418 Series, FLGC850 Series, FLGC1100 Series

- Motor Size 172 x 17
- 52" Span
- 13° Blade Pitch
- 3-Speed Pull-Chain Reversible Motor
- Additional Downrod Lengths Sold Separately
- Reversible Fan Blades Included
- Optional Fan Light Sold Separately
- Dual Mounting System Included (Downrod & Hugger)




ENERGY INFORMATION at High Speed		
Airflow 4,883 Cubic Feet Per Minute	Electricity Use 68.7 Watts (Excludes Lights)	Airflow Efficiency 71.08 Cubic Feet Per Minute Per Watt
Compare: 49" to 60" ceiling fans have airflow efficiencies ranging from approximately 51 to 176 cubic feet per minute per watt at high speed.		

KENTWOOD



DAMP FAN LIGHT CHOICES Pg 169.



FAN NUMBER	52-5095-5RV-SN	52-5095-5RV-109
MOTOR FINISH	Satin Nickel	Polished Nickel
BLADE FINISH	Silver / Grey Weathered Oak	Chestnut / Silver
FAN LIGHT	Optional	Optional
DOWNROD FINISH	SN	109

COMPATIBLE REMOTE CONTROLS: RMT001, WLC300

COMPATIBLE FAN LIGHTS: FLG-102 Series, FLG-103 Series, FLG-104 Series, FLG-105 Series, FLG-106 Series, FLC418 Series, FLGC850 Series, FLGC1100 Series

- Motor Size 172 x 17
- 52" Span
- 13° Blade Pitch
- 3-Speed Pull-Chain Reversible Motor
- Additional Downrod Lengths Sold Separately
- Reversible Fan Blades Included
- Optional Fan Light Sold Separately
- Dual Mounting System Included (Downrod & Hugger)



ENERGY INFORMATION at High Speed		
Airflow 4,883 Cubic Feet Per Minute	Electricity Use 68.7 Watts (Excludes Lights)	Airflow Efficiency 71.08 Cubic Feet Per Minute Per Watt
Compare: 49" to 60" ceiling fans have airflow efficiencies ranging from approximately 51 to 176 cubic feet per minute per watt at high speed.		

KENTWOOD



DAMP FAN LIGHT CHOICES Pg 169.



FAN NUMBER	52-831-5RV-109
MOTOR FINISH	Polished Nickel
BLADE FINISH	Chestnut / Teak
FAN LIGHT	Integrated / Cover
GLASS	White Frosted
DOWNROD FINISH	109

COMPATIBLE REMOTE CONTROLS: RMT001, WLC300, WLC500, WLC600


- Motor Size 153 x 17
- 52" Blade Span
- 12° Blade Pitch
- 3-Speed Pull-Chain Reversible Motor
- Additional Downrod Lengths Sold Separately
- Reversible Color Fan Blades & Integrated Fan Light Included
- 3C 60W Bulbs Included
- Dual Mounting System Included (Downrod & Huger)
- Cover for Non-Light Use Included




**Lamp Included
Incandescent**

ENERGY INFORMATION at High Speed		
Airflow 4,438 Cubic Feet Per Minute	Electricity Use 55 Watts (Excludes Lights)	Airflow Efficiency 80.69 Cubic Feet Per Minute Per Watt
Compare: 49" to 60" ceiling fans have airflow efficiencies ranging from approximately 5.1 to 17.6 cubic feet per minute per watt at high speed.		

MYSTIQUE



FAN NUMBER	52-831-5WH-WH	52-831-5RV-SN	52-831-5RV-13
MOTOR FINISH	White	Satin Nickel	English Bronze
BLADE FINISH	White	Chestnut / Silver	Chestnut / Teak
FAN LIGHT	Integrated / Cover	Integrated / Cover	Integrated / Cover
GLASS	White Frosted	White Frosted	White Frosted
DOWNROD FINISH	WH	SN	13
COMPATIBLE REMOTE CONTROLS: RMT001, WLC300, WLC500, WLC600			



FAN NUMBER	52-CDC-5RV-13	52-CDC-5RV-SN
MOTOR FINISH	English Bronze	Satin Nickel
BLADE FINISH	Walnut / Teak	White / Chestnut
FAN LIGHT	Integrated / Cover	Integrated / Cover
GLASS	Cream Frosted	White Frosted
DOWNROD FINISH	13	SN

COMPATIBLE REMOTE CONTROLS: RMT001, WLC300, WLC500, WLC600

- Motor Size 153 x 15
- 52" Blade Span
- 12° Blade Pitch
- 3-Speed Pull-Chain Reversible Motor
- Additional Downrod Lengths Sold Separately
- Reversible Color Fan Blades & Integrated Fan Light Included
- 2C 60W Bulbs Included
- Dual Mounting System Included (Downrod & Hugger)
- Decorative Cover For Non-Light Use Included

ENERGY INFORMATION at High Speed		
Airflow 5,069.84 Cubic Feet Per Minute	Electricity Use 86.52 Watts (Excludes Lights)	Airflow Efficiency 58.60 Cubic Feet Per Minute Per Watt
Compare: 49" to 60" ceiling fans have airflow efficiencies ranging from approximately 5.1 to 17.6 cubic feet per minute per watt at high speed.		
Money-Saving Tip: Turn off fan when leaving room.		



Lamp Included
Incandescent

SIERRA MADRES





FAN NUMBER	52P-614-5WA-187
MOTOR FINISH	Brushed Pewter
BLADE FINISH	Walnut
FAN LIGHT	Integrated / Cover
GLASS	White Marble
DOWNROD FINISH	187

COMPATIBLE REMOTE CONTROLS: RMT001, WLC300, WLC500, WLC600

- Motor Size 188 x 20
- 52" Blade Span
- 14° Blade Pitch
- 3-Speed Pull-Chain Reversible Motor
- Additional Downrod Lengths Sold Separately
- Blades & Integrated Fan Light Included
- 3C 60W (40W Bulbs Included)
- Dual Mounting System Included (Downrod & Hugger)
- Decorative Cover For Non-Light Use Included

ENERGY INFORMATION at High Speed		
Airflow 5,671.95 Cubic Feet Per Minute	Electricity Use 77.4 Watts (Excludes Lights)	Airflow Efficiency 73.28 Cubic Feet Per Minute Per Watt
Compare: 49" to 60" ceiling fans have airflow efficiencies ranging from approximately 51 to 176 cubic feet per minute per watt at high speed.		
Money-Saving Tip: Turn off fan when leaving room.		



Lamp Included
Incandescent

PEACHTREE





FAN NUMBER	52-100-5RV-187	52-100-5RV-213
MOTOR FINISH	Brushed Pewter	English Bronze w/ Gold
BLADE FINISH	Cherry / Chestnut	Cherry / Walnut
OPTIONAL FAN LIGHT	FLG-101-187	FLG-101-213
GLASS	Opal Frosted	Opal Frosted
DOWNROD FINISH	187	13

COMPATIBLE REMOTE CONTROLS: RMT001, WLC300, WLC500, WLC600

- Motor Size 172 x 14
- 52" Blade Span
- 12.5° Blade Pitch
- 3-Speed Pull-Chain Reversible Motor
- Additional Downrod Lengths Sold Separately
- Reversible Color Fan Blades Included
- Fan Light Sold Separately
- Dual Mounting System Included (Downrod & Hugger)



FLG-101-187
OPTIONAL FAN LIGHT




FLG-101-213
OPTIONAL FAN LIGHT

ENERGY INFORMATION at High Speed		
Airflow 4,917 Cubic Feet Per Minute	Electricity Use 59.6 Watts (Excludes Lights)	Airflow Efficiency 82.5 Cubic Feet Per Minute Per Watt
Compare: 49" to 60" ceiling fans have airflow efficiencies ranging from approximately 51 to 176 cubic feet per minute per watt at high speed.		

BRADDOCK





FAN NUMBER	52-830-5RV-187	52-830-5RV-129	52-830-545-45
MOTOR FINISH	Brushed Pewter	Espresso	Aged Wood
BLADE FINISH	Chestnut	Walnut	Aged Wood
OPTIONAL FAN LIGHT	FLG-1200-187	FLG-1200-129	FLG-1200-45
DOWNROD FINISH	187	129	45

COMPATIBLE REMOTE CONTROLS: RMT001, WLC300, WLC500, WLC600

- Motor Size 172 x 14
- 52" Blade Span
- 14° Blade Pitch
- 3-Speed Pull-Chain Reversible Motor
- Additional Downrod Lengths Sold Separately
- Fan Light Sold Separately
- Blades Included
- Dual Mounting System Included (Downrod & Hugger)



FLG-1200-187
OPTIONAL FAN LIGHT



FLG-1200-129
OPTIONAL FAN LIGHT



FLG-1200-45
OPTIONAL FAN LIGHT

ENERGY INFORMATION at High Speed		
Airflow 4,971 Cubic Feet Per Minute	Electricity Use 65.3 Watts (Excludes Lights)	Airflow Efficiency 76.1 Cubic Feet Per Minute Per Watt
Compare: 49" to 60" ceiling fans have airflow efficiencies ranging from approximately 51 to 176 cubic feet per minute per watt at high speed.		

WIND STAR



FAN LIGHT CHOICES Pg 158-169.



FAN NUMBER	68-227-5WA-129	68-227-5CN-187
MOTOR FINISH	Espresso	Brushed Pewter
BLADE FINISH	Walnut	Chestnut
OPTIONAL FAN LIGHT	FLG-1400-129	FLG-1400-187
DOWNROD FINISH	129	187

COMPATIBLE FAN LIGHTS: FLG-1400 Series

COMPATIBLE REMOTE CONTROLS: RMT001, WLC300, WLC500, WLC600

- Motor Size 212 x 25
- 68" Blade Span
- 14° Blade Pitch
- 3-Speed Pull-Chain Reversible Motor
- Additional Downrod Lengths Sold Separately
- Fan Light Sold Separately
- Blades Included



FLG-1400-129
OPTIONAL FAN LIGHT



FLG-1400-187
OPTIONAL FAN LIGHT

ENERGY INFORMATION at High Speed		
Airflow	Electricity Use	Airflow Efficiency
9,322 Cubic Feet Per Minute	106.2 Watts (Excludes Lights)	88 Cubic Feet Per Minute Per Watt

Compare: 49" to 60" ceiling fans have airflow efficiencies ranging from approximately 51 to 176 cubic feet per minute per watt at high speed.



SALON WIND STAR



* PICTURED WITH FLG-1400-129 (OPTIONAL FAN LIGHT)

FAN LIGHT CHOICES Pg 158-169.



FAN NUMBER	52-SGC-5RV-13	52-SGC-5RV-SN
MOTOR FINISH	English Bronze	Satin Nickel
BLADE FINISH	Walnut / Teak	Maple / Chestnut
FAN LIGHT	Optional	Optional
DOWNROD FINISH	13	SN

COMPATIBLE REMOTE CONTROLS: RMT001, WLC300, WLC500, WLC600

COMPATIBLE FAN LIGHTS: FLC418 Series, FLGC-1100 Series, FLGC-850 Series


- Motor Size 153 x 15
- 52" Blade Span
- 12° Blade Pitch
- 3-Speed Pull-Chain Reversible Motor
- Additional Downrod Lengths Sold Separately
- Fan Light Sold Separately
- Reversible Color Fan Blades Included
- Dual Mounting System Included (Downrod & Hugger)

ENERGY INFORMATION at High Speed		
Airflow 5,237 Cubic Feet Per Minute	Electricity Use 66.6 Watts (Excludes Light)	Airflow Efficiency 79 Cubic Feet Per Minute Per Watt
Compare: 49" to 60" ceiling fans have airflow efficiencies ranging from approximately 51 to 176 cubic feet per minute per watt at high speed.		

PINE HARBOR



FAN LIGHT CHOICES Pg 158-169.



FAN NUMBER	52-ECM-5RV-13	52-ECM-5RV-13WG	52-ECM-5RV-SN	52-ECM-5RV-WH
MOTOR FINISH	English Bronze	English Bronze	Satin Nickel	White
BLADE FINISH	Walnut / Teak	Walnut / Teak	Rosewood / Maple	White / Weathered Patina
FAN LIGHT	Integrated / Cover	Integrated / Cover	Integrated / Cover	Integrated / Cover
GLASS	Cream Opal	White	White Marble	White Marble
DOWNROD FINISH	13	13	SN	WH

COMPATIBLE REMOTE CONTROLS: RMT010, WLC500


- Motor Size 153 x 15
- 52" Blade Span
- 12° Blade Pitch
- 3-Speed Pull-Chain Reversible Motor
- Additional Downrod Lengths Sold Separately
- Reversible Color Fan Blades & Integrated Fan Light Included
- 2-9W LED Bulbs Included
- Decorative Cover For Non-Light Use Included
- Dual Mounting System Included (Downrod & Hugger)



ENERGY INFORMATION at High Speed		
Airflow 5,208 Cubic Feet Per Minute	Electricity Use 60 Watts (Excludes Lights)	Airflow Efficiency 86.81 Cubic Feet Per Minute Per Watt
Compare: 49" to 60" ceiling fans have airflow efficiencies ranging from approximately 51 to 176 cubic feet per minute per watt at high speed. Money-Saving Tip: Turn off fan when leaving room.		

FIRST VALUE





FAN NUMBER	52-EUP-5RV-13	52-EUP-5RV-13WG	52-EUP-5RV-SN	52-EUP-5RV-WH
MOTOR FINISH	English Bronze	English Bronze	Satin Nickel	White
BLADE FINISH	Walnut / Teak	Walnut / Teak	Rosewood / Maple	White / Weathered Patina
FAN LIGHT	Integrated / Cover	Integrated / Cover	Integrated / Cover	Integrated / Cover
GLASS	Cream Frosted	Satin White Frosted	Satin White Frosted	Satin White Frosted
DOWNROD FINISH	13	13	SN	WH

COMPATIBLE REMOTE CONTROLS: RMT010, WLC500

- Motor Size 153 x 12
- 52" Blade Span
- 12° Blade Pitch
- 3-Speed Pull-Chain Reversible Motor
- Additional Downrod Lengths Sold Separately

- Reversible Color Fan Blades & Integrated Fan Light Included
- 3-9W LED Bulbs Included
- Decorative Cover For Non-Light Use Included
- Dual Mounting System Included (Downrod & Hugger)



ENERGY INFORMATION at High Speed		
Airflow 4,331 Cubic Feet Per Minute	Electricity Use 58.8 Watts (Excludes Lights)	Airflow Efficiency 73.66 Cubic Feet Per Minute Per Watt
Compare: 49" to 60" ceiling fans have airflow efficiencies ranging from approximately 51 to 176 cubic feet per minute per watt at high speed. Money-Saving Tip: Turn off fan when leaving room.		

FIRST VALUE





FAN NUMBER	52-FAN-5WA-13	52-FAN-5CN-SN	52-FAN-5W-SN	52-FAN-5W-WH
MOTOR FINISH	English Bronze	Satin Nickel	Satin Nickel	White
BLADE FINISH	Walnut	Chestnut	White	White
FAN LIGHT	Optional	Optional	Optional	Optional
DOWNROD FINISH	13	SN	SN	WH

COMPATIBLE REMOTE CONTROLS: RMT001, WLC300, WLC500, WLC600

COMPATIBLE FAN LIGHTS: FLC418 Series, FLGC-1100 Series, FLGC-850 Series

- Motor Size 153 x 15
- 52" Blade Span
- 12° Blade Pitch
- 3-Speed Pull-Chain Reversible Motor
- Additional Downrod Lengths Sold Separately
- Fan Light Sold Separately
- Blades Included
- Dual Mounting System Included (Downrod & Hugger)



ENERGY INFORMATION at High Speed		
Airflow 5,274 Cubic Feet Per Minute	Electricity Use 69 Watts (Excludes Lights)	Airflow Efficiency 76.4 Cubic Feet Per Minute Per Watt
Compare: 49" to 60" ceiling fans have airflow efficiencies ranging from approximately 51 to 176 cubic feet per minute per watt at high speed.		

BUILDER SPECIALTY



FAN LIGHT CHOICES Pg 158-169.

FAN LIGHTS



A.
RATCLIFFE
FLG-104-13
LED Fan Light
English Bronze Finish
15-3/4"W x 5"H
6.5W LED Dimmable -
800 Lumens (*per bulb*),
2700 K, 80 CRI
LED Bulbs Included
Fan Sold Separately

B.
RATCLIFFE
FLG-104-SN
LED Fan Light
Satin Nickel Finish
15-3/4"W x 5"H
6.5W LED Dimmable -
800 Lumens (*per bulb*),
2700 K, 80 CRI
LED Bulbs Included
Fan Sold Separately

C.
RATCLIFFE
FLG-104-187
LED Fan Light
Brushed Pewter Finish
15-3/4"W x 5"H
6.5W LED Dimmable -
800 Lumens (*per bulb*),
2700 K, 80 CRI
LED Bulbs Included
Fan Sold Separately

FAN LIGHTS

LED



UNIVERSAL FAN / LIGHT
FAN SOLD SEPARATELY*



*A.



*B.



**C.

*PICTURED WITH KENTWOOD FAN, PAGE 134.

**PICTURED WITH WIND STAR FAN, PAGE 146.

FAN LIGHTS



LED

UNIVERSAL FAN / LIGHT
FAN SOLD SEPARATELY*



A.



B.

A.
HEATH
FLG-105-SN
LED Fan Light
Satin Nickel Finish
18-7/8"W x 8-1/4"H
6.5W LED Dimmable - 800
Lumens (per bulb), 2700 K,
80 CRI

LED Bulbs Included
Fan Sold Separately

B.
HEATH
FLG-105-13
LED Fan Light
English Bronze Finish
18-7/8"W x 8-1/4"H
6.5W LED Dimmable - 800
Lumens (per bulb), 2700 K,
80 CRI

LED Bulbs Included
Fan Sold Separately

*PICTURED WITH KENTWOOD FAN, PAGE 134.

FAN LIGHTS

LED

UNIVERSAL FAN / LIGHT
FAN SOLD SEPARATELY*



C.



D.

C.
MCCLEAN
FLG-102-13
LED Fan Light
English Bronze Finish
8-1/4"W X 8-1/2"H
6.5W LED Dimmable -
685 Lumens, 2700 K, 80 CRI
LED Bulb Included
Fan Sold Separately

D.
MCCLEAN
FLG-102-SN
Fan Light
Satin Nickel Finish
8-1/4"W X 8-1/2"H
6.5W LED Dimmable -
685 Lumens, 2700 K, 80 CRI
LED Bulb Included
Fan Sold Separately

*PICTURED WITH KENTWOOD FAN, PAGE 134.

FAN LIGHTS



LED

UNIVERSAL FAN / LIGHT
FAN SOLD SEPARATELY*



A.



B.

*PICTURED WITH KENTWOOD FAN, PAGE 134.

FAN LIGHTS



C.



D.



E.

A.
NORTH
FLG-103-13
Fan Light
English Bronze Finish
10"W x 10-1/2"H
6.5W LED Dimmable -
900 Lumens (per bulb),
2700 K, 80 CRI
LED Bulbs Included
Fan Sold Separately

B.
NORTH
FLG-103-WH
Fan Light
White Finish
10"W x 10-1/2"H
6.5W LED Dimmable -
900 Lumens (per bulb),
2700 K, 80 CRI
LED Bulbs Included
Fan Sold Separately

C.
NORTH
FLG-103-45
Fan Light
Aged Wood Finish
10"W x 10-1/2"H
6.5W LED Dimmable -
900 Lumens (per bulb),
2700 K, 80 CRI
LED Bulbs Included
Fan Sold Separately

D.
NORTH
FLG-103-SN
Fan Light
Satin Nickel Finish
10"W x 10-1/2"H
6.5W LED Dimmable -
900 Lumens (per bulb),
2700 K, 80 CRI
LED Bulbs Included
Fan Sold Separately

E.
NORTH
FLG-103-109
Fan Light
Polished Nickel Finish
10"W x 10-1/2"H
6.5W LED Dimmable -
900 Lumens (per bulb),
2700 K, 80 CRI
LED Bulbs Included
Fan Sold Separately

FAN LIGHTS



LED

UNIVERSAL FAN / LIGHT
FAN SOLD SEPARATELY*



***A.**

A.
LUCERNE
FLG-106-187
Fan Light
Brushed Pewter Finish
12"W x 4-1/2"H
6.5W LED Dimmable -
800 Lumens (per bulb), 2700 K, 80 CRI
LED Bulbs Included
Fan Sold Separately



***B.**

B.
LUCERNE
FLG-106-129
Fan Light
Espresso Finish
12"W x 4-1/2"H
6.5W LED Dimmable -
800 Lumens (per bulb), 2700 K, 80 CRI
LED Bulbs Included
Fan Sold Separately



***C.**

C.
LUCERNE
FLG-106-45
Fan Light
Aged Wood Finish
12"W x 4-1/2"H
6.5W LED Dimmable -
800 Lumens (per bulb), 2700 K, 80 CRI
LED Bulbs Included
Fan Sold Separately

FAN LIGHTS



D.
LUCERNE
FLG-106-13
Fan Light
English Bronze Finish
12"W x 4-1/2"H
6.5W LED Dimmable -
800 Lumens (*per bulb*),
2700 K, 80 CRI
LED Bulbs Included
Fan Sold Separately

****D.**



E.
LUCERNE
FLG-106-SN
Fan Light
Satin Nickel Finish
12"W x 4-1/2"H
6.5W LED Dimmable -
800 Lumens (*per bulb*),
2700 K, 80 CRI
LED Bulbs Included
Fan Sold Separately

****E.**



F.
LUCERNE
FLG-106-109
Fan Light
Polished Nickel Finish
12"W x 4-1/2"H
6.5W LED Dimmable -
800 Lumens (*per bulb*),
2700 K, 80 CRI
LED Bulbs Included
Fan Sold Separately

****F.**

*PICTURED WITH WIND STAR FAN, PAGE 146.

**PICTURED WITH KENTWOOD FAN, PAGE 134.



FAN LIGHTS



LED



**WET
Location**

A.

Indoor/Outdoor Fan Light **UL Wet Location**
**2E-9W LED Bulbs Included

A.
DANVILLE
FLG-110-45
Fan Light
UL Wet Location
Aged Wood Finish
2E-9W LED**
White Scavo Glass



B.


B.
INDIGO
FLGC-850-56
Fan Light
New Tortoise Shell Finish
3C 60W
Cream Carved
Marble Glass

FAN LIGHTS

ACCESSORIES



A.
FLG-1200-45
 Fan Light
 Aged Wood Finish
 2-50W Halogen
 Mini Cans Included
 White Frosted Glass



B.
FLG-1200-129
 Fan Light
 Espresso Finish
 2-50W Halogen
 Mini Cans Included
 Cream Frosted Glass



C.
FLG-1200-187
 Fan Light
 Brushed Pewter Finish
 2-50W Halogen
 Mini Cans Included
 White Frosted Glass



D.

E.

D.
FLG-1400-187
 Fan Light
 Brushed Pewter Finish
 2-50W Halogen
 Mini Cans Included
 White Frosted Glass

E.
FLG-1400-129
 Fan Light
 Espresso Finish
 2-50W Halogen
 Mini Cans Included
 Cream Frosted Glass

*Bulbs Included



F.

G.

H.

LED

**DAMP
 Location**

F.
FLGC-1110-13
 Fan Light
 English Bronze Finish
 8-1/4"W x 7"H
 1E-9W LED**
 White Opal Glass

G.
FLGC-1108-FB
 Fan Light
 Flat Black Finish
 8-1/4"W x 7"H
 1E-9W LED**
 White Opal Glass

H.
FLGC-249-SN
 Fan Light
 Satin Nickel Finish
 2C 60W
 White Etched Glass

Indoor/Outdoor Fan Light **UL Damp Location**
 **1E-9W LED Bulb Included

FAN LIGHTS

I.
FL524-WH
 Fan Light
 White Finish
 8-1/4"W x 7"H
 2E-9W LED**
 Satin White Glass



J.
FL524-FB
 Fan Light
 Flat Black Finish
 8-1/4"W x 7"H
 2E-9W LED**
 Satin White Glass



K.
FL524-13
 Fan Light
 English Bronze Finish
 8-1/4"W x 7"H
 2E-9W LED**
 Satin White Glass




Indoor/Outdoor Fan Light **UL Damp Location**
 **2E-9W LED Bulbs Included



L.

L.
FLC418-13
 Fan Light
 English Bronze Finish
 4C 40W

*Glass Sold Separately



M.

M.
FLC418-SN
 Fan Light
 Satin Nickel Finish
 4C 40W



N.

N.
FLG-101-213
 Fan Light
 English Bronze
 W/ Gold Finish
 8-1/4"W x 7"H
 4E-9W LED**
 Satin White Glass

**4E-9W LED Bulbs Included



O.

O.
FLG-101-187
 Fan Light
 Brushed Pewter Finish
 8-1/4"W x 7"H
 4E-9W LED**
 Satin White Glass



GL232
 2-1/8" x 4-7/8"W x 4-1/2"H
 White Ribbed Frost Glass



GL605
 2-1/8" x 4-7/8"W x 4-7/8"H
 White Marble Glass



GL764
 2-1/8" x 5-3/8"W x 4-3/4"H
 White Frost Glass



GL764-CM
 2-1/8" x 5-3/8"W x 4-3/4"H
 Cream Marble Glass



GL772
 2-1/8" x 5-1/2"W x 4-5/8"H
 White Marble Glass

CONTROLS



CONTROLS



RMT-AC-UNIVERSAL

FULL FUNCTION HANDHELD FAN/LIGHT CONTROL WITH INDEPENDENT LIGHT CONTROL

- Three Speed Fan Control
- Separate On/Off Button With Full Range Light Dimming
- Handheld Remote Operates On 3-volt Battery (Included)
- Up To A 40' Operating Distance
- Includes Wall Holster
- Transmitter Can Control Multiple Fans
- 1 Year Limited Warranty

RMT-DC-UNIVERSAL

FULL FUNCTION HANDHELD FAN/LIGHT CONTROL WITH INDEPENDENT LIGHT CONTROL

- Six Speed Fan Control
- Separate On/Off Button With Full Range Light Dimming
- Handheld Remote Operates On 3-volt Battery (Included)
- Up To A 40' Operating Distance
- Includes Wall Holster
- Transmitter Can Control Multiple Fans
- 1 Year Limited Warranty

RMT001

NON-REVERSE HANDHELD FAN/LIGHT CONTROL

- Three Speed Fan Control
- On/Off And Full Range Light Dimming
- Includes Handheld Remote And Canopy Mounted Receiver
- Handheld Remote Operates On 9-volt Battery (Included)
- Fan May Be Direct Wired Or Wired To A Standard Light Switch (no extra wiring needed)
- Up To A 40' Operating Distance
- Compatible For Use With WLC300
- Includes Wall Holster
- For Use With Most Ceiling Fans
- Transmitter Can Control Multiple Fans
- 1 Year Limited Warranty

CONTROLS



RMT005

NON-REVERSE HANDHELD FAN/LIGHT CONTROL WITH INDEPENDENT UP/DOWN LIGHT CONTROL

- Three Speed Fan Control
- Separate On/Off Button With Full Range Light Dimming For Both Up And Down Light
- Includes Handheld Remote and Canopy Mounted Receiver
- Handheld Remote Operates On 9-volt Battery (Included)
- Fan May Be Direct Wired Or Wired To A Standard Light Switch (no extra wiring needed)
- Up To A 40' Operating Distance
- Compatible For Use With WLC700
- For Use With Most Ceiling Fans (with built in motor housing lights)
- Transmitter Can Control Multiple Fans
- 1 Year Limited Warranty

RMT006

FULL FUNCTION HANDHELD FAN/LIGHT CONTROL WITH INDEPENDENT UP/DOWN LIGHT CONTROL

- Three Speed Fan Control
- Separate On/Off Button With Full Range Light Dimming For Both Up And Down Light
- Includes Handheld Remote And Canopy Mounted Receiver
- Handheld Remote Operates On 9-volt Battery (Included)
- Fan May Be Direct Wired Or Wired To A Standard Light Switch (no extra wiring needed)
- Up To A 40' Operating Distance
- Compatible For Use With WLC400
- For Use With Most Ceiling Fans (with built in motor housing lights)
- Transmitter Can Control Multiple Fans
- 1 Year Limited Warranty

RMT007

NON-REVERSE HANDHELD FAN/LIGHT CONTROL (WET LOCATION)

- Three Speed Fan Control
- On/Off and Full Range Light Dimming
- Includes Handheld Remote and Canopy Mounted Receiver
- Wet Location Rated Receiver For Use With Outdoor Fans
- Handheld Remote Operates On 9-volt Battery (Included)
- Fan May Be Direct Wired Or Wired To A Standard Light Switch (no extra wiring needed)
- Up To A 40' Operating Distance
- For Use With Most Ceiling Fans
- Transmitter Can Control Multiple Fans
- 1 Year Limited Warranty



CONTROLS



RMT010

NON-REVERSE HANDHELD FAN/LIGHT CONTROL

- Three Speed Fan Control
- Separate On/Off button For Light (Non Dimming)
- Includes Handheld Remote And Canopy Mounted Receiver
- Handheld Remote Operates On 9-volt Battery (Included)
- Up To A 40' Operating Distance
- Transmitter Can Control Multiple Fans
- 1 Year Limited Warranty

RMT011

NON-REVERSE HANDHELD FAN/LIGHT CONTROL FOR CIRCULAIRE

- Three Speed Fan Control
- Separate On/Off Button With Full Range Dimming
- Includes Handheld Remote And Canopy Mounted Receiver
- Handheld Remote Operates On 9-volt Battery (Included)
- Up To A 40' Operating Distance
- Transmitter Can Control Multiple Fans
- 1 Year Limited Warranty

RMT013

NON-REVERSE HANDHELD FAN CONTROL FOR CIRCULAIRE III

- Three Speed Fan Control
- On/Off button With 3-Hour Timer
- Handheld Remote Operates On 9-volt Battery (Included)
- Up To A 40' Operating Distance
- 1 Year Limited Warranty

CONTROLS



RMT014

FULL FUNCTION (REVERSIBLE) FAN/ LIGHT

- HANDHELD CONTROL FOR STARLING/WASP
- Six Speed Fan Control
- Separate On/Off With Button With Full Range Dimming
- Included Hand Hold Remote And Canopy Mounted Receiver
- Transmitter Can Control Multiple Fans
- Handheld Remote Operates On AAA Battery (Included)
- Up To A 40' Operating Distance
- 1 Year Limited Warranty

WLC300

NON-REVERSE FAN/LIGHT WALL MOUNTED CONTROL

- Three Speed Fan Control
- On/Off Button With Full Range Light Dimming
- Includes Wall Mounted Control And Canopy Mounted Receiver
- Operates In A Standard 2-wire Light Switch (no extra wiring needed)
- Compatible For Use With RMT001
- Face Plate Included (Ivory and White)
- For Use With Most Ceiling Fans
- Wall Unit Can Control Only One Fan
- 1 Year Limited Warranty

WLC400

FULL FUNCTION FAN/LIGHT WALL MOUNT CONTROL WITH INDEPENDENT UP/DOWN LIGHT CONTROL

- Three Speed Fan Control
- Separate On/Off Button With Full Range Light Dimming For Both Up And Down Light
- Includes Wall Mounted Control And Canopy Mounted Receiver
- Operates In A Standard 2-wire Light Switch (no extra wiring needed)
- Compatible For Use With RMT006
- Face Plate Included (Ivory and White)
- For Use With Most Ceiling Fans (with built in motor housing lights)
- Wall Unit Can Control Only One Fan
- 1 Year Limited Warranty

CONTROLS



WLC500

FOUR SPEED SLIDE FAN CONTROL

Installs In Standard 2-wire Wall Switch
Face Plate Included (Ivory and White)
For Use With Most Ceiling Fans
Wall Unit Can Control Only One Fan
1 Year Limited Warranty

WLC600

FAN/LIGHT DUAL SLIDE FAN CONTROL






















Four Speed Fan Control
Full Range Light Dimming
Installs In Standard 3-wire Single Box Wall Switch
Face Plate Included (Ivory and White)
For Use With Most Ceiling Fans
Wall Unit Can Control Only One Fan
1 Year Limited Warranty

WLC700

NON-REVERSE FAN/LIGHT WALL MOUNTED CONTROL WITH INDEPENDENT UP/DOWN LIGHT CONTROL

Three Speed Fan Control
Separate On/Off button with Full Range Light
Dimming for Both Up & Down Light
Includes Wall Mounted Control And Canopy
Mounted Receiver
Operates In A Standard 2-wire Light Switch
(no extra wiring needed)
Compatible For Use With RMT005
Face Plate Included (Ivory and White)
For Use With Most Ceiling Fans
Wall Unit Can Control Only One Fan
1 Year Limited Warranty

DOWN RODS

-  Polished Chrome
-  English Bronze
-  Burnished Russet
-  Byzantine Bronze
-  Walnut Patina
-  Aged Wood
-  New Tortoise Shell
-  Matte White
-  Polished Nickel
-  Espresso
-  Brushed Pewter
-  Reclaimed Wood
-  Aged Steel
-  Silver Dust
-  Warm Brass
-  Dark Metallic Bronze
-  Flat Black
-  Greywood
-  Satin Nickel
-  Old World Bronze
-  White

STANDARD DOWNRODS							
12"	18"	24"	36"	48"	60"	72"	
DR-12-11	DR-18-11	DR-24-11	DR-36-11	DR-48-11	DR-60-11	DR-72-11	
DR-12-13	DR-18-13	DR-24-13	DR-36-13	DR-48-13	DR-60-13	DR-72-13	
DR-12-21	DR-18-21	DR-24-21	DR-36-21	DR-48-21	DR-60-21	DR-72-21	
DR-12-35	DR-18-35	DR-24-35	DR-36-35	DR-48-35	DR-60-35	DR-72-35	
DR-12-40	DR-18-40	DR-24-40	DR-36-40	DR-48-40	DR-60-40	DR-72-40	
DR-12-45	DR-18-45	DR-24-45	DR-36-45	DR-48-45	DR-60-45	DR-72-45	
DR-12-56	DR-18-56	DR-24-56	DR-36-56	DR-48-56	DR-60-56	DR-72-56	
DR-12-80	DR-18-80	DR-24-80	DR-36-80	DR-48-80	DR-60-80	DR-72-80	
DR-12-109	DR-18-109	DR-24-109	DR-36-109	DR-48-109	DR-60-109	DR-72-109	
DR-12-129	DR-18-129	DR-24-129	DR-36-129	DR-48-129	DR-60-129	DR-72-129	
DR-12-187	DR-18-187	DR-24-187	DR-36-187	DR-48-187	DR-60-187	DR-72-187	
DR-12-196	DR-18-196	DR-24-196	DR-36-196	DR-48-196	DR-60-196	DR-72-196	
DR-12-242	DR-18-242	DR-24-242	DR-36-242	DR-48-242	DR-60-242	DR-72-242	
DR-12-272	DR-18-272	DR-24-272	DR-36-272	DR-48-272	DR-60-272	DR-72-272	
DR-12-322	DR-18-322	DR-24-322	DR-36-322	DR-48-322	DR-60-322	DR-72-322	
DR-12-DMB	DR-18-DMB	DR-24-DMB	DR-36-DMB	DR-48-DMB	DR-60-DMB	DR-72-DMB	
DR-12-FB	DR-18-FB	DR-24-FB	DR-36-FB	DR-48-FB	DR-60-FB	DR-72-FB	
DR-12-GR	DR-18-GR	DR-24-GR	DR-36-GR	DR-48-GR	DR-60-GR	DR-72-GR	
DR-12-SN	DR-18-SN	DR-24-SN	DR-36-SN	DR-48-SN	DR-60-SN	DR-72-SN	
DR-12-OWB	DR-18-OWB	DR-24-OWB	DR-36-OWB	DR-48-OWB	DR-60-OWB	DR-72-OWB	
DR-12-WH	DR-18-WH	DR-24-WH	DR-36-WH	DR-48-WH	DR-60-WH	DR-72-WH	

DOWN RODS / SLOPE KITS

CIRCULAIRE DOWNRODS						
72"	60"	48"	36"	24"	18"	12"
DR72CA-13	DR60CA-13	DR48CA-13	DR36CA-13	DR24CA-13	DR18CA-13	DR12CA-13
DR72CA-SN	DR60CA-SN	DR48CA-SN	DR36CA-SN	DR24CA-SN	DR18CA-SN	DR12CA-SN

English Bronze



Satin Nickel
















The Slope Ceiling adapter kit was developed to meet the needs in the industry for higher, more steeply angled vaulted ceilings (up to 45° angle).

Specify finish to match your needs.













52-SK (Add finish code)

52-SK-109	Polished Nickel	
52-SK-129	Espresso	
52-SK-13	English Bronze	
52-SK-196	Reclaimed Wood	
52-SK-35	Byzantine Bronze	
52-SK-40	Walnut Patina	
52-SK-45	Aged Wood	
52-SK-56	New Tortoise Shell	
52-SK-80	Matte White	
52-SK-FB	Flat Black	
69-52-SK-SN	Satin Nickel	
69-52-SK-WH	White	

FINISHES

	Finish SKU#	Description
	11	POLISHED CHROME
	13	ENGLISH BRONZE
	21	BURNISHED RUSSET
	35	BYZANTINE BRONZE
	40	WALNUT PATINA
	44	CLASSIC BRONZE
	45	AGED WOOD
	56	NEW TORTOISE SHELL
	80	MATTE WHITE
	109	POLISHED NICKEL
	129	ESPRESSO
	133	SAPELE
	187	BRUSHED PEWTER

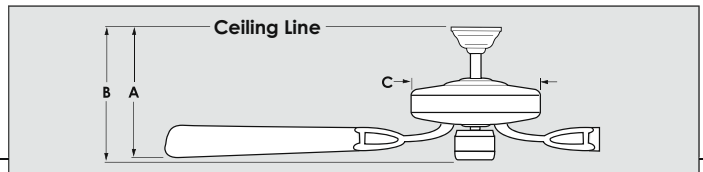
FINISHES

Description	Finish SKU#	
RECLAIMED WOOD	196	
AGED STEEL	242	
SILVER DUST	272	
WARM BRASS	322	
OLD BRONZE	323	
CHROME	CH	
DARK METALLIC BRONZE	DMB	
FLAT BLACK	FB	
GREYWOOD	GR	
SATIN NICKEL	SN	
SATIN NICKEL W/ BLACK	SNB	
WHITE	WH	

SPECIFICATIONS

Fan Series	Motor Size	MOTOR PERFORMANCE											
		Low				Medium				High			
		RPM	Watt	Amp	CFM**	RPM	Watt	Amp	CFM**	RPM	Watt	Amp	CFM**
Alsace	153x22	74	14.2	0.257	2166	116	32.7	0.393	3469	174	69.8	0.574	5877
Alsace Fan d'lier	120x20	286	15.9	0.204	1119	389	26.2	0.259	1732	473	37	0.305	2374
Alsace II Fan d'lier	120 x 20-2	256	17.2	0.284	873	366	28.1	0.332	1454	476	39.6	0.343	1923
Amherst	153x18	77	11.5	0.25	1893.53	125	23.2	0.32	2854.79	172	41.4	0.34	3936.47
Arena	104x114	800	26	0.228	1291	1000	32	0.241	1461	1250	38.5	0.255	2394
Bluffton	DC-165L	70	10	0.15	6100	85	16	0.23	7600	100	32	0.41	9100
Boreca	104x114	930	22.7	0.228	1291	1070	25.3	0.241	1461	1274	28.5	0.255	1580
Braddock	172x14	66	9.7	0.21	1867.83	120	29.4	0.36	3402.05	171	59.6	0.5	4916.8
Brisa	104x114	840	27.7	0.312	1583	1020	32.4	0.338	2137	1186	38.5	0.364	2394
Bristol	188x20	65	13.4	0.25	1815	107	33.3	0.401	3412	165	70.4	0.585	5339
Buckenham	DC-125S	50	1.88	0.04	1964	125	14.3	0.217	4750	160	31.86	0.43	6032
Builder Specialty	153x18	82	7.2	0.22	1258	129	28.1	0.34	3155	195	69	0.49	5274.85
Capri	172x17	67	12	0.21	1512	120	32	0.34	2784	161	55	0.45	4666.89
Circulaire	74x16-51	1100	70.8	0.588	2374	1350	77.4	0.642	3186	1520	85.2	0.73	3396
Circulaire III	75ALx16-C	1340	51	0.515	2325.6	1435	60	0.565	2784.9	1557	81.3	0.675	3082.9
Connell	188x22	53	13	0.32	1500	95	36	0.4	3100	146	66	0.62	5120
Danville	172x17	70	16	0.36	2448	111	35	0.49	3689	160	68	0.57	5304
Dayton	153x20	55	12	0.22	1480	105	22	0.35	2850	160	47	0.52	4680
Easton	104x114	840	27.7	0.312	1583	1020	32.4	0.338	2137	1186	38.5	0.364	2394
Etesian	104x114	840	27.7	0.312	1583	1020	32.4	0.338	2137	1186	38.5	0.364	2394
Fairfax	188x25	70	16	0.3	2000	120	40	0.5	3920	170	75	0.8	6000
First Value Bowl Light	153x15	60	7.1	0.181	1316	122	27.9	0.358	3017	180	60	0.526	5208.89
First Value Down Light	153x12	58	10	0.2	1807	105	29	0.35	3210	163	58.8	0.49	4331.14
Girard	153x18	66	9.7	0.21	1867.83	110	29.4	0.36	3002.05	160	59.6	0.5	4785.35
Hyannis	153x22	88	14.6	0.261	2089	136	32.8	0.393	3751	202	70.8	0.561	5906
Indigo	172x20	71	14.1	0.268	1898	114	34.1	0.423	3594	176	74	0.619	5200
Kentwood	172 x 17	69	13.1	0.26	1932.95	119	35.5	0.42	3370	168	68.7	0.58	4883
Kona	104x114	800	26	0.228	1291	1000	32	0.241	1461	1250	38.5	0.255	2394
La Salle	DC-165M	50	2	0.15	2300	110	11	0.45	5200	155	33	0.63	7100
Lancer	153x15	70	9.8	0.22	2135	126	28.1	0.38	3801	191	67.2	0.58	5701
Lancer II	153x13	100	11.2	0.211	1620	164	28.1	0.337	3059	230	57.1	0.472	4375
Levantara	104x114	840	27.7	0.312	1583	1020	32.4	0.338	2137	1186	38.5	0.364	2394
Monarch	172x20	76	14.4	0.272	1801	124	34.5	0.427	3616	188	75.5	0.61	6111
Monfort	188 x 25	70	18	0.34	2000	112	40	0.5	4200	165	86.26	0.75	6267
Montrose	120DCx15	74	3	0.058	2295.71	140	14.2	0.225	3826.3	174	26.5	0.394	5616.06
Mystique	153x17	68	12.6	0.3	1835	134	38	0.46	3847	176	55	0.55	4438
Nomad	172x14	65	8.5	0.18	1949	133	27	0.32	3956	184	67	0.42	5110.41
Peachtree	188x20	66	9.9	0.22	1720	119	31.2	0.39	3444	173	60.21	0.534	4913
Phoebe	188x22	63	14.8	0.27	2251.01	108	38.5	0.45	4030.47	155	73	0.61	5502.58
Pine Harbor	153x15	63	9.9	0.22	2151	111	28.4	0.38	3738	171	66.6	0.56	5237
Polaris	172x17	84	14	0.29	2316.25	134	28.2	0.38	3430.73	180	51.9	0.44	5089.27
Polaris Hugger	172x17	78	12	0.29	1775.17	118	28.3	0.38	2588.19	166	51.8	0.43	3787.22
Portico	172x17	64	10.8	0.225	1279	114	30.1	0.379	3051	183	67.6	0.564	4860
Seaside	90AL	679	8.7	0.195	1361	996	23.6	0.294	2145	1091	48	0.414	2373
Senegal	153x15	156	6	0.21	997.54	275	12.3	0.27	1439.65	382	41.2	0.35	2129.16
Sierra Madres	153x15	59	8.9	0.216	1490	107	27.5	0.381	3056	170	67	0.592	5115
Skyy	74x16	1307	23.2	0.196	830	1446	23.3	0.206	926	1596	26.1	0.228	1035
Skyy II	74x16	1100	35.4	0.294	1187	1350	37.7	0.321	1593	1500	42.6	0.365	1698
Taurus	104x114	930	22.7	0.228	1291	1070	25.3	0.241	1461	1274	28.5	0.255	1580
Trudy	172x20	76	11.3	0.23	2091.4	128	30	0.35	3527.3	182	57	0.58	5300.6
Velocity	212x25	50	25	0.4	2175	100	53	0.56	4352	140	77.8	0.74	6866.72
Vireo	104x114	800	26	0.228	1291	1000	32	0.241	1461	1250	38.5	0.255	2394
Wasp 3-Blade	120DCx15	78	2.7	0.054	1982.98	153	10.8	0.181	3891.28	200	27.1	0.404	6021.04
Wetherby	105 x 113	878	22.72	0.31	1017	926	29.39	0.34	1194.3	1297	37.43	0.34	1471.47
Winchester	172x20	55	15	0.32	1800	105	41	0.45	3850	140	70	0.65	4800
Wind Star 52"	172x14	65	12	0.22	1949	110	30	0.38	3756	155	65.3	0.53	4972
Wind Star 68"	212x25	31	11.6	0.298	2408	65	42.8	0.59	5615	108	106.2	0.926	9322

* If Fan Light included; measurement B is to bottom of Fan Light, otherwise to bottom of switch housing.
 ** Airflow is measured in cubic feet per minute (CFM).



SPECIFICATIONS

DIMENSION			Blade Span	Blade Pitch	Included Downrod Length	Safety Rating	Fan Light Adaptable	Remote Control Adaptable	*** Hugger Kit Adaptable	Limited Warranty	Page Number	Fan Series
A	B*	C										
9.87"	20.47"	12.01"	52"	12°	4.5"	UL_CUL	Integrated	Included	No	Lifetime	48	Alsace (52-840)
11.15"	16.15"	29.92"	26"	13.5°	4.5"	UL_CUL	Integrated	Included	No	Lifetime	50	Alsace (26-9536)
9.8"	13.32"	26"	22"	18°	4.5"	CETL	Integrated	Yes	No	Lifetime	88	Alsace (22-9547)
10"	13.5"	7"	52"	16°	4.5"	UL_CUL	Integrated	Included	No	Lifetime	22	Amherst (52-190)
28"	36"	18"	14"	14°	18"	UL	N/A	Included	No	Lifetime	64	Arena (17-339)
11.25"	14.5"	7.5"	72"	13°	4.5"	ETL	Integrated	Included	No	Lifetime	14	Bluffton (72-5045)
33"	38"	N/A	N/A	12°	18"	UL	Integrated	Included	No	Lifetime	74	Borea (32-326)
14"	16"	11"	52"	12.5°	6.5"	UL	Yes	Yes	Dual	Lifetime	144	Braddock (52-100)
34"	39"	N/A	N/A	14°	18"	UL	Integrated	Included	No	Lifetime	76	Brisa (35-328)
11.5"	19.5"	15"	52"	14°	7"	UL_CUL	Integrated	Included	No	Lifetime	38	Bristol (52-15)
12-3/4"	16"	6-1/8"	56"	13°	6"	UL	Integrated	Included	No	Lifetime	10	Buckenham (56-5075)
11.5"	13.5"	11.5"	52"	12°	4"	UL_CUL	Yes	Yes	Dual	Lifetime	156	Builder Specialty (52-FAN)
15"	16.7"	9.5"	52"	14°	6"	UL_CUL	Yes	Yes	No	Lifetime	116	Capri (52-004)
12.5"	15"	N/A	16"	20°	6"	ETL	Integrated	Included	No	Lifetime	52	Circulaire (50-950)
15.85"	17.55"	13"	38"	20°	4.5"	ETL	No	Included	No	Lifetime	54	Circulaire III (38-951)
12"	19.5"	20"	56"	13.5°	4.5"	UL_CUL	Integrated	Included	No	Lifetime	46	Connell (56-578)
16"	16.7"	13.4"	52"	14°	6"	UL_CUL	Integrated	Yes	No	Lifetime	118	Darville (52-110)
11.5"	14.5"	7"	52"	13.5°	4.5"	UL_CUL	Integrated	Included	No	Lifetime	28	Dayton (52-6110)
35.5"	40.5"	N/A	N/A	14°	18"	UL	Integrated	Included	No	Lifetime	80	Easton (30-331)
34.88"	39.88"	N/A	N/A	14°	18"	UL	Integrated	Included	No	Lifetime	78	Etesian (36-329)
12.5"	13"	13"	60"	14°	4.5"	UL	No	Included	No	Lifetime	24	Fairfax (60-5035)
10.9"	18.9"	11.1"	52"	12°	4.5"	UL	Integrated	Yes	Dual	Lifetime	152	First Value Bowl (52-ECM)
11"	18.1"	10.9"	52"	12°	4.5"	UL	Integrated	Yes	Dual	Lifetime	154	First Value Down Light (52-EUP)
13"	17"	9"	52"	13.5°	6.5"	UL	Yes	Included	No	Lifetime	34	Girard (52-120)
11.65"	17.68"	10.71"	52"	12°	4.5"	UL_CUL	Integrated	Included	No	Lifetime	96	Hyannis (52-624)
13"	20.5"	13"	52"	14°	4.5"	UL_CUL	Integrated	Yes	Dual	Lifetime	40	Indigo (52-850)
11-1/4"	13"	11-3/4"	52"	13°	4.5"	UL	Yes	Yes	No	Lifetime	120	Kentwood (52-5095)
26.5"	27.25"	26"	26"	14°	4, 18"	UL	Integrated	Included	No	Lifetime	58	Kona (26-9472)
11.5"	13.5"	7"	60"	14°	4.5"	UL_CUL	Integrated	Included	N/A	Lifetime	20	La Salle (60-5025)
11.2"	13.3"	11.5"	52"	12°	4.5"	UL_CUL	Yes	Yes	Dual	Lifetime	126	Lancer (52-SGO)
10.6"	13.7"	11.5"	43"	12°	4.5"	UL_CUL	Yes	Yes	Dual	Lifetime	128	Lancer II (43-925)
35.63"	40.63"	N/A	N/A	14°	18"	UL	Integrated	Included	No	Lifetime	72	Levantara (34-327)
14"	19.5"	14"	52"	14°	4.5"	UL_CUL	Included	Included	Yes	Lifetime	42	Monarch (52-810)
8"	12"	7-3/4"	62"	14°	4.5"	UL	Yes	Yes	No	Lifetime	18	Monfort (62-5085)
9.5"	11"	11.2"	54"	13.5°	4.5"	CETL	Integrated	Included	No	Lifetime	36	Montrose (54-5055)
13"	20.3"	13.1"	52"	12°	6"	UL_CUL	Integrated	Yes	Dual	Lifetime	138	Mystique (52-831)
12.6"	15"	10.9"	52"	12°	4.5"	UL_CUL	Yes	Yes	Dual	Lifetime	130	Nomad (52-Eof)
15.1"	23.7"	11.8"	52"	14°	4.5"	UL_CUL	Integrated	Yes	Dual	Lifetime	142	Peachtree (52P-614)
9"	16.5"	13"	56"	13.5°	6"	UL_CUL	Integrated	Included	No	Lifetime	44	Phoebe (56-180)
12.4"	14.3"	12.8"	52"	12°	4.5"	UL_CUL	Yes	Yes	Dual	Lifetime	150	Pine Harbor 52" (52-SGC)
12.4"	18.2"	8.88"	52"	14°	4.5"	UL_CUL	Integrated	Included	Dual	Lifetime	30	Polaris (52-417)
6.7"	12.2"	8.88"	52"	14°	N/A	UL_CUL	Integrated	Included	N/A	Lifetime	32	Polaris Hugger (52-417H)
14.5"	17"	10"	52"	14°	4.5"	UL_CUL	Yes	Yes	Dual	Lifetime	124	Portico (52-083)
14.4"	16.3"	18.5"	14"	21°	6"	UL_CUL	Integrated	Included	No	Lifetime	66	Seaside (14-325)
15"	17.5"	6.5"	28"	16.5°	4.5"	UL	N/A	Included	No	Lifetime	104	Senegal (28-336)
12.6"	17.8"	12.9"	52"	12°	4.5"	UL_CUL	Integrated	Yes	Dual	Lifetime	140	Sierra Madres (52-CDC)
N/A	N/A	N/A	12"	15°-22°	N/A	ETL	N/A	No	N/A	Lifetime	110	Sky (12-WF)
N/A	N/A	N/A	16"	40°-60°	N/A	ETL	N/A	Included	N/A	Lifetime	111	Sky II (16-WF)
28"	30"	30"	12"	20°	18"	UL	Integrated	Included	No	Lifetime	74	Taurus (30-333)
12"	23"	11"	52"	13.5°	6.5"	UL_CUL	Integrated	Included	No	Lifetime	98	Trudy (52-135)
10.23"	19.72"	13.93"	60"	14°	6"	UL_CUL	Integrated	Included	No	Lifetime	16	Velocity (60-820)
28"	30"	26"	26"	14°	4, 18"	UL	Integrated	Included	No	Lifetime	68	Vireo (26-335)
13"	15"	6.89"	52"	20°	4.5"	UL_CUL	Integrated	Included	No	Lifetime	26	Wasp (52-200-3)
25"	29-7/8"	26"	14"	13°	4, 18"	UL	Integrated	Included	No	Lifetime	62	Wetherby (29-FD-122)
9-3/4"	15-1/2"	10-1/4"	54"	13°	6"	UL	Integrated	Included	No	Lifetime	12	Winchester (54-6000)
11.2"	13.9"	10.67"	52"	14°	4.5"	UL_CUL	Yes	Yes	Dual	Lifetime	146	Wind Star 52" (52-830)
11.9"	14.6"	12.8"	68"	14°	4.5"	UL_CUL	Yes	Yes	No	Lifetime	148	Wind Star 68" Salon (68-227)

***Dual Mount includes downrod & convertible canopy for hugger style.

Down Rod Length	Std	12"	18"	24"	36"	48"	60"	72"
Ceiling Height	8'	9'	10'	11'	12'	13'	14'	15'

INDEX

12-WF-13	110	52-190-3WA-13.....	22
12-WF-SN	110	52-200-3SV-SNCH	26
14-325-FD-13.....	66	52-417-3SV-SN	30
14-325-FD-SN.....	66	52-417H-3SV-SN.....	32
16-WF-13	111	52-5095-545-45.....	120
16-WF-SN	111	52-5095-545-45.....	134
17-339-FD-11.....	64	52-5095-5RV-109.....	122
17-339-FD-322	64	52-5095-5RV-109.....	136
17-339-FD-44.....	64	52-5095-5RV-13.....	120
22-9547-FD-196.....	60	52-5095-5RV-13.....	134
22-9547-FD-196.....	88	52-5095-5RV-SN.....	122
26-335-FD-272	68	52-5095-5RV-SN.....	136
26-9472-FD-133.....	58	52-5095-5RV-WH	120
26-9472-FD-133.....	100	52-5095-5RV-WH	134
26-9536-FD-196.....	50	52-6110-4CN-SN.....	28
26-9536-FD-196.....	86	52-6110-4WH-WH	28
28-336-FD-13.....	104	52-624-5CN-13	96
29-FD-122-322	62	52-810-5WA-40.....	42
29-FD-122-322	102	52-830-545-45	146
29-FD-122-44.....	62	52-830-5RV-129.....	146
29-FD-122-44.....	102	52-830-5RV-187.....	146
29-FD-122-SN.....	62	52-831-5RV-109.....	138
29-FD-122-SN.....	102	52-831-5RV-13	139
30-331-FD-13.....	80	52-831-5RV-SN	139
30-333-FD-11.....	70	52-831-5WH-WH.....	139
32-326-FD-SN.....	74	52-840-5CN-196.....	48
34-327-FD-11.....	72	52-840-5CN-196.....	84
35-328-FD-13.....	76	52-850-5RV-56	40
36-329-FD-21.....	78	52-CDC-5RV-13.....	140
36-329-FD-SN.....	78	52-CDC-5RV-SN	140
38-951-CA-13	54	52-ECM-5RV-13.....	152
38-951-CA-13	108	52-ECM-5RV-13WG.....	152
43-925-5WA-13.....	128	52-ECM-5RV-SN.....	152
50-950-CA-13	52	52-ECM-5RV-WH.....	152
50-950-CA-13	106	52-EOF-5MB-FB	130
50-950-CA-SN.....	52	52-EOF-5W-WH	130
50-950-CA-SN.....	106	52-EOF-5WA-13.....	130
52-004-5CN-13	116	52-EUP-5RV-13.....	154
52-083-5RO-13.....	124	52-EUP-5RV-13WG.....	154
52-100-5RV-187.....	144	52-EUP-5RV-SN.....	154
52-100-5RV-213.....	144	52-EUP-5RV-WH	154
52-110-545-45	118	52-FAN-5CN-SN	156
52-120-5CN-SN	34	52-FAN-5W-SN.....	156
52-120-5WA-13.....	34	52-FAN-5W-WH	156
52-135-5CN-SN	98	52-FAN-5WA-13.....	156
52-135-5WA-13.....	98	52-SGC-5RV-13.....	150
52-15-545-45	38	52-SGC-5RV-SN.....	150
52-190-3CN-187.....	22	52-SGO-5CN-FB.....	126

INDEX

52-SCO-5WA-13.....	126	FLG-103-109.....	163
52P-614-5WA-187.....	142	FLG-103-13.....	163
54-5055-5RV-79.....	36	FLG-103-45.....	163
54-5055-5RV-SNCH.....	36	FLG-103-SN.....	163
54-6000-5DW-109.....	12	FLG-103-WH.....	163
54-6000-5DW-109.....	94	FLG-104-13.....	158
54-6000-5RW-196.....	12	FLG-104-13.....	159
54-6000-5RW-196.....	94	FLG-104-187.....	158
56-180-5CN-109.....	44	FLG-104-SN.....	158
56-5075-5CN-11.....	10	FLG-105-13.....	160
56-5075-5CN-11.....	90	FLG-105-SN.....	160
56-5075-5GWO-130.....	10	FLG-106-109.....	165
56-5075-5GWO-130.....	90	FLG-106-129.....	164
56-5075-5WA-13.....	10	FLG-106-13.....	165
56-5075-5WA-13.....	90	FLG-106-187.....	164
56-578-5WA-13.....	46	FLG-106-45.....	164
60-5025-313-13.....	20	FLG-106-SN.....	165
60-5025-3KO-SN.....	20	FLG-110-45.....	167
60-5025-3SV-SN.....	20	FLG-1200-129.....	168
60-5035-3CN-SN.....	24	FLG-1200-187.....	168
60-5035-3WA-13.....	24	FLG-1200-45.....	168
60-820-613-13.....	16	FLG-1400-129.....	168
60-820-613-13.....	114	FLG-1400-187.....	168
60-820-6SV-SN.....	16	FLGC-1108-FB.....	168
60-820-6SV-SN.....	114	FLGC-1110-13.....	168
62-5085-3CN-109.....	18	FLGC-249-SN.....	168
62-5085-3CN-109.....	92	FLGC-850-56.....	167
62-5085-3SV-SN.....	18	GL232.....	169
62-5085-3SV-SN.....	92	GL605.....	169
62-5085-3WA-13.....	18	GL764.....	169
62-5085-3WA-13.....	92	GL764-CM.....	169
68-227-5CN-187.....	148	GL772.....	169
68-227-5WA-129.....	148	RMT-AC-UNIVERSAL.....	171
72-5045-813-13.....	14	RMT-DC-UNIVERSAL.....	171
72-5045-813-13.....	112	RMT001.....	171
72-5045-8GR-GR.....	14	RMT005.....	172
72-5045-8GR-GR.....	112	RMT006.....	172
72-5045-8SV-SN.....	14	RMT007.....	172
72-5045-8SV-SN.....	112	RMT010.....	173
FL524-13.....	169	RMT011.....	173
FL524-FB.....	169	RMT013.....	173
FL524-WH.....	169	RMT014.....	174
FLC418-13.....	169	WLC300.....	174
FLC418-SN.....	169	WLC400.....	174
FLG-101-187.....	169	WLC500.....	175
FLG-101-213.....	169	WLC600.....	175
FLG-102-13.....	161	WLC700.....	175
FLG-102-SN.....	161		

S
A
V
O
Y

H
O
U
S
E



3130 North Berkeley Lake Road NW ♦ Duluth, GA 30096
800 801 1621
TEL 404 890 7540 ♦ FAX 877 547 2869
SavoyHouse.com