

KICHLER®



NEW STREET™

At-A-Glance | 2018



Lighting is who we are.

Step inside – or outside – and discover how Kichler lighting can transform a home. Since one size never fits all, we design a selection of product with choices for every taste, size, idea and area of the home. Beyond the trends, beyond the idea boards, beyond the style attached to a room...it's our ongoing pledge and never-ending goal to supply you with what your homeowners and residents have in mind.



Table of Contents

CONTENT OVERVIEW

6	Visual Index
12	Indoor Collections
40	Pendants
46	Downlights & Ceiling
52	Ceiling Fans
60	Indoor Lighting Systems
70	Outdoor Collections
87	Index

BY COLLECTION

Admirals Cove™	77	Langford™	15
Ansonia™	26	Larkin™	30
Arkwet™	55	Lucian™	54
Armida™	17	Lyndon™	72
Aubrey™	19	Madison	80
Barrie™	80	Monarch™ II	54
Basics	57	Monroe™	33
Beacon Square	76	Motu™	55
Bixler™	36	Nicholson™	20
Bowen™	55	Niles™	27
Braelyn™	29	Renew™	58
Brinley™	29	Salem™	36
Brooklyn	27	Salisbury™	72
Camerena™	34	Seaside™	77
Canfield™	56	Shailene™	21
Capanna™	74	Shelby	75
Chesapeake™	81	Starkk™	55
Circolo	24	Suri	74
Courtyard™	78	Sutter Place	57
Crosby	26	Tallie™	31
Dover™	16	Tangier	76
Eileen™	25	Tanglewood™	35
Embassy Row	78	Tao	18
Enduro™	56	Telford™	23
Fairfield	79	Terna™	54
Finn	76	Terra™	55
Granby™	14	Todo™	56
Grand Bank™	27	Toman™	73
Harbor Bay	77	Townhouse™	79
Harmony	15	Turlee™	79
Hastings™	22	Tuscany	30
Hendrik™	28	Vassar™	54
Hugo	74	Versailles	32
Joelson™	18	Walden	75
Jolie	23	Waverly	14
Keiran™	17	Winslow	22
Kent™	73	Wynberg™	24
Kirkwood™	73	Yorke	75

CONNECT WITH US



Like us: [facebook.com/Kichler.Lighting](https://www.facebook.com/Kichler.Lighting)

Follow us: twitter.com/KichlerLight

Watch us: [youtube.com/KichlerLighting](https://www.youtube.com/KichlerLighting)

Join us: [houzz.com/pro/KichlerLighting/Kichler](https://www.houzz.com/pro/KichlerLighting/Kichler)

Find us: [pinterest.com/KichlerStyle](https://www.pinterest.com/KichlerStyle)

Follow us: [instagram.com/KichlerLighting](https://www.instagram.com/KichlerLighting)

To find an Authorized Dealer, visit Kichler.com

Style, Selection, Service and Support

Your must-haves are where we start.

Our breadth of products offer whole home lighting solutions, allowing you to easily outfit every area of a home or community, both inside and out, from one streamlined resource. Choose styles from a collection—or mix and match for a more eclectic look. Either way, we've got you covered. Our selection also means you have the variety of styles and prices you need to appeal to the consumers who are driving today's housing and apartment markets.

New Street. Same Kichler commitment.

Our products are backed by everything builders love about Kichler. Our extensive warehousing and distribution network allows most orders to ship within 24 hours — so product is ready for your installation crews when they need it most. And our exclusive Product Solutions and Layout Design team is a free service that's available to answer any install questions or assist with lighting designs and layout answers, quickly and efficiently.

Quality that helps your properties stand apart. Since 2010, professional builders have continued to name Kichler the #1 decorative fixture brand in terms of quality¹ and recommend Kichler more than any other brand.² This legacy of quality stays with your customers long after the sale, helping your communities deliver a greater level of value.

¹ Based on annual Hanley Wood Builder Study, Ranked #1 in quality for all lighting brands in 2011, 2012, 2014 & 2016. Ranked the top decorative lighting brand in quality in 2010, 2013, 2015 & 2017.

² Strategic Partners Kichler Brand Research, 2015.



INDOOR VISUAL INDEX

COLLECTIONS



Ansonia™
Page 26



Armida™
Page 17



Aubrey™
Page 19



Bixler™
Page 36



Braelyn™
Page 29



Brinley™
Page 29



Brooklyn
Page 27



Camerena™
Page 34



Circolo
Page 24



Crosby
Page 26



Dover™
Page 16



Eileen™
Page 25



Granby™
Page 14



Grand Bank™
Page 27



Harmony
Page 15



Hastings™
Page 22



Hendrik™
Page 28



Joelson™
Page 18



Jolie
Page 23



Keiran™
Page 17



Langford™
Page 15



Larkin™
Page 30



Monroe™
Page 33



Nicholson™
Page 20



Niles
Page 27



Salem™
Page 36



Shailene™
Page 21



Tallie™
Page 31



Tanglewood™
Page 35



Tao
Page 18



Telford™
Page 23



Tuscany
Page 30



Versailles
Page 32



Waverly
Page 14



Winslow
Page 22



Wynberg™
Page 24

INDOOR VISUAL INDEX

BATH & VANITY WALL SCONCES



Page 38



Page 39

PENDANTS



Page 40

CEILING



Page 46

LED UNDER CABINET



Page 62

TAPE LIGHTING



Page 64

CEILING FANS



Akwet™*
Page 55



Basics*
Page 57



Bowen™
Page 55



Canfield™*
Page 56



Enduro™*
Page 56



Lucian™
Page 54



Monarch™ II*
Page 54



Motu™
Page 55



Renew™*
Page 58

*Indoor/Outdoor models available

INDOOR VISUAL INDEX

CEILING FANS CONTINUED



Starkk™
Page 55



Sutter Place
Page 57



Terna™*
Page 54



Terra™
Page 55



Todo™
Page 56



Vassar™
Page 54

*Indoor/Outdoor models available

OUTDOOR VISUAL INDEX

COLLECTIONS



Admirals Cove™
Page 77



Barrie™
Page 80



Beacon Square
Page 76



Capanna™
Page 74



Chesapeake™
Page 81



Courtyard™
Page 78



Embassy Row
Page 78



Fairfield
Page 79



Finn
Page 76



Harbor Bay
Page 77



Hugo
Page 74



Kent™
Page 73



Kirkwood™
Page 73



Lyndon™
Page 72



Madison
Page 80



Outdoor Accessories
Page 83



Outdoor Ceiling
Page 82



Outdoor Wall
Page 81



Salisbury™
Page 72



Seaside™
Page 77



Shelby
Page 75



Suri
Page 74



Tangier
Page 76



Toman™
Page 73



Townhouse™
Page 79



Turlee™
Page 79



Walden
Page 75



Yorke
Page 75

ADDRESS LIGHT PATH & SPREAD ACCENT LIGHT DECK & PATIO



Page 84



Page 85



Page 85



Page 86

Energy Star® LED

Kichler LED lighting brings out the best in your builds.

Our LED lighting is engineered for premium performance—meaning your properties shine through with a better quality of light and your residents or homeowners benefit from enhanced energy savings. Kichler LEDs are also highly durable, environmentally friendly and are instantly on, so there's no waiting for an LED to brighten a room.

Share the savings.

- Energy Star LED bulbs use 75 percent less energy than traditional incandescent bulbs. That means, on average, homeowners will save about \$3.80 per year per bulb.¹ Consider the number of bulbs used in a home and the savings add up.
- Since LEDs use energy far more efficiently, there is little wasted heat, ultimately saving homeowners on energy costs.
- The life expectancy of an Energy Star LED bulb is 25 times longer than an incandescent with the same light output—for lower lifetime replacement costs.
- Integrated LEDs are all-in-one fixtures that are easier to order, install and maintain since there's no bulb to buy, insert or replace.

¹U.S. Department of Energy

Energy efficient fixtures.

Throughout this catalog, item numbers in **green** denote energy efficient fixtures. These light fixtures generally incorporate integrated LED technology or include Energy Star rated LED bulbs (items with an L16 suffix). Ceiling fans may be efficient in two ways: Energy Star rated in terms of air flow/performance or equipped with an integrated LED light source for added energy savings and convenience.



Layers of Light

Kichler helps you light a home for maximum effect.

There's a reason real estate agents turn on every light at an open house: lighting helps stage and enhance a home. A well-lit property draws attention to every detail and showcases the quality and craftsmanship that makes today's new builds so desirable. Lighting different zones and areas of a room—as well as the entire space—helps provide this visual interest and makes rooms more functional.

When choosing lighting, consider these three light “layers”:

- **Ambient or General Lighting** provides light throughout a room. Consider overhead lights like chandeliers and ceiling fixtures.
- **Task Lighting** adds extra light to areas where chores and activities get done: reading in a bedroom, chopping foods in the kitchen, applying makeup in the bathroom, etc.
- **Accent or Decorative Lighting** adds interest to the décor or architecture: tray ceilings, lighting below or above cabinets, a light over a fireplace.

Our commitment to quality goes beyond product.

Kichler's exclusive **Advanced Product Solutions (APS) and Layout Team** is a free service that takes the guesswork out of adding light layers to your properties. Our professionally trained team can work with your home plans to create detailed layouts and deliver a full bill of materials.

Contact us at layouts@kichler.com and we'll get you started. For installation issues or product questions, call our dedicated Advanced Product Support line at **844-KICHLER (844-542-4537)** or email techsupport@kichler.com. Visit Kichler.com/APS for full details.





Indoor Collections

Kichler New Street product collections are designed to be comprehensive, featuring matching options for an entire living space. These style families often include focal pieces, like a chandelier, as well as pendants, bath fixtures, hall lights and more. The end result can be stunning: you can light areas more effectively while outfitting an entire home or community with one look.



Granby™

BPT: Brushed Pewter

CH: Chrome

OZ: Olde Bronze®



42557 BPT, OZ
Chandelier 5Lt
W. 24", H. 20.50"



42559 BPT, OZ
Chandelier 9Lt
W. 33.25", H. 32"



42561 BPT, OZ
Pendant 3Lt
W. 24.50", H. 24.50"



42562 BPT, OZ
Mini Pendant 1Lt
W. 5.25", H. 6.75"



42563 BPT, OZ
Semi Flush 3Lt
W. 17.25", H. 14"



45358 BPT, CH, OZ
Wall Sconce 1Lt
W. 5.75", H. 14"



45359 BPT, CH, OZ
Bath 2Lt
W. 17", H. 9.50"



45360 BPT, CH, OZ
Bath 3Lt
W. 25", H. 9.50"



45361 BPT, CH, OZ
Bath 4Lt
W. 32.75", H. 9.50"



“Gorgeous fixture. ... The installation was super easy, and it looks so beautiful in my bathroom. I love it.”

- Maria | Ontario, CA
Granby™ 45360 CH

Waverly

CLP: Classic Pewter

NBR: Natural Brass



43946 CLP, NBR
Chandelier 5Lt
W. 26", H. 28"



43945 CLP, NBR
Chandelier 3Lt
W. 22", H. 23.25"



43947 CLP, NBR
Oval Chandelier 6Lt
W. 20", H. 19"



43948 CLP, NBR
Chandelier 9Lt
W. 32", H. 34.25"



43949 CLP, NBR
Mini Pendant 1Lt
W. 5", H. 8.50"



45745 CLP, NBR
Wall Sconce 1Lt
W. 7", H. 11.50"



45746 CLP, NBR
Bath 2Lt
W. 15", H. 10.25"



45747 CLP, NBR
Bath 3Lt
W. 24", H. 11.75"



45748 CLP, NBR
Bath 4Lt
W. 33", H. 11.75"

Harmony

NI: Brushed Nickel
OZ: Olde Bronze®



44064 NI, OZ
Chandelier 5Lt
W. 26", H. 24.75"



44063 NI, OZ
Chandelier 3Lt
W. 22", H. 22.50"



44065 NI, OZ
Mini Pendant 1Lt
W. 6.50", H. 7.75"



44066 NI, OZ
Semi Flush 1Lt
W. 10", H. 12"



45892 NI, OZ
Wall Sconce 1Lt
W. 6.50", H. 8"



45893 NI, OZ
Bath 2Lt
W. 15.50", H. 8.25"



45894 NI, OZ
Bath 3Lt
W. 24.50", H. 8.25"



45895 NI, OZ
Bath 4Lt
W. 33.50", H. 8.25"

Langford™

NI: Brushed Nickel
OZ: Olde Bronze®



1788 NI, NIL16, OZ, OZL16
Mini Chandelier 5Lt
W. 16.50", H. 17.25"



1783 NI, NIL16, OZ, OZL16
Chandelier 5Lt
W. 27.25", H. 24.50"



1784 NI, NIL16, OZ, OZL16
Chandelier 9Lt
W. 33", H. 30.50"



3384 NI, NIL16, OZ, OZL16
Pendant 3Lt
W. 22", H. 25.50"



3482 NI, NIL16, OZ, OZL16
Mini Pendant 1Lt
W. 7", H. 7.75"



3681 NI, NIL16, OZ, OZL16
Pendant/Semi Flush 2Lt
W. 18.75", H. 13.25"



5388 NI, NIL16, OZ, OZL16
Wall Sconce 1Lt
W. 7.25", H. 7.75"



5389 NI, NIL16, OZ, OZL16
Bath 2Lt
W. 17.50", H. 8.50"



5390 NI, NIL16, OZ, OZL16
Bath 3Lt
W. 26.25", H. 8.50"



5391 NI, NIL16, OZ, OZL16
Bath 4Lt
W. 35", H. 8.50"

Dover™

AB: Antique Brass

NI: Brushed Nickel

TZ: Tannery Bronze™



2020 AB, NI, TZ
Chandelier 5Lt
W. 24", H. 23"



2019 NI, TZ
Mini Chandelier 4Lt
W. 18", H. 16"



2021 NI, TZ
Chandelier 5Lt
W. 25.50", H. 24.50"



2031 NI, TZ
Chandelier 9Lt
W. 32.50", H. 29"



2520 NI, TZ
Chandelier 9Lt
W. 27.75", H. 37"



2523 NI, TZ
Chandelier 15Lt
W. 36.50", H. 45.50"



2771 NI, TZ
Mini Pendant 1Lt
W. 6.50", H. 5.50"



3502 NI, TZ
Pendant/Semi Flush 3Lt
W. 17.75", H. 19"



3623 NI, OZ, TZ
Semi Flush 3Lt
W. 15.25", H. 14"



8064 NI, TZ
Flush Mount 2Lt
W. 13.25", H. 6.25"



8065 NI, TZ
Flush Mount 3Lt
W. 15.25", H. 7.75"



6719 NI, TZ
Wall Sconce 1Lt
W. 6.25", H. 6.50"



6322 NI, TZ
Bath 2Lt
W. 14", H. 8.75"



6323 NI, TZ
Bath 3Lt
W. 22.50", H. 7.75"



6324 NI, TZ
Bath 4Lt
W. 30.50", H. 9"

Keiran™

NI: Brushed Nickel

OZ: Olde Bronze®



43504 NI, NIL16, OZ, OZL16
Chandelier 5Lt
W. 24.50", H. 23.25"



43503 NI, NIL16, OZ, OZL16
Chandelier 3Lt
W. 20.75", H. 20"



43506 NI, NIL16, OZ, OZL16
Chandelier 9Lt
W. 29", H. 33.25"



43511 NI, NIL16, OZ, OZL16
Mini Pendant 1Lt
W. 6", H. 6.75"



43512 NI, NIL16, OZ, OZL16
Semi Flush 2Lt
W. 15", H. 13"



45504 NI, NIL16, OZ, OZL16
Wall Sconce 1Lt
W. 6", H. 8.50"



45512 NI, NIL16, OZ, OZL16
Bath 2Lt
W. 14", H. 8.25"



45513 NI, NIL16, OZ, OZL16
Bath 3Lt
W. 22", H. 8.25"



45514 NI, NIL16, OZ, OZL16
Bath 4Lt
W. 30", H. 8.25"

Armida™

CH: Chrome

NI: Brushed Nickel

NIW: Brushed Nickel with
Satin Etched White Glass

OZ: Olde Bronze®

OZW: Olde Bronze® with Satin
Etched White Glass



43074 NI, NIL16, OZ, OZL16
Chandelier 5Lt
W. 25.25", H. 18"



43073 NI, NIL16, OZ, OZL16
Mini Chandelier 3Lt
W. 18", H. 14.25"



43075 NI, NIL16, OZ, OZL16
Chandelier 9Lt
W. 32.50", H. 26.50"



3694 NIW, NIWL16, OZW, OZWL16
Pendant/Semi Flush 2Lt
W. 15", H. 15.25"



43076 NI, NIL16, OZ, OZL16
Foyer Pendant 1Lt
W. 12.75", H. 24.25"



43077 NI, NIL16, OZ, OZL16
Mini Pendant 1Lt
W. 4.75", H. 8"



45374 CH, CHL16, NI, NIL16, OZ, OZL16
Wall Sconce 1Lt
W. 5", H. 10.75"



45375 CH, CHL16, NI, NIL16, OZ, OZL16
Bath 2Lt
W. 14", H. 8.75"



45376 CH, CHL16, NI, NIL16, OZ, OZL16
Bath 3Lt
W. 23", H. 8.50"



45377 CH, CHL16, NI, NIL16, OZ, OZL16
Bath 4Lt
W. 32.25", H. 9"

Joelson™

NI: Brushed Nickel
OZ: Olde Bronze®



43923 NI, NIL16, OZ, OZL16
Chandelier 5Lt
W. 24", H. 19.75"



43922 NI, NIL16, OZ, OZL16
Mini Chandelier 3Lt
W. 20", H. 18.50"



43924 NI, NIL16, OZ, OZL16
Chandelier 9Lt
W. 32", H. 33"



43927 NI, NIL16, OZ, OZL16
Mini Pendant 1Lt
W. 4", H. 19"



43925 NI, NIL16, OZ, OZL16
Pendant/Semi Flush 3Lt
W. 17.75", H. 16.75"



43926 NI, NIL16, OZ, OZL16
Semi Flush 3Lt
W. 14.25", H. 11.75"



45921 NI, NIL16, OZ, OZL16
Wall Sconce 1Lt
W. 5", H. 18.25"



45922 NI, NIL16, OZ, OZL16
Bath 2Lt
W. 14", H. 9.25"



45923 NI, NIL16, OZ, OZL16
Bath 3Lt
W. 24", H. 9.25"



45924 NI, NIL16, OZ, OZL16
Bath 4Lt
W. 34", H. 9.25"

Tao

NI: Brushed Nickel
OZ: Olde Bronze®



44051 NI, OZ
Chandelier 5Lt
W. 25.25", H. 20.75"



44050 NI, OZ
Chandelier 3Lt
W. 21.75", H. 18.75"



44052 NI, OZ
Chandelier 9Lt
W. 26.50", H. 27.25"



44054 NI, OZ
Pendant 1Lt
W. 8", H. 12"



44053 NI, OZ
Mini Pendant 1Lt
W. 4.75", H. 7.25"



45888 NI, OZ
Wall Sconce 1Lt
W. 5", H. 12.50"



45889 NI, OZ
Bath 2Lt
W. 14.50", H. 8"



45890 NI, OZ
Bath 3Lt
W. 24.25", H. 8"



45891 NI, OZ
Bath 4Lt
W. 34", H. 8"

Aubrey™

NI: Brushed Nickel

OZ: Olde Bronze®



43665 NI, NIL16, OZ, OZL16
Chandelier 5Lt
W. 25", H. 23"



43664 NI, NIL16, OZ, OZL16
Chandelier 3Lt
W. 21.50", H. 19.25"



43666 NI, NIL16, OZ, OZL16
Chandelier 9Lt
W. 28.75", H. 31.25"



43668 NI, NIL16, OZ, OZL16
Mini Pendant 1Lt
W. 4.75", H. 12.75"



43669 NI, NIL16, OZ, OZL16
Semi Flush 3Lt
W. 15", H. 13"



45568 NI, NIL16, OZ, OZL16
Wall Sconce 1Lt
W. 5.50", H. 10.75"



45569 NI, NIL16, OZ, OZL16
Bath 2Lt
W. 13", H. 10.75"



45570 NI, NIL16, OZ, OZL16
Bath 3Lt
W. 21", H. 11"



45571 NI, NIL16, OZ, OZL16
Bath 4Lt
W. 29", H. 10.75"



“ ... The construction is solid and seamless, with rich details like frosted glass globes. Assembly is simple, and I am thrilled with the result – a versatile, classic design. The look is timeless... Highly recommend! ”

- Melissa D | Baltimore, MD | Aubrey™ 43665 OZL16

Nicholson™

NI: Brushed Nickel

OZ: Olde Bronze®



42884 NI, OZ
Chandelier 5Lt
W. 25", H. 21"



42883 NI, OZ
Chandelier 3Lt
W. 21", H. 21"



42885 NI, OZ
Chandelier 9Lt
W. 34", H. 32"



42882 NI, OZ
Foyer Pendant 1Lt
W. 13", H. 21.25"



42880 NI, OZ
Mini Pendant 1Lt
W. 6", H. 8"



42881 NI, OZ
Pendant 1Lt
W. 16", H. 9.50"



42879 NI, OZ
Semi Flush 3Lt
W. 16", H. 13.25"



45881 NI, OZ
Wall Sconce 1Lt
W. 6", H. 10"



45882 NI, OZ
Bath 2Lt
W. 16", H. 10"



45883 NI, OZ
Bath 3Lt
W. 24", H. 10"



45884 NI, OZ
Bath 4Lt
W. 33", H. 10"

Shailene™

CH: Chrome
 NI: Brushed Nickel
 OZ: Olde Bronze®



43671 NI, OZ
 Chandelier 5Lt
 W. 23.50", H. 18.25"



43670 NI, OZ
 Mini Chandelier 3Lt
 W. 17.50", H. 15.25"



43672 NI, OZ
 Chandelier 9Lt
 W. 26.25", H. 26.50"



43674 NI, OZ
 Mini Pendant 1Lt
 W. 4.25", H. 11"



43675 NI, OZ
 Semi Flush 1Lt
 W. 14", H. 10"



43691 NI, OZ
 Semi Flush 3Lt
 W. 14", H. 9.75"



43692 NI, OZ
 Semi Flush 3Lt
 W. 18", H. 11.25"



43693 NI, OZ
 Semi Flush 3Lt
 W. 18", H. 11"



45572 CH, NI, OZ
 Wall Sconce 1Lt
 W. 5", H. 8.25"



45573 CH, NI, OZ
 Bath 2Lt
 W. 12.50", H. 8.25"



45574 CH, NI, OZ
 Bath 3Lt
 W. 21", H. 8.25"



45575 CH, NI, OZ
 Bath 4Lt
 W. 29.50", H. 8.25"

Winslow

NI: Brushed Nickel

OZ: Olde Bronze®



44030 NI, OZ
Chandelier 5Lt
W. 19.75", H. 16"



44029 NI, OZ
Mini Chandelier 3Lt
W. 18", H. 15.25"



44031 NI, OZ
Chandelier 9Lt
W. 27", H. 27"



44032 NI, OZ
Mini Pendant 1Lt
W. 4.25", H. 7"



44033 NI, OZ
Semi Flush 1Lt
W. 8.50", H. 10.50"



45910 NI, OZ
Wall Sconce 1Lt
W. 4.75", H. 9.25"



45885 NI, OZ
Bath 2Lt
W. 12.75", H. 9.25"



45886 NI, OZ
Bath 3Lt
W. 21.50", H. 9.25"



45887 NI, OZ
Bath 4Lt
W. 30", H. 9.25"

Hastings™

NI: Brushed Nickel

TZ: Tannery Bronze™



2022 NI, TZ
Chandelier 5Lt
W. 23", H. 14"



2702 NI, TZ
Pendant 1Lt
W. 17.50", H. 8.50"

Telford™

CH: Chrome
 NI: Brushed Nickel
 OZ: Olde Bronze®



2076 NI, OZ
 Chandelier 5Lt
 W. 24", H. 17"



2077 NI, OZ
 Chandelier 9Lt
 W. 33.50", H. 25"



3277 NI, OZ
 Pendant 3Lt
 W. 17.50", H. 21.50"



3476 NI, OZ
 Mini Pendant 1Lt
 W. 7.25", H. 6.75"



5991 CH, NI, OZ
 Wall Sconce 1Lt
 W. 7.25", H. 12"



5992 CH, NI, OZ
 Bath 2Lt
 W. 18", H. 9"



5993 CH, NI, OZ
 Bath 3Lt
 W. 24.75", H. 9"



5994 CH, NI, OZ
 Bath 4Lt
 W. 33.25", H. 9"

Jolie

CH: Chrome
 NI: Brushed Nickel
 OZ: Olde Bronze®



43638 NI, NIL16, OZ, OZL16
 Chandelier 5Lt
 W. 22", H. 18.50"



43637 NI, NIL16, OZ, OZL16
 Mini Chandelier 3Lt
 W. 18", H. 18"



43639 NI, NIL16, OZ, OZL16
 Chandelier 9Lt
 W. 28", H. 28"



43640 NI, NIL16, OZ, OZL16
 Mini Pendant 1Lt
 W. 4.75", H. 12.50"



43641 NI, NIL16, OZ, OZL16
 Pendant/Semi Flush 2Lt
 W. 15", H. 13.75"



45637 CH, CHL16, NI, NIL16, OZ, OZL16
 Wall Sconce 1Lt
 W. 5", H. 9"



45638 CH, CHL16, NI, NIL16, OZ, OZL16
 Bath 2Lt
 W. 13", H. 9.25"



45639 CH, CHL16, NI, NIL16, OZ, OZL16
 Bath 3Lt
 W. 20.25", H. 9.25"



45640 CH, CHL16, NI, NIL16, OZ, OZL16
 Bath 4Lt
 W. 28", H. 9.25"

Wynberg™

NI: Brushed Nickel
OZ: Olde Bronze®



2093 NI, OZ
Chandelier 5Lt
W. 24.50", H. 13.75"



3293 NI, OZ
Chandelier 3Lt
W. 22", H. 13"



2693 NI, OZ
Mini Pendant 1Lt
W. 6", H. 6"



5294 NI, OZ
Wall Sconce 1Lt
W. 6", H. 7.50"

Circolo

NI: Brushed Nickel
OZ: Olde Bronze®



2344 NI, OZ
Chandelier 6Lt
W. 26", H. 26.50"



2343 NI, OZ
Chandelier 3Lt
W. 22", H. 21.50"



2345 NI, OZ
Oval Chandelier 8Lt
W. 25", H. 27", L. 36.50"



2346 NI, OZ
Chandelier 9Lt
W. 36", H. 35.50"



2347 NI, OZ
Chandelier 12Lt
W. 44.50", H. 41"



2943 NI, OZ
Linear Chandelier 8Lt
W. 14.25", H. 39.25", L. 36.25"



6144 NI, OZ
Wall Sconce 1Lt
W. 4.50", H. 10"

Eileen™

CH: Chrome

NI: Brushed Nickel

OZ: Olde Bronze®

OZS: Olde Bronze® with
Satin Etched Glass



1896 NI, NIL16, OZS, OZSL16
Chandelier 5Lt
W. 24", H. 16.50"



1894 NI, NIL16, OZS, OZSL16
Mini Chandelier 3Lt
W. 18.50", H. 13.75"



3898 NI, NIL16, OZS, OZSL16
Chandelier 6Lt
W. 16.25", H. 18.50", L. 30"



1897 NI, NIL16, OZS, OZSL16
Chandelier 9Lt
W. 30", H. 28.25"



3497 NI, NIL16, OZS, OZSL16
Mini Pendant 1Lt
W. 4.50", H. 8"



3797 CH, CHL16, NI, NIL16, OZS, OZSL16
Pendant/Semi Flush 3Lt
W. 17.25", H. 14.50"



3299 NI, NIL16, OZS, OZSL16
Pendant 4Lt
W. 25.75", H. 26.25"



8043 NI, NIL16, OZS, OZSL16
Flush Mount 1Lt
W. 5", H. 6.25"



5096 NI, NIL16, OZS, OZSL16
Wall Sconce 1Lt
W. 4.50", H. 10.75"



5097 CH, CHL16, NI, NIL16, OZS, OZSL16
Bath 2Lt
W. 14.25", H. 9.25"



5098 CH, CHL16, NI, NIL16, OZS, OZSL16
Bath 3Lt
W. 24", H. 9.25"



5099 CH, CHL16, NI, NIL16, OZS, OZSL16
Bath 4Lt
W. 33.75", H. 9.25"

Crosby

CH: Chrome
 NI: Brushed Nickel
 OZ: Olde Bronze®



43995 CH, NI, OZ
 Linear Chandelier 5Lt
 W. 10", H. 13.75", L. 41.25"



43997 CH, NI, OZ
 Chandelier/Semi Flush 3Lt
 W. 18", H. 13.75"



43999 CH, NI, OZ
 Chandelier 5Lt
 W. 26.25", H. 22.25"



43998 CH, NI, OZ
 Foyer Pendant 4Lt
 W. 16", H. 31"



43996 CH, NI, OZ
 Mini Pendant 1Lt
 W. 6", H. 10.75"



45495 CH, NI, OZ
 Wall Sconce 1Lt
 W. 4.50", H. 9.25"



45496 CH, NI, OZ
 Bath 2Lt
 W. 15", H. 8.75"



45497 CH, NI, OZ
 Bath 3Lt
 W. 23", H. 8.75"



45498 CH, NI, OZ
 Bath 4Lt
 W. 31", H. 8.75"

Ansonia™

CH: Chrome
 NI: Brushed Nickel
 OZ: Olde Bronze®



1748 NI
 Chandelier 5Lt
 W. 22", H. 16.25"



3345 NI
 Mini Pendant 1Lt
 W. 4.75", H. 13.75"



3348 NI
 Pendant/Semi Flush 1Lt
 W. 12", H. 15.50"



3349 NI
 Pendant 1Lt
 W. 15", H. 15"



5447 CH, NI, OZ
 Bath 2Lt
 W. 14.75", H. 8.75"



5448 CH, NI, OZ
 Bath 3Lt
 W. 23", H. 8.75"



5449 CH, NI, OZ
 Bath 4Lt
 W. 31.25", H. 8.75"

Niles

AP: Antique Pewter
OZ: Olde Bronze®



43993 AP, OZ
Chandelier 5Lt
W. 26", H. 20.25"



43992 AP, OZ
Chandelier/Semi Flush 3Lt
W. 16", H. 14.25"



43994 AP, OZ
Linear Chandelier 6Lt
W. 17", H. 10", L. 32.25"



45590 AP, OZ
Wall Sconce 1Lt
W. 5.50", H. 10"



45591 AP, OZ
Bath 2Lt
W. 14.75", H. 10.75"



45592 AP, OZ
Bath 3Lt
W. 24", H. 10.75"



45593 AP, OZ
Bath 4Lt
W. 33.25", H. 10.75"

Brooklyn

MBK: Matte Black



44195 MBK
Chandelier 5Lt
W. 21.25", H. 7"



44197 MBK
Mini Chandelier/Semi-Flush 3Lt
W. 14", H. 4.75"



44196 MBK
Mini Pendant 1Lt
W. 10", H. 11"

Grand Bank™

AUB: Auburn
DAG: Distressed Antique Gray



43186 AUB, DAG
Linear Chandelier 5Lt
W. 2.75", H. 16", L. 36"



43185 AUB, DAG
Chandelier 4Lt
W. 20", H. 21.50"



43190 AUB, DAG
Chandelier 8Lt
W. 28", H. 30"



43191 AUB, DAG
Linear Chandelier 8Lt
W. 16", H. 15.75", L. 36"



43193 AUB, DAG
Chandelier 6Lt
W. 25", H. 22.50"



43189 AUB, DAG
Mini Pendant/Wall 1Lt
W. 9", H. 9.75"

Hendrik™

CH: Chrome

NI: Brushed Nickel

OZ: Olde Bronze®



1672 NI, OZ
Chandelier 5Lt
W. 24.50", H. 21.50"



1671 NI, OZ
Chandelier 3Lt
W. 19", H. 16.75"



1673 NI, OZ
Oval Chandelier 6Lt
W. 18", H. 22.75", L. 35.75"



1674 NI, OZ
Chandelier 9Lt
W. 33.25", H. 25.75"



1675 NI, OZ
Chandelier 15Lt
W. 42.25", H. 36"



1873 NI, OZ
Chandelier 18Lt
W. 50.25", H. 41.50"



1687 NI, OZ
Mini Pendant 1Lt
W. 8", H. 8.75"



3275 NI, OZ
Pendant 3Lt
W. 24", H. 22"



3475 NI, OZ
Mini Pendant 1Lt
W. 5.25", H. 7.50"



3674 NI, OZ
Semi Flush 2Lt
W. 15", H. 10"



3677 NI, OZ
Semi Flush 4Lt
W. 24", H. 12.25"



5076 CH, NI, OZ
Wall Sconce 1Lt
W. 5.25", H. 12"



5077 CH, NI, OZ
Bath 2Lt
W. 14.50", H. 7.75"



5078 CH, NI, OZ
Bath 3Lt
W. 24", H. 7.75"



5079 CH, NI, OZ
Bath 4Lt
W. 33.75", H. 7.75"



5085 CH, NI, OZ
Bath 5Lt
W. 43", H. 7.75"



7772 NI, OZ
Rail 4Lt
W. 5", H. 8.25", L. 30"



“ Looks perfect in entrance way! We used LED bulbs and the reflection in the glass looks so interesting - much more than just giving off lights. ”

- Donna | Hendrik™ 3677 NI

Brinley™

NI: Brushed Nickel

OZ: Olde Bronze®



42877 NI, OZ
Pendant 6Lt
W. 12", H. 7.75"



42890 NI, OZ
Linear Chandelier 8Lt
W. 10.25", H. 7.75", L. 25.50"



42869 NI, OZ
Pendant 3Lt
W. 8.50", H. 7.75"



42878 NI, OZ
Mini Pendant 1Lt
W. 4.75", H. 7.75"



42891 NI, OZ
Flush Mount 3Lt
W. 11.75", H. 8"



45576 NI, OZ
Wall Sconce 1Lt
W. 5", H. 11.50"



45688 NI, OZ
Bath 2Lt
W. 15.75", H. 10"



45689 NI, OZ
Bath 3Lt
W. 24", H. 10"



45690 NI, OZ
Bath 4Lt
W. 32.25", H. 10"

★★★★★
“ Great bright light! ... High quality, would absolutely recommend to a friend. ”

- Lara M | Louisville, KY
Brinley™ 42891 NI

Braelyn™

CH: Chrome

CLP: Classic Pewter

OZ: Olde Bronze®



43058 CLP, OZ
Chandelier 5Lt
W. 25", H. 11.25"



43057 CLP, OZ
Chandelier/Semi Flush 3Lt
W. 18", H. 11.25"



43059 CLP, OZ
Linear Chandelier 6Lt
W. 15", H. 11.25", L. 34"



43457 CLP, OZ
Linear Chandelier 8Lt
W. 15", H. 11.25", L. 42"



43060 CLP, OZ
Mini Pendant 1Lt
W. 3.75", H. 8.50"



45457 CH, CLP, OZ
Wall Sconce 1Lt
W. 5", H. 9.50"



45458 CH, OZ
Bath 2Lt
W. 14.75", H. 10"



45459 CH, OZ
Bath 3Lt
W. 24", H. 10"



45460 CH, OZ
Bath 4Lt
W. 34.25", H. 10"

★★★★★
“ Stunning Chandelier ... The bronze finish is beautiful and the seeded glass bulb covers are gorgeous... ”

- Cos86 | Wooster, OH
Braelyn™ 43059 OZ

Tuscany

OZ: Olde Bronze®



44060 OZ
Chandelier 5Lt
W. 22", H. 24"



44059 OZ
Mini Chandelier 3Lt
W. 17", H. 21"



44058 OZ
Mini Pendant 1Lt
W. 9", H. 8.75"

Larkin™

NI: Brushed Nickel

OZ: Olde Bronze®



42568 NI, OZ
Foyer Chandelier 6Lt
W. 18", H. 36.25"



42591 NI, OZ
Foyer Chandelier 8Lt
W. 24", H. 47.75"



42565 NI, OZ
Pendant 2Lt
W. 8", H. 14.75"



42566 NI, OZ
Pendant 3Lt
W. 12", H. 22.25"

Tallie™

AP: Antique Pewter

MIZ: Mission Bronze™



43149 AP, MIZ
Chandelier 5Lt
W. 24", H. 20.50"



43150 AP, MIZ
Chandelier 9Lt
W. 32", H. 28.50"



43151 AP, MIZ
Chandelier 12Lt
W. 42", H. 34.50"



43139 AP, MIZ
Large Foyer Pendant 3Lt
W. 20", H. 31"



43152 AP, MIZ
Mini Pendant 1Lt
W. 6", H. 6.25"



43153 AP, MIZ
Pendant 3Lt
W. 18", H. 21.75"



43154 AP, MIZ
Semi Flush 2Lt
W. 13.50", H. 11.50"



43194 AP, MIZ
Semi Flush 3Lt
W. 18", H. 11.75"



45449 AP, MIZ
Wall Sconce 1Lt
W. 5", H. 7.50"



45450 AP, MIZ
Bath 2Lt
W. 12.50", H. 7.50"



45451 AP, MIZ
Bath 3Lt
W. 20.50", H. 7.50"



45452 AP, MIZ
Bath 4Lt
W. 28.25", H. 7.50"



“ This was even more beautiful in person. ... it looks wonderful in my kitchen. I am going to buy more so my other rooms match! ”

- Taytaymac | Fallbrook, CA | Tallie™ 43149

Versailles

AP: Antique Pewter

OZ: Olde Bronze®



43392 AP, OZ
Chandelier 5Lt
W. 26.25", H. 25"



43391 AP, OZ
Chandelier 3Lt
W. 23", H. 23"



43393 AP, OZ
Chandelier 9Lt
W. 30", H. 33"



43394 AP, OZ
Mini Pendant 1Lt
W. 8", H. 15.50"



45595 AP, OZ
Wall Sconce 1Lt
W. 5", H. 9.50"



45596 AP, OZ
Bath 2Lt
W. 15", H. 9.25"



45597 AP, OZ
Bath 3Lt
W. 23", H. 9.25"



45598 AP, OZ
Bath 4Lt
W. 31.50", H. 9"

Monroe™

NI: Brushed Nickel

OZ: Olde Bronze®



43156 NI, NIL16, OZ, OZL16
Chandelier 5Lt
W. 27.50", H. 29.50"



43155 NI, NIL16, OZ, OZL16
Chandelier 3Lt
W. 23", H. 29.50"



43158 NI, NIL16, OZ, OZL16
Chandelier 5Lt
W. 27", H. 25"



43159 NI, NIL16, OZ, OZL16
Chandelier 9Lt
W. 33.50", H. 37.75"



43192 NI, NIL16, OZ, OZL16
Chandelier 16Lt
W. 45", H. 48"



43166 NI, OZ
Foyer Chandelier 8Lt
W. 23", H. 40.75"



43167 NI, OZ
Foyer Chandelier 8Lt
W. 27", H. 44.75"



43165 NI, OZ
Large Foyer Pendant 4Lt
W. 15", H. 27"



43163 NI, NIL16, OZ, OZL16
Pendant 2Lt
W. 17.50", H. 24.75"



43164 NI, NIL16, OZ, OZL166
Pendant 3Lt
W. 26.75", H. 32.75"



43162 NI, NIL16, OZ, OZL16
Mini Pendant 1Lt
W. 7", H. 16"



43169 NI, NIL16, OZ, OZL16
Semi Flush 2Lt
W. 17.25", H. 14.25"



43170 NI, NIL16, OZ, OZL16
Wall Sconce 1Lt
W. 6", H. 14"



45054 NI, NIL16, OZ, OZL16
Bath 2Lt
W. 18", H. 11.50"



45055 NI, NIL16, OZ, OZL16
Bath 3Lt
W. 24", H. 11.50"



45056 NI, NIL16, OZ, OZL16
Bath 4Lt
W. 36", H. 11.50"

Camerena™

NI: Brushed Nickel

OZ: Olde Bronze®



43224 NI, OZ
Chandelier 5Lt
W. 27", H. 31.25"



43223 NI, OZ
Chandelier 3Lt
W. 20", H. 24.50"



43225 NI, OZ
Chandelier 5Lt
W. 27", H. 29"



43226 NI, OZ
Chandelier 9Lt
W. 30", H. 34.50"



43234 NI, OZ
Chandelier 16Lt
W. 45", H. 48.25"



43227 NI, OZ
Pendant 3Lt
W. 18", H. 21.50"



43232 NI, OZ
Semi Flush 3Lt
W. 18", H. 14.50"



43230 NI, OZ
Mini Pendant 1Lt
W. 7", H. 16.50"



45421 NI, OZ
Wall Sconce 1Lt
W. 6", H. 12.50"



45422 NI, OZ
Bath 2Lt
W. 18", H. 9"



45423 NI, OZ
Bath 3Lt
W. 24", H. 9"



45424 NI, OZ
Bath 4Lt
W. 36", H. 9"

Tanglewood™

NI: Brushed Nickel

OZ: Olde Bronze®



42906 NI, NIL16, OZ, OZL16
Chandelier 5Lt
W. 24", H. 19.50"



42905 NI, NIL16, OZ, OZL16
Chandelier 3Lt
W. 20", H. 19.25"



42907 NI, NIL16, OZ, OZL16
Chandelier 9Lt
W. 32", H. 29.75"



42903 NI, NIL16, OZ, OZL16
Pendant 3Lt
W. 18", H. 21.75"



42903 NI, NIL16, OZ, OZL16
Pendant 3Lt
W. 18", H. 21.75"



42901 NI, NIL16, OZ, OZL16
Mini Pendant 1Lt
W. 6.25", H. 15"



42900 NI, NIL16, OZ, OZL16
Semi Flush 2Lt
W. 16", H. 13"



45901 NI, NIL16, OZ, OZL16
Wall Sconce 1Lt
W. 6", H. 9.25"



45902 NI, NIL16, OZ, OZL16
Bath 2Lt
W. 14.75", H. 9.25"



45903 NI, NIL16, OZ, OZL16
Bath 3Lt
W. 23.25", H. 9.25"



45904 NI, NIL16, OZ, OZL16
Bath 4Lt
W. 30.50", H. 9.25"

Bixler™

NI: Brushed Nickel

OZ: Olde Bronze®



43938 NI, NIL16, OZ, OZL16
Chandelier 5Lt
W. 25.50", H. 24"



43937 NI, NIL16, OZ, OZL16
Chandelier 3Lt
W. 21.50", H. 19"



43939 NI, NIL16, OZ, OZL16
Chandelier 9Lt
W. 35.25", H. 33.50"



43940 NI, OZ
Large Foyer Pendant 4Lt
W. 13.50", H. 25"



43941 NI, NIL16, OZ, OZL16
Mini Pendant 1Lt
W. 6.50", H. 13.25"



45938 NI, NIL16, OZ, OZL16
Wall Sconce 1Lt
W. 6.50", H. 10.75"



45939 NI, NIL16, OZ, OZL16
Bath 2Lt
W. 16.75", H. 9.50"



45940 NI, NIL16, OZ, OZL16
Bath 3Lt
W. 23.75", H. 9.25"



45941 NI, NIL16, OZ, OZL16
Bath 4Lt
W. 34.75", H. 9.25"

Salem

NI: Brushed Nickel

TZ: Tannery Bronze™



1770 NI, TZ
Mini Chandelier 5Lt
W. 17", H. 12.75"



Bath & Vanity

CH: Chrome

CHS: Chrome with Satin Etched Glass

NI: Brushed Nickel

NIS: Brushed Nickel with Satin Etched Glass

TZ: Tannery Bronze™

TZS: Tannery Bronze™ with Satin Etched Glass



11141 NILED
Linear Bath 12in LED
W. 12.75", H. 4.50"



11142 NILED
Linear Bath 24in LED
W. 24.75", H. 4.50"



11143 NILED
Linear Bath 36in LED
W. 36.50", H. 4.50"



11144 NILED
Linear Bath 48in LED
W. 48.75", H. 4.50"



11146 NILED
Linear Bath 24in LED
W. 25.75", H. 4.75"



11147 NILED
Linear Bath 36in LED
W. 37.50", H. 4.75"



11148 NILED
Linear Bath 48in LED
W. 49.25", H. 4.75"



11149 NILED
Linear Bath 26in LED
W. 25.50", H. 4.75"



11150 NILED
Linear Bath 38in LED
W. 37.25", H. 4.75"



11151 NILED
Linear Bath 49in LED
W. 49", H. 4.75"



5336 CHS, NIS, TZS
Bath 2Lt
W. 12.25", H. 8"



5337 CHS, NIS, TZS
Bath 3Lt
W. 24", H. 8"



5338 CHS, NIS, TZS
Bath 4Lt
W. 30", H. 8"



5339 CHS, NIS, TZS
Bath 5Lt
W. 36", H. 8"



6122 CH, NI
Bath 2Lt
W. 13.50", H. 8.50"



6123 CH, NI
Bath 3Lt
W. 18", H. 8.75"



6124 CH, NI
Bath 4Lt
W. 25.50", H. 8.50"



5003 CH, NI, TZ
Linear Bath 18in
W. 18", H. 4.75"

Bath & Vanity

CH: Chrome

CHS: Chrome with
Satin Etched Glass

NI: Brushed Nickel

NIS: Brushed Nickel with
Satin Etched Glass

TZ: Tannery Bronze™

TZS: Tannery Bronze™ with
Satin Etched Glass



5017 CH, NI, TZ
Linear Bath 24in
W. 24", H. 4.75"



5018 CH, NI, TZ
Linear Bath 36in
W. 36", H. 4.75"



5019 CH, NI, TZ
Linear Bath 48in
W. 48", H. 4.75"



623 CH, NI
Linear Bath 18in
W. 18", H. 4.50"



624 CH, NI
Linear Bath 24in
W. 24", H. 4.50"



625 CH, NI
Linear Bath 30in
W. 30", H. 4.50"



626 CH, NI
Linear Bath 36in
W. 36", H. 4.50"



628 CH, NI
Linear Bath 48in
W. 48", H. 4.50"



45732 NI
Bath 2Lt
W. 14.50", H. 8"



45733 NI
Bath 3Lt
W. 22.50", H. 8"

Wall Sconces

CH: Chrome

CHS: Chrome with
Satin Etched Glass

NI: Brushed Nickel

NIS: Brushed Nickel with
Satin Etched Glass

OZ: Olde Bronze®

TZS: Tannery Bronze™ with
Satin Etched Glass

WH: White

WZC: Weathered Zinc



5334 CHS, NIS, TZS
Wall Sconce 1Lt
W. 5.25", H. 8"



6121 CH, NI
Wall Sconce 1Lt
W. 5", H. 8.75"



6520 NI, OZ
Wall Sconce 1Lt
W. 6", H. 8"



10689 WH
Wall Sconce 1Lt Fluorescent
W. 9.75", H. 8.75"



44015 WZC
Chalkboard Sconce 1Lt
W. 12.5", H. 24"



Pendants

Homebuyers and renters appreciate unique style — and nothing offers it quite like Kichler pendants. These highly decorative lights work just about anywhere and can serve as functional task lighting around key work areas. Cluster several over a kitchen island or bath vanity. Place a single pendant above a seating area, nightstand or reading nook. Many popular choices are oversized, making them great alternatives to traditional chandeliers or ceiling fixtures.



Pendants

AP: Antique Pewter

AUB: Auburn

BK: Black

CH: Chrome

CHCLR: Chrome with Clear Glass

CLP: Classic Pewter

MIZ: Mission Bronze™

NBR: Natural Brass

NI: Brushed Nickel

NICS: Brushed Nickel with Clear Seeded Glass

NIMER: Brushed Nickel with Mercury Glass

NBR: Natural Brass

OZ: Olde Bronze®

OZCLR: Olde Bronze® with Clear Glass

OZCP: Olde Bronze® with Champagne Glass

OZCS: Olde Bronze® with Clear Seeded Glass

OZMER: Olde Bronze® with Mercury Glass

PN: Polished Nickel



42044 CH, NIMER, OZ, OZMER
Everly™ Pendant 1Lt
W. 12", H. 10.50"



42046 CH, NICS, OZ, OZCS
Everly™ Pendant 1Lt
W. 13.75", H. 20"



42047 CH, OZ
Everly™ Pendant 1Lt
W. 8.75", H. 18.25"



42141 CHCLR, NICS, OZCLR, OZCS
Everly™ Pendant 1Lt
W. 10.50", H. 15.25"



42167 NIMER, OZMER
Everly™ Mini Pendant 1Lt
W. 9.50", H. 9.25"



42190 NI, OZ
Everly™ Pendant 3Lt
W. 16", H. 22.75"



42198 CH, OZ
Everly™ Pendant 3Lt
W. 20", H. 27.50"



42328 NICS, OZCS
Everly™ Pendant 1Lt
W. 12.50", H. 11.25"



42329 NICS, OZCS
Everly™ Pendant 1Lt
W. 19", H. 15.50"



42456 CHCLR, OZCLR, OZCP
Everly™ Pendant 1Lt
W. 7", H. 13.75"



42475 CHCLR, NIMER, OZCLR, OZMER
Everly™ Pendant 1Lt
W. 11", H. 29.50"



43624 NI
Evie Mini Pendant 1Lt
W. 6.50", H. 7.75"



43625 NI
Evie Mini Pendant 1Lt
W. 6", H. 9.50"



43627 NI
Evie Pendant 3Lt
W. 14.25", H. 9.50"



43629 NI
Evie Mini Pendant 1Lt
W. 6", H. 8.25"



43954 NI, OZ
Riviera™ Pendant 1Lt
W. 7.75", H. 13.75"



43955 NI, OZ
Riviera™ Pendant 1Lt
W. 11.50", H. 13"



43953 NI, OZ
Riviera™ Pendant 1Lt
W. 9", H. 16"



Pendants

AP: Antique Pewter

AUB: Auburn

BK: Black

CH: Chrome

CHCLR: Chrome with Clear Glass

CLP: Classic Pewter

MIZ: Mission Bronze™

NBR: Natural Brass

NI: Brushed Nickel

NICS: Brushed Nickel with
Clear Seeded Glass

NIMER: Brushed Nickel with
Mercury Glass

NBR: Natural Brass

OZ: Olde Bronze®

OZCLR: Olde Bronze® with Clear Glass

OZCP: Olde Bronze® with
Champagne Glass

OZCS: Olde Bronze® with
Clear Seeded Glass

OZMER: Olde Bronze® with
Mercury Glass

PN: Polished Nickel



43127 NBR
Devin Mini Pendant 1Lt
W. 7.75", H. 10.25"



43551 CLP, NBR
Devin Mini Pendant 1Lt
W. 8", H. 9"



43958 NBR
Devin Pendant 3Lt
W. 18", H. 12.75"



43850 CH, NI, OZ
Avery Mini Pendant 1Lt
W. 8", H. 8.50"



43851 CH, NI, OZ
Avery Mini Pendant 1Lt
W. 8.25", H. 8.75"



43852 CH, NI, OZ
Avery Mini Pendant 1Lt
W. 9.75", H. 11.25"



43853 CH, NI, OZ
Avery Mini Pendant 1Lt
W. 10", H. 9.25"



43435 AUB, CLP
Colerne™ Pendant 1Lt
W. 10.50", H. 16.50"



42549 CLP, OZ
Triad™ Pendant 1Lt
W. 7.75", H. 18", L. 12"



43982 BK
Taubert™ Pendant 1Lt
W. 12", H. 13"



43983 BK
Taubert™ Pendant 3Lt
W. 15", H. 26.25"



43984 BK
Taubert™ Pendant 4Lt
W. 18", H. 16.50"



2664 OZ, PN
Hatteras Bay™ Mini Pendant 1Lt
W. 8", H. 10.25"



2665 OZ, PN,
Hatteras Bay™ Pendant 1Lt
W. 11.75", H. 11"



2666 OZ, PN
Hatteras Bay™ Pendant 1Lt
W. 13.25", H. 12"



2682 OZ, PN
Hatteras Bay™ Pendant 1Lt
W. 18", H. 16"



2691 OZ, PN
Hatteras Bay™ Pendant 1Lt
W. 23.75", H. 19.50"



43764 OZ, PN
Hatteras Bay™ Mini Pendant 1Lt
W. 8", H. 10.25"

Pendants

AP: Antique Pewter

AUB: Auburn

BK: Black

CH: Chrome

CHCLR: Chrome with Clear Glass

CLP: Classic Pewter

MIZ: Mission Bronze™

NBR: Natural Brass

NI: Brushed Nickel

NICS: Brushed Nickel with Clear Seeded Glass

NIMER: Brushed Nickel with Mercury Glass

NBR: Natural Brass

OZ: Olde Bronze®

OZCLR: Olde Bronze® with Clear Glass

OZCP: Olde Bronze® with Champagne Glass

OZCS: Olde Bronze® with Clear Seeded Glass

OZMER: Olde Bronze® with Mercury Glass

PN: Polished Nickel



43765 OZ, PN
Hatteras Bay™ Pendant 1Lt
W. 11.50", H. 12"



43767 OZ, PN
Hatteras Bay™ Pendant 1Lt
W. 18", H. 16.75"



42436 AP, OZ
Sayre™ Mini Pendant 1Lt
W. 10", H. 8.50"



42437 AP, OZ
Sayre™ Pendant 1Lt
W. 12", H. 9.25"



2640 NI
Galaxie™ Pendant 1Lt
W. 22.25", H. 9.50"



2641 NI
Galaxie™ Mini Pendant 1Lt
W. 10", H. 5"



2643 NI
Galaxie™ Pendant 1Lt
W. 14", H. 6.25"



42798 OZ
Mini Pendant 1Lt
W. 9.50", H. 10.75"



11252 NI
Mini Pendant LED
W. 4", H. 9.25"



11305 NI
Mini Pendant LED
W. 4.50", H. 9.25"



11314 NI
Mini Pendant LED
W. 6", H. 9"



11301 NI
Mini Pendant LED
W. 7", H. 7.25"



3030 NI
Modena™ Mini Pendant 1Lt
W. 3.50", H. 6.75"



42384 AP, MIZ
Lacey™ Mini Pendant 1Lt
W. 6", H. 10.25"



42385 AP, MIZ
Lacey™ Pendant 4Lt
W. 20", H. 23.50"



42121 NI, OZ
Pendant/Semi Flush 3Lt
W. 20", H. 11.75"



42122 NI, OZ
Pendant/Semi Flush 3Lt
W. 24", H. 12.25"



42196 NI, OZ
Pendant 5Lt
W. 30", H. 12"



Downlights and Ceiling

Down a hallway, inside a closet or throughout a living space: Kichler offers you close-to-ceiling options that add critical navigation light and stylish interest. Our newest LED fixtures are nearly flush to the ceiling — creating the clean look of a recessed light without the extra installation steps needed for one.



Downlights and Ceiling

AP: Antique Pewter

CH: Chrome

NI: Brushed Nickel

NIA: Brushed Nickel with
Alabaster Swirl Glass

OZ: Olde Bronze®

TZ: Tannery Bronze™

WH: White

Note:

Codes ending in **B** are sold in bulk cases.

Codes ending in **27** are 2700K and those ending in **30** are 3000K.

*Energy Star and Title 24 Designations in process. Refer to Kichler.com.

Ⓢ Title 24



43855 WHLED30T
Horizon LED Downlight | Ⓢ
W. 6.50", Ext. .50"



43870 WHLED27, WHLED27B, WHLED30, WHLED30B
Horizon II LED Downlight | Ⓢ
W. 6.25", Ext. .75"



43848 NILED27, NILED27T, NILED30, NILED30T, OZLED27, OZLED27T, OZLED30, OZLED30T, WHLED27, WHLED27T, WHLED27TB, WHLED30, WHLED30T, WHLED30TB
Generation II LED Downlight | Ⓢ
W. 7.50", H. 1.25"



43846 WHLED27, WHLED27B, WHLED30, WHLED30B
Generation I LED Downlight
W. 7.50", H. 1.25"



43878 WHLED27, WHLED30
Small LED Downlight | Ⓢ*
W. 6", H. 1.25"



43883 NILED, OZLED
Flush Mount LED 13in
W. 13.25", H. 4.50"



42296 NI, OZ
Semi Flush 1Lt
W. 9.75", H. 10.75"



3122 NI, NIA, TZ
Semi Flush 3Lt
W. 15", H. 9.75"



3718 NI
Semi Flush 2Lt
W. 13", H. 10.50"



10755 WHLED
Flush Mount LED
W. 10.75", H. 4"



10760 WHLED
Flush Mount LED
W. 14", H. 4"



10761 WHLED
Flush Mount LED
W. 16", H. 4.25"



10763 NILED
Flush Mount LED
W. 11.50", H. 3"



10764 NILED
Flush Mount LED
W. 14.50", H. 3.75"



10765 NILED
Flush Mount LED
W. 17.75", H. 4.50"



10766 WHLED
Flush Mount LED
W. 10.75", H. 3.75"



10767 WHLED
Flush Mount LED
W. 13.50", H. 3.75"

Downlights and Ceiling

AP: Antique Pewter

CH: Chrome

NI: Brushed Nickel

NIA: Brushed Nickel with Alabaster Swirl Glass

OZ: Olde Bronze®

TZ: Tannery Bronze™

WH: White



10768 WHLED
Flush Mount LED
W. 16", H. 3.75"



10885 NI, NILED
Flush Mount
W. 13", H. 4.25"



10886 NI, NILED
Flush Mount
W. 17.25", H. 4.25"



8108 NI, OZ, TZ
Flush Mount 2Lt
W. 11.25", H. 6.25"



8109 NI, OZ, TZ
Flush Mount 2Lt
W. 13.25", H. 6"



8110 NI, OZ, TZ
Flush Mount 3Lt
W. 15.25", H. 7"



8111 AP, CH, NI, OZ
Flush Mount 2Lt
W. 11.25", H. 6.25"



8112 CH, NI, NILED, OZ, OZLED
Flush Mount 2Lt
W. 13.25", H. 6"



8116 CH, NI, NILED, OZ, OZLED
Flush Mount 3Lt
W. 15.25", H. 6.50"



8064 NI, TZ
Flush Mount 2Lt
W. 13.25", H. 6.25"



8065 NI, TZ
Flush Mount 3Lt
W. 15.25", H. 7.75"



8653 NI, TZ
Flush Mount 2Lt
W. 11.50", H. 6"



8654 NI, TZ
Flush Mount 2Lt
W. 13.25", H. 5.50"



8655 NI, TZ
Flush Mount 3Lt
W. 15.25", H. 6.25"



8880 NI
Flush Mount 1Lt
W. 10", H. 4.25"



8881 NI, N16, OZ, OZL16, WH, WHL16
Flush Mount 1Lt
W. 14", H. 4.75"



8882 NI
Flush Mount 2Lt
W. 16.50", H. 5.50"



210 WH
Flush Mount 2Lt
W. 12", H. 6.75"

Downlights and Ceiling

AP: Antique Pewter

CH: Chrome

NI: Brushed Nickel

NIA: Brushed Nickel with
Alabaster Swirl Glass

OZ: Olde Bronze®

TZ: Tannery Bronze™

WH: White



8102 WH
Flush Mount 2Lt
W. 9.25", H. 4.75"



209 NI, OZ, WH
Flush Mount 2Lt
W. 9", H. 5"



208 WH
Flush Mount 1Lt
W. 9", H. 5"



8206 NI
Flush Mount 1Lt
W. 7.50", H. 5"



206 NI, OZ, WH
Flush Mount 1Lt
W. 7.50", H. 5"



8209 NI
Flush Mount 2Lt
W. 9.25", H. 5.50"



216 WH
Flush Mount 1Lt
W. 5.75", H. 7"



7260 WH
Flush Mount 2Lt
W. 12", H. 5.50"



10301 WH, WHLED
Linear Ceiling 51in
W. 11.25", H. 4.75", L. 51.50"



10303 WH, WHLED
Linear Ceiling 51in
W. 16.75", H. 5", L. 51.50"



10315 WH, WHLED
Linear Ceiling 48in
W. 9", H. 3", L. 48"





Ceiling Fans

Functional options that are designed to perform: Kichler fans come in a variety of on-trend styles that match any size room or budget. Our options also feature finishes and design details that match many of our decorative families for a completely coordinated look. These highly efficient fixtures add value — creating more comfortable living spaces for homebuyers or renters.



Terna™

NI: Brushed Nickel

OBB: Oil Brushed Bronze™

TZP: Tannery Bronze™ Powder Coat

WH: White

WSP: Weathered Steel Powder Coat



300230 NI, OBB, WH
15" Terna™ LED

AIR PERFORMANCE		
AIRFLOW	POWER USAGE	AIRFLOW EFFICIENCY
359	32	11
Cubic Ft. Per Minute on High	Watts on High (Excludes Lights)	Cubic Ft. Per Minute Per Watt



310215 TZP, WSP
15" Terna™ LED Patio Indoor/Outdoor

AIR PERFORMANCE		
AIRFLOW	POWER USAGE	AIRFLOW EFFICIENCY
351	33	11
Cubic Ft. Per Minute on High	Watts on High (Excludes Lights)	Cubic Ft. Per Minute Per Watt

Note: Due to the unique design and airflow pattern of this fan, the airflow information data is approximate.

Monarch™ II

BAP: Burnished Antique Pewter

DBK: Distressed Black

OBB: Oil Brushed Bronze™

OZ: Olde Bronze®

TZ: Tannery Bronze™

WCP: Weathered Copper Powder Coat

WZC: Weathered Zinc



339013 BAP, OBB, TZ
52" Monarch™ II

AIR PERFORMANCE		
AIRFLOW	POWER USAGE	AIRFLOW EFFICIENCY
4889	73	67
Cubic Ft. Per Minute on High	Watts on High (Excludes Lights)	Cubic Ft. Per Minute Per Watt



339213 BAP, OBB, OZ
52" Monarch™ II Select

AIR PERFORMANCE		
AIRFLOW	POWER USAGE	AIRFLOW EFFICIENCY
4903	72	68
Cubic Ft. Per Minute on High	Watts on High (Excludes Lights)	Cubic Ft. Per Minute Per Watt



310103 DBK, WCP, WZC
52" Monarch™ II Patio Indoor/Outdoor

AIR PERFORMANCE		
AIRFLOW	POWER USAGE	AIRFLOW EFFICIENCY
5532	82	68
Cubic Ft. Per Minute on High	Watts on High (Excludes Lights)	Cubic Ft. Per Minute Per Watt

Vassar™

NI: Brushed Nickel

OZ: Olde Bronze®

WH: White



330002 NI, OZ, WH
52" Vassar™ LED

AIR PERFORMANCE		
AIRFLOW	POWER USAGE	AIRFLOW EFFICIENCY
4811	59	81
Cubic Ft. Per Minute on High	Watts on High (Excludes Lights)	Cubic Ft. Per Minute Per Watt



330000 NI, OZ, PN
52" Lucian™ LED

AIR PERFORMANCE		
AIRFLOW	POWER USAGE	AIRFLOW EFFICIENCY
5356	72	75
Cubic Ft. Per Minute on High	Watts on High (Excludes Lights)	Cubic Ft. Per Minute Per Watt

Lucian™

NI: Brushed Nickel

OZ: Olde Bronze®

PN: Polished Nickel

Starkk™

MWH: Matte White
 NBR: Natural Brass
 NI: Brushed Nickel
 OZ: Olde Bronze®
 PN: Polished Nickel



330171 MWH, NBR, NI, OZ, PN
 42" Starkk™ LED

AIR PERFORMANCE		
AIRFLOW	POWER USAGE	AIRFLOW EFFICIENCY
3482	47	74
Cubic Ft. Per Minute on High	Watts on High (Excludes Lights)	Cubic Ft. Per Minute Per Watt



330174 MWH, NBR, NI, OZ, PN
 52" Starkk™ LED

AIR PERFORMANCE		
AIRFLOW	POWER USAGE	AIRFLOW EFFICIENCY
4051	54	75
Cubic Ft. Per Minute on High	Watts on High (Excludes Lights)	Cubic Ft. Per Minute Per Watt

Terra™

BAP: Burnished Antique Pewter
 MWH: Matte White
 NI: Brushed Nickel
 OBB: Oil Brushed Bronze™



330247 BAP, MWH, NI, OBB
 52" Terra™

AIR PERFORMANCE		
AIRFLOW	POWER USAGE	AIRFLOW EFFICIENCY
4593	71	65
Cubic Ft. Per Minute on High	Watts on High (Excludes Lights)	Cubic Ft. Per Minute Per Watt



330248 BAP, MWH, NI, OBB
 52" Terra™ Select

AIR PERFORMANCE		
AIRFLOW	POWER USAGE	AIRFLOW EFFICIENCY
5283	69	77
Cubic Ft. Per Minute on High	Watts on High (Excludes Lights)	Cubic Ft. Per Minute Per Watt

Bowen™

MWH: Matte White
 NI: Brushed Nickel
 OZ: Olde Bronze®



330242 MWH, NI, OZ
 52" Bowen™

AIR PERFORMANCE		
AIRFLOW	POWER USAGE	AIRFLOW EFFICIENCY
4411	67	66
Cubic Ft. Per Minute on High	Watts on High (Excludes Lights)	Cubic Ft. Per Minute Per Watt



330243 MWH, NI, OZ
 60" Bowen™

AIR PERFORMANCE		
AIRFLOW	POWER USAGE	AIRFLOW EFFICIENCY
5190	67	78
Cubic Ft. Per Minute on High	Watts on High (Excludes Lights)	Cubic Ft. Per Minute Per Watt

Motu™

MWH: Matte White
 NI: Brushed Nickel
 SBK: Satin Black



330010 MWH, NI, SBK
 60" Motu™

AIR PERFORMANCE		
AIRFLOW	POWER USAGE	AIRFLOW EFFICIENCY
10,253	100	103
Cubic Ft. Per Minute on High	Watts on High (Excludes Lights)	Cubic Ft. Per Minute Per Watt



339529 MWH, WCP, WSP
 52" Arkwet™ Patio Indoor/Outdoor

AIR PERFORMANCE		
AIRFLOW	POWER USAGE	AIRFLOW EFFICIENCY
4180	49	86
Cubic Ft. Per Minute on High	Watts on High (Excludes Lights)	Cubic Ft. Per Minute Per Watt

Arkwet™

MWH: Matte White
 WCP: Weathered Copper Powder Coat
 WSP: Weathered Steel Powder Coat

Canfield™

BSS: Brushed Stainless Steel

DBK: Distressed Black

MWH: Matte White

NI: Brushed Nickel

NBR: Natural Brass

OBB: Oil Brushed Bronze™

SBK: Satin Black

SNW: Satin Natural White

TZ: Tannery Bronze™

TZP: Tannery Bronze™ Powder Coat

WCP: Weathered Copper Powder Coat

WH: White

WSP: Weathered Steel Powder Coat



300103 NI, OBB, WH
30" Canfield™
Indoor/Outdoor

AIR PERFORMANCE		
AIRFLOW	POWER USAGE	AIRFLOW EFFICIENCY
2439	40	61
Cubic Ft. Per Minute on High	Watts on High (Excludes Lights)	Cubic Ft. Per Minute Per Watt



300107 NI, OBB, WH
44" Canfield™

AIR PERFORMANCE		
AIRFLOW	POWER USAGE	AIRFLOW EFFICIENCY
4230	61	69
Cubic Ft. Per Minute on High	Watts on High (Excludes Lights)	Cubic Ft. Per Minute Per Watt



300117 BSS, DBK, MWH, NBR, NI, OBB, SNW, TZ, WH
52" Canfield™

AIR PERFORMANCE		
AIRFLOW	POWER USAGE	AIRFLOW EFFICIENCY
4868	66	74
Cubic Ft. Per Minute on High	Watts on High (Excludes Lights)	Cubic Ft. Per Minute Per Watt



330013 MWH, NI, OBB
52" Canfield™ Pro LED

AIR PERFORMANCE		
AIRFLOW	POWER USAGE	AIRFLOW EFFICIENCY
4966	66	76
Cubic Ft. Per Minute on High	Watts on High (Excludes Lights)	Cubic Ft. Per Minute Per Watt



300188 DBK, NI, OBB, WH
60" Canfield™ XL

AIR PERFORMANCE		
AIRFLOW	POWER USAGE	AIRFLOW EFFICIENCY
8060	82	98
Cubic Ft. Per Minute on High	Watts on High (Excludes Lights)	Cubic Ft. Per Minute Per Watt



310192 SBK, TZP, WSP, WCP, WH
52" Canfield™ Patio
Indoor/Outdoor

AIR PERFORMANCE		
AIRFLOW	POWER USAGE	AIRFLOW EFFICIENCY
5481	71	78
Cubic Ft. Per Minute on High	Watts on High (Excludes Lights)	Cubic Ft. Per Minute Per Watt

Todo™

BSS: Brushed Stainless Steel

SBK: Satin Black

WH: White

Enduro™

ANS: Antique Satin Silver

CMO: Coffee Mocha

MWH: Matte White



330025 BSS, SBK, WH
56" Todo™

AIR PERFORMANCE		
AIRFLOW	POWER USAGE	AIRFLOW EFFICIENCY
8666	91	95
Cubic Ft. Per Minute on High	Watts on High (Excludes Lights)	Cubic Ft. Per Minute Per Watt



310145 ANS, CMO, MWH
52" Enduro™
Indoor/Outdoor

AIR PERFORMANCE		
AIRFLOW	POWER USAGE	AIRFLOW EFFICIENCY
5116	65	79
Cubic Ft. Per Minute on High	Watts on High (Excludes Lights)	Cubic Ft. Per Minute Per Watt

Sutter Place

AP: Antique Pewter

MWH: Matte White

OBB: Oil Brushed Bronze™

OZ: Olde Bronze®

SNW: Satin Natural White



339011 AP, MWH, OBB, OZ, SNW
52" Sutter Place

AIR PERFORMANCE		
AIRFLOW	POWER USAGE	AIRFLOW EFFICIENCY
3979	49	81
Cubic Ft. Per Minute on High	Watts on High (Excludes Lights)	Cubic Ft. Per Minute Per Watt



339400 AP, MWH, OBB, OZ
52" Sutter Place Premier

AIR PERFORMANCE		
AIRFLOW	POWER USAGE	AIRFLOW EFFICIENCY
3915	48	82
Cubic Ft. Per Minute on High	Watts on High (Excludes Lights)	Cubic Ft. Per Minute Per Watt



339211 AP, MWH, OBB, OZ, SNW
52" Sutter Place Select

AIR PERFORMANCE		
AIRFLOW	POWER USAGE	AIRFLOW EFFICIENCY
3832	49	79
Cubic Ft. Per Minute on High	Watts on High (Excludes Lights)	Cubic Ft. Per Minute Per Watt

Basics

NI, NI7: Brushed Nickel

SBK: Satin Black

SNB: Satin Natural Bronze

SNW: Satin Natural White

WH: White



404 NI7, SNB, SNW
52" Basics

AIR PERFORMANCE		
AIRFLOW	POWER USAGE	AIRFLOW EFFICIENCY
3778	57	66
Cubic Ft. Per Minute on High	Watts on High (Excludes Lights)	Cubic Ft. Per Minute Per Watt



403 NI7, SNB, SNW
52" Basics Select

AIR PERFORMANCE		
AIRFLOW	POWER USAGE	AIRFLOW EFFICIENCY
3893	62	63
Cubic Ft. Per Minute on High	Watts on High (Excludes Lights)	Cubic Ft. Per Minute Per Watt



402 NI7, SNB, SNW
52" Basics Premier

AIR PERFORMANCE		
AIRFLOW	POWER USAGE	AIRFLOW EFFICIENCY
3863	57	66
Cubic Ft. Per Minute on High	Watts on High (Excludes Lights)	Cubic Ft. Per Minute Per Watt



401 NI, SBK, SNB, WH
52" Basics Patio
Indoor/Outdoor

AIR PERFORMANCE		
AIRFLOW	POWER USAGE	AIRFLOW EFFICIENCY
4286	56	75
Cubic Ft. Per Minute on High	Watts on High (Excludes Lights)	Cubic Ft. Per Minute Per Watt

Renew™

BSS: Brushed Stainless Steel

MWH: Matte White

NI: Brushed Nickel

OBB: Oil Brushed Bronze™

OBBU: Oil Brushed Bronze™
with Umber Glass

SGD: Sterling Gold

SBK: Satin Black

TZ: Tannery Bronze™

TZP: Tannery Bronze™ Powder Coat

WH: White



330100 BSS, MWH, NI, OBB, SGD, TZ, WH
50" Renew™

AIR PERFORMANCE		
AIRFLOW	POWER USAGE	AIRFLOW EFFICIENCY
4596	66	69
Cubic Ft. Per Minute on High	Watts on High (Excludes Lights)	Cubic Ft. Per Minute Per Watt



339240 BSS, MWH, NI, OBB, OBBU, TZ, WH,
50" Renew™ Premier

AIR PERFORMANCE		
AIRFLOW	POWER USAGE	AIRFLOW EFFICIENCY
4438	69	64
Cubic Ft. Per Minute on High	Watts on High (Excludes Lights)	Cubic Ft. Per Minute Per Watt



330110 BSS, MWH, NI, OBB, OBBU, SGD, TZ, WH
50" Renew™ Select

AIR PERFORMANCE		
AIRFLOW	POWER USAGE	AIRFLOW EFFICIENCY
4443	69	64
Cubic Ft. Per Minute on High	Watts on High (Excludes Lights)	Cubic Ft. Per Minute Per Watt



330103 NI, OBB, OBBU, WH
50" Renew™ Select CFL

AIR PERFORMANCE		
AIRFLOW	POWER USAGE	AIRFLOW EFFICIENCY
4657	67	69
Cubic Ft. Per Minute on High	Watts on High (Excludes Lights)	Cubic Ft. Per Minute Per Watt



339515 MWH, SBK, TZP, WH
52" Renew™ Patio
Indoor/Outdoor

AIR PERFORMANCE		
AIRFLOW	POWER USAGE	AIRFLOW EFFICIENCY
4870	67	73
Cubic Ft. Per Minute on High	Watts on High (Excludes Lights)	Cubic Ft. Per Minute Per Watt



339516 MWH, SBK, TZP, WH
52" Renew™ Select Patio
Indoor/Outdoor

AIR PERFORMANCE		
AIRFLOW	POWER USAGE	AIRFLOW EFFICIENCY
5409	68	80
Cubic Ft. Per Minute on High	Watts on High (Excludes Lights)	Cubic Ft. Per Minute Per Watt

Ceiling Fan Light Kits & Remotes

ANS: Antique Satin Silver

AP: Antique Pewter

CMO: Coffee Mocha

DBK: Distressed Black

MUL: Multicolor

MWH: Matte White

NBR: Natural Brass

NI: Brushed Nickel

OBB: Oil Brushed Bronze™

OZ: Olde Bronze®

SBK: Satin Black

SGD: Sterling Gold

SNB: Satin Natural Bronze

SNW: Satin Natural White

TZ: Tannery Bronze™

TZP: Tannery Bronze™
Powder Coat

WCP: Weathered Copper
Powder Coat

WSP: Weathered Steel
Powder Coat

WH: White



338050 ANS, CMO, DBK, SBK, SNW, TZP, WCP, WSP, WH
Outdoor Wet Light Kit



338200 AP, DBK, MWH, NBR, NI, OBB, SGD, SNB, SNW, TZ, WH
11.5" D Low Profile LED Light Kit



380020 ANS, CMO, MWH, NI, OBB, SBK, SNB, TZP, WH
Universal Low Profile 11.5" D.
(2) E11 50W JD Halogen Lamps



380030 MUL
10" D Low Profile LED Light Kit



380031 MUL
13" D Low Profile LED Light Kit



380032 MUL
10" D Low Profile LED Light Kit



380033 MUL
13" D Low Profile LED Light Kit



380930 MUL
11.5" D Low Profile LED Light Kit



380931 MUL
11.5" D Low Profile LED Light Kit



380120 MWH, NI, OBB, OZ, SNB, SNW, TZP, WH
8.8" D Low Profile Light Kit
(2) E11 50W JD Halogen Lamps



337001 WH
Remote Control System - Basic
Receiver Included In Kit



371042 MUL
AC Control Systems
Receiver Included in Kit
Limited Full Function



371045 MUL
AC Control Systems
Receiver Included in Kit
Full Function



Indoor Lighting Systems

Bring dark areas into the light with a Kichler lighting system for cabinets, alcoves and more. A must over kitchen counters, these systems also enhance the value of a property when used throughout a home: consider bathroom night lighting, basement entertainment areas, or as an accent to highlight a decorative feature, like a tray ceiling.



UNDER CABINET LIGHTING 4U Series LED

A low-profile design, durable finish and gently diffused light output make these LED fixtures a true value — ideal for a variety of applications, from single-family homes to multi-unit structures.



Textured Bronze Finish



Textured White Finish


ITEM	FINISH	COLOR TEMP.	L	W	H	LUMENS	LIGHT SOURCE	ADDITIONAL INFO
4U27K08	BZT, WHT	2700K	8	4.5	1.1	175	4W LED	90 CRI, Dimmable
4U27K12	BZT, WHT	2700K	12	4.5	1.1	250	6W LED	90 CRI, Dimmable
4U27K22	BZT, WHT	2700K	22	4.5	1.1	485	10W LED	90 CRI, Dimmable
4U27K30	BZT, WHT	2700K	30	4.5	1.1	650	14W LED	90 CRI, Dimmable

ITEM	FINISH	COLOR TEMP.	L	W	H	LUMENS	LIGHT SOURCE	ADDITIONAL INFO
4U30K08	BZT, WHT	3000K	8	4.5	1.1	175	4W LED	90 CRI, Dimmable
4U30K12	BZT, WHT	3000K	12	4.5	1.1	250	6W LED	90 CRI, Dimmable
4U30K22	BZT, WHT	3000K	22	4.5	1.1	485	10W LED	90 CRI, Dimmable
4U30K30	BZT, WHT	3000K	30	4.5	1.1	650	14W LED	90 CRI, Dimmable

*Contact manufacturer for details.

6U Series LED

Take the guesswork out of choosing the right lighting: the two-in-one 6U Series LED from Kichler allows you to choose a warm or pure white light with the flip of a switch. You get variety and customization that can change easily to enhance your decor in different ways throughout the day. It's a beautiful end effect that always works — with whatever countertop, paint or cabinet colors you have in your workspace.



Textured Bronze Finish



Textured Nickel Finish



Textured White Finish

ITEM	FINISH	COLOR TEMP.	L	W	H	LUMENS	LIGHT SOURCE	ADDITIONAL INFO
6UCSK08	BZT, NIT, WHT	2700K & 3000K	8	4.2	1.1	270	7W LED	90 CRI, Dimmable
6UCSK12	BZT, NIT, WHT	2700K & 3000K	12	4.2	1.1	400	9W LED	90 CRI, Dimmable
6UCSK22	BZT, NIT, WHT	2700K & 3000K	22	4.2	1.1	735	16W LED	90 CRI, Dimmable
6UCSK30	BZT, NIT, WHT	2700K & 3000K	30	4.2	1.1	1000	19W LED	90 CRI, Dimmable

Measurements shown in inches. GREEN Denotes Energy Efficient

Title 24

Lamp Included

LED

Direct Wire Fluorescent

Kichler direct wire fluorescent fixtures combine the energy efficiency of fluorescent bulbs with the convenience of traditional incandescent fixtures.



White Finish

ITEM	FINISH	COLOR TEMP.	L	W	H	LIGHT SOURCE	ADDITIONAL INFO
10041	WH	2700K Equivalent	12.25	3.5	1	8W T5 Fluorescent Lamp	☑ On-Off Switch
10042	WH	2700K Equivalent	21.5	3.5	1	13W T5 Fluorescent Lamp	☑ On-Off Switch
10043	WH	2700K Equivalent	34.5	3.5	1	21W T5 Fluorescent Lamp	☑ On-Off Switch
10044	WH	2700K Equivalent	46.5	3.5	1	28W T5 Fluorescent Lamp	☑ On-Off Switch

Accessories

Kichler offers an array of durable cables and connectors to create an interconnected evenly powered under cabinet system design.

- BK: Black
- WH: White
- SI: Silver



10570 BK, WH
Wire Module
7.75" L x 2.625" W x 1" H



10571 BK, WH
9" Interconnect Cable



10572 BK, WH
14" Interconnect Cable



10573 BK, WH
21" Interconnect Cable



10588 SI
Duplex BX Cable Connector



10589 SI
Connector for NM & BX Cable



6UCORD BK, WH
60" Under Cabinet Interconnect
Prong Cord

Note:

4U and 6U models can install as a direct wire or interconnected -- utilize interconnect accessories for front-of-cabinet installations.

Fluorescent, 4U and 6U models each come with NM & BX connector 10589

LED TAPE LIGHTING
4TL Series
12V LED



4TL Series

A low voltage design and the ability to cut to 2" increments makes the 4TL Series ideal for short runs and smaller spaces, like lining shelves or cabinets.

WH: White

ITEM	FINISH	COLOR TEMP.	L	WATTS	OUTPUT	LUMENS	CRI	ADDITIONAL INFO
4T116S27	WH	2700K	16"	24	1.5W/ft.	120-140/ft.	90	16' max. linear run length, Cuttable every 2"
4T1100S27	WH	2700K	100"		1.5W/ft.	120-140/ft.	90	16' max. linear run length, Cuttable every 2"
4T116H27	WH	2700K	16"	48	3W/ft.	210-260/ft.	90	16' max. linear run length, Cuttable every 2"
4T1100H27	WH	2700K	100"		3W/ft.	210-260/ft.	90	16' max. linear run length, Cuttable every 2"

ITEM	FINISH	COLOR TEMP.	L	WATTS	OUTPUT	LUMENS	CRI	ADDITIONAL INFO
4T116S30	WH	3000K	16"	24	1.5W/ft.	120-140/ft.	90	16' max. linear run length, Cuttable every 2"
4T1100S30	WH	3000K	100"		1.5W/ft.	120-140/ft.	90	16' max. linear run length, Cuttable every 2"
4T116H30	WH	3000K	16"	48	3W/ft.	210-260/ft.	90	16' max. linear run length, Cuttable every 2"
4T1100H30	WH	3000K	100"		3W/ft.	210-260/ft.	90	16' max. linear run length, Cuttable every 2"

ITEM	FINISH	COLOR TEMP.	L	WATTS	OUTPUT	LUMENS	CRI	ADDITIONAL INFO
4T116S50	WH	5000K	16"	24	1.5W/ft.	120-140/ft.	90	16' max. linear run length, Cuttable every 2"
4T1100S50	WH	5000K	100"		1.5W/ft.	120-140/ft.	90	16' max. linear run length, Cuttable every 2"
4T116H50	WH	5000K	16"	48	3W/ft.	210-260/ft.	90	16' max. linear run length, Cuttable every 2"
4T1100H50	WH	5000K	100"		3W/ft.	210-260/ft.	90	16' max. linear run length, Cuttable every 2"

Note:
 Standard or High Output available.

Build a System

To build a complete lighting system, select from the following: Product (Tape Light or Accent Discs) + Power Supply (page 68) + Leads and Interconnects (page 67).

6TL Series 24V LED

Choose your color temperature, your ideal wattage and more. The 6TL Series brings a lengthy run of illumination to a variety of dry locations and features 3M™ adhesive backing for secure placement, every time.

BK: Black
WH: White



6TL Series

ITEM	FINISH	COLOR TEMP.	L	WATTS	OUTPUT	LUMENS	CRI	ADDITIONAL INFO
6T116S24	BK, WH	2400K	16"	24	1.5W/ft.	120-145/ft.	90	32' max. linear run length, Cuttable every 4"
6T120H24	BK, WH	2400K	20"	60	3W/ft.	215-270/ft.	90	16' max. linear run length, Cuttable every 4"

ITEM	FINISH	COLOR TEMP.	L	WATTS	OUTPUT	LUMENS	CRI	ADDITIONAL INFO
6T116S27	BK, WH	2700K	16"	24	1.5W/ft.	120-145/ft.	90	32' max. linear run length, Cuttable every 4"
6T1100S27	BK, WH	2700K	100"		1.5W/ft.	120-145/ft.	90	32' max. linear run length, Cuttable every 4"
6T120H27	BK, WH	2700K	20"	60	3W/ft.	215-270/ft.	90	20' max. linear run length, Cuttable every 4"
6T1100H27	BK, WH	2700K	100"		3W/ft.	215-270/ft.	90	20' max. linear run length, Cuttable every 4"

ITEM	FINISH	COLOR TEMP.	L	WATTS	OUTPUT	LUMENS	CRI	ADDITIONAL INFO
6T116S30	BK, WH	3000K	16"	24	1.5W/ft.	120-145/ft.	90	32' max. linear run length, Cuttable every 4"
6T1100S30	BK, WH	3000K	100"		1.5W/ft.	120-145/ft.	90	32' max. linear run length, Cuttable every 4"
6T120H30	BK, WH	3000K	20"	60	3W/ft.	215-270/ft.	90	20' max. linear run length, Cuttable every 4"
6T1100H30	BK, WH	3000K	100"		3W/ft.	215-270/ft.	90	20' max. linear run length, Cuttable every 4"

ITEM	FINISH	COLOR TEMP.	L	WATTS	OUTPUT	LUMENS	CRI	ADDITIONAL INFO
6T116S50	BK, WH	5000K	16"	24	1.5W/ft.	120-145/ft.	90	32' max. linear run length, Cuttable every 4"
6T1100S50	BK, WH	5000K	100"		1.5W/ft.	120-145/ft.	90	32' max. linear run length, Cuttable every 4"
6T120H50	BK, WH	5000K	20"	60	3W/ft.	215-270/ft.	90	20' max. linear run length, Cuttable every 4"
6T1100H50	BK, WH	5000K	100"		3W/ft.	215-270/ft.	90	20' max. linear run length, Cuttable every 4"

Note:

Standard or High Output available.

Build a System

To build a complete lighting system, select from the following: Product (Tape Light or Accent Discs) + Power Supply (page 68) + Leads and Interconnects (page 67).

LED TAPE LIGHTING
DAMP LOCATION

6TL Series 24V LED



6TL Series
Damp Location

Kichler damp LED tape is engineered to perform in areas with moisture exposure. Use behind a bathroom vanity, near a kitchen sink or outdoors in covered areas — such as in a gazebo or roofed patio.

WH: White

ITEM	FINISH	COLOR TEMP.	L	WATTS	OUTPUT	LUMENS	CRI	ADDITIONAL INFO
6T210S24	WH	3000K	10'	15	1.5W/ft.	100/ft.	90	32' max. linear run length, Cuttable every 4"
6T216S24	WH	3000K	16'	24	1.5W/ft.	100/ft.	90	32' max. linear run length, Cuttable every 4"
6T210H24	WH	3000K	10'	30	3W/ft.	170/ft.	90	20' max. linear run length, Cuttable every 4"
6T220H24	WH	3000K	20'	60	3W/ft.	170/ft.	90	20' max. linear run length, Cuttable every 4"

Note:

Standard or High Output available.

● Damp-Rated

ACCENT LIGHTING

4D Series 12V LED

Get a stunning 190 lumens of output with just 4 Watts of power: the Kichler LED accent disc delivers a pure and softly diffused infusion of light inside cabinetry as a decorative accent.



4D Series
Textured Black Finish



4D Series
Textured Bronze Finish



4D Series
Textured Nickel Finish



4D Series
Textured White Finish

24V Coming Soon
Contact Customer
Care for details.

ITEM	FINISH	COLOR TEMP.	W	H	LUMENS	LIGHT SOURCE	ADDITIONAL INFO
4D12V27	BKT, BZT, NIT, WHT	2700K	2.7	0.6	190	4W LED	90 CRI, Dimmable
4D12V30	BKT, BZT, NIT, WHT	3000K	2.7	0.6	190	4W LED	90 CRI, Dimmable


Build a System

To build a complete lighting system, select from the following: Product (Tape Light or Accent Discs) + Power Supply (page 68) + Leads and Interconnects (page 67).

Hard Strips 24V LED

A rigid exterior and quick connect end-caps make Hard Strips easy to install in linear applications, such as behind a work of art. Plus, their low profile and light diffusing shell offer a versatile option for under cabinet and display lighting applications.

AL: Aluminum



Hard Strip

ITEM	FINISH	COLOR TEMP.	L	WATTS	OUTPUT	LUMENS	CRI	ADDITIONAL INFO
6HS27K06	AL	2700K	6"	2.7	2.7W	200-240/ft.	90	10' max. linear run length,
6HS27K12	AL	2700K	12"	4	4W	200-240/ft.	90	10' max. linear run length,

ITEM	FINISH	COLOR TEMP.	L	WATTS	OUTPUT	LUMENS	CRI	ADDITIONAL INFO
6HS30K06	AL	3000K	6"	2.7	2.7W	200-240/ft.	90	10' max. linear run length,
6HS30K12	AL	3000K	12"	4	4W	200-240/ft.	90	10' max. linear run length,

ITEM	FINISH	COLOR TEMP.	L	WATTS	OUTPUT	LUMENS	CRI	ADDITIONAL INFO
6HS50K06	AL	5000K	6"	2.7	2.7W	200-240/ft.	90	10' max. linear run length,
6HS50K12	AL	5000K	12"	4	4W	200-240/ft.	90	10' max. linear run length,

Build a System

To build a complete lighting system, select from the following: Product (Hard Strips) + Power Supply (page 68) + Leads and Interconnects (below).

HARD STRIPS 24V Supply Leads and Interconnects

WH: White



6HS1SL8 WH
8' Hard Strip Supply Lead



6HS1SL8DC WH
8' Hard Strip DC Jack Supply Lead



6HS1IC02 WH
2" Hard Strip Interconnect Cable



6HS1IC06 WH
6" Hard Strip Interconnect Cable



6HS1IC12 WH
12" Hard Strip Interconnect Cable



6HS1IC36 WH
36" Hard Strip Interconnect Cable



6HS1IC96 WH
96" Hard Strip
Interconnect Cable



6HS0CLIPS
Hard Strip Clips



6HS30CLIPS
Hard Strip
30 Degree Clips



6HS45CLIPS
Hard Strip
45 Degree Clips

Power Supplies

Whether you choose to hardwire your system or plug it in to an existing outlet, Kichler power supplies deliver consistent, reliable energy, helping to maintain the life of the lighting fixtures.

BK: Black

BKT: Textured Black



Plug-In Power Supply



Direct Wire Dimmable Power Supply

ITEM	FINISH	WATTS	INPUT	COMPATIBLE FIXTURES	ADDITIONAL INFO
4TP12V30	BK	30	120-240V	4TL Series 12V	Plug-in power supply, must be installed in dry location
4TP12V60	BK	60	120-240V	4D Series 12V, 4TL Series 12V	Plug-in power supply, must be installed in dry location
10190BK30	BK	30	120-240V	6TL Series 24V Dry & Damp, 6TL 24V RGB, Hard Strips 24V	Plug-in power supply, must be installed in dry location
10190BK48	BK	48	120-240V	6TL Series 24V Dry & Damp, 6TL 24V RGB, Hard Strips 24V	Plug-in power supply, must be installed in dry location
10190BK60	BK	60	120-240V	6TL Series 24V Dry & Damp, 6TL 24V RGB, Hard Strips 24V	Plug-in power supply, must be installed in dry location

ITEM	FINISH	WATTS	COMPATIBLE FIXTURES	ADDITIONAL INFO
4TD12V60	BKT	60	4TL Series 12V	Direct wire dimmable LED power supply
6TD24V60	BKT	60	6TL Series 24V Dry & Damp, 6TL 24V RGB, Hard Strips 24V	Direct wire dimmable LED power supply
6TD24V96	BKT	96	6TL Series 24V Dry & Damp, 6TL 24V RGB, Hard Strips 24V	Direct wire dimmable LED power supply

LED Driver + Dimmer

The Kichler all-in-one LED Driver + Dimmer simplifies your lighting systems installation. By integrating the driver with the dimmer switch, this one product can convert 120V AC to either 12V or 24V DC, as well as dim from 100% to 1%. Simply connect this one device to both your high voltage input and low voltage output, and install with a standard single gang box to the wall – saving time on installation.

ALM: Light Almond


BK: Black

BW: Brown

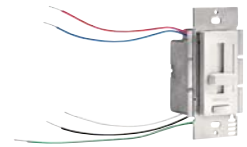
WH: White




1DDTRIM ALM, BK, BW, WH
LED Driver + Dimmer Trim Kit




4DD12V040 WH
4DD Series 12V LED Driver + Dimmer - 40W



4DD12V060 WH
4DD Series 12V LED Driver + Dimmer - 60W



6DD24V060 WH
6DD Series 24V LED Driver + Dimmer - 60W



6DD24V100 WH
6DD Series 24V LED Driver + Dimmer - 100W

LED TAPE Supply Leads and Interconnects

Connecting your low voltage system together requires the right supply leads and interconnect accessories. These allow you to link your tape to another run, to low voltage wire or to the power supply.

BK: Black
WH: White



DC Jack Supply Lead



Supply Lead,
No DC Connector

ITEM	FINISH	DESCRIPTION	LOCATION	COMPATIBLE FIXTURES
1SL2	BK, WH	2' DC jack supply lead	Dry	4TL Series 12V*, 6TL Series 24V
2SL2	WH	2' DC jack supply lead	Damp	6TL Series 24V Damp
1SL8	BK, WH	8' DC jack supply lead	Dry	4TL Series 12V*, 6TL Series 24V
2SL8	WH	8' DC jack supply lead	Damp	6TL Series 24V Damp
1SLW2	BK, WH	2' supply lead No DC connector	Dry	4TL Series 12V*, 6TL Series 24V
2SLW2	WH	2' supply lead No DC connector	Damp	6TL Series 24V Damp
1SLW8	BK, WH	8' supply lead No DC connector	Dry	4TL Series 12V*, 6TL Series 24V
2SLW8	WH	8' supply lead No DC connector	Damp	6TL Series 24V Damp

*4TL Series only available in White (WH)



Inline Splice
Dry



Inline Splice
Damp



Interconnect Cable

ITEM	FINISH	DESCRIPTION	LOCATION	COMPATIBLE FIXTURES
1C1	BK, WH	Inline Splice	Dry	4TL Series 12V*, 6TL Series 24V
2C1	WH	Inline Splice	Damp	6TL Series 24V Damp
1IC02	BK, WH	2" Interconnect	Dry	4TL Series 12V*, 6TL Series 24V
2IC02	WH	2" Interconnect	Damp	6TL Series 24V Damp
1IC06	BK, WH	6" Interconnect	Dry	4TL Series 12V*, 6TL Series 24V
2IC06	WH	6" Interconnect	Damp	6TL Series 24V Damp
1IC12	BK, WH	12" Interconnect	Dry	4TL Series 12V*, 6TL Series 24V
2IC12	WH	12" Interconnect	Damp	6TL Series 24V Damp
1IC36	BK, WH	36" Interconnect	Dry	4TL Series 12V*, 6TL Series 24V
2IC36	WH	36" Interconnect	Damp	6TL Series 24V Damp
1IC96	BK, WH	96" Interconnect	Dry	4TL Series 12V*, 6TL Series 24V
2IC96	WH	96" Interconnect	Damp	6TL Series 24V Damp

*4TL Series only available in White (WH)



Outdoor Collections

With Kichler outdoor options, you can add style and enhance nighttime safety with coordinated ease: entryways, driveways, pathways, decks, dining areas and more. Outdoor-rated chandeliers add drama, while on-trend finishes hold up to the elements. With more light comes more reasons to head outside — extending the function of single family backyards or community gathering areas well after dark.



Lyndon™

AZ: Architectural Bronze™

BA: Brushed Aluminum



49496 AZ, BA
Outdoor Wall 2Lt
W. 8", H. 18.25"



49444 AZ, BA
Outdoor Wall 1Lt
W. 5", H. 11.25"



49445 AZ, BA
Outdoor Wall 1Lt
W. 6", H. 15"



49446 AZ, BA
Outdoor Pendant 1Lt
W. 5", H. 9.50"



49447 AZ, BA
Outdoor Pendant 1Lt
W. 6", H. 11.75"



49497 AZ, BA
Outdoor Post 1Lt
W. 10", H. 20"



49498 AZ, BA
Outdoor Chandelier 5Lt
W. 24", H. 9.75"



49835 AZ, BA
Outdoor Linear Chandelier 6Lt
W. 17", H. 13.75", L. 36.75"

Salisbury™

BK: Black

RZ: Rubbed Bronze™

RZS: Rubbed Bronze™ with
Satin Etched Glass



9042 BK, RZ
Outdoor Wall 1Lt
W. 10", H. 24.25"



9039 BK, RZ
Outdoor Wall 1Lt
W. 6", H. 10.25"



9040 BK, RZ
Outdoor Wall 1Lt
W. 8", H. 19.50"



9041 BK, RZ
Outdoor Wall 1Lt
W. 8", H. 19.25"



9043 BK, RZ
Outdoor Wall 1Lt
W. 12", H. 29"



9099 BK, RZ
Outdoor Wall 4Lt
W. 15", H. 42", L. 20"



9843 BK, RZ
Outdoor Pendant 1Lt
W. 12", H. 24.75"



9848 BK, RZ, RZS
Outdoor Ceiling 2Lt
W. 13.50", H. 7.50"



9938 BK, RZ
Outdoor Post 1Lt
W. 10", H. 21.75"



9940 BK, RZ
Outdoor Post 1Lt
W. 12", H. 25.50"

Kirkwood™

BK: Black

TZ: Tannery Bronze™



9030 BK, TZ
Outdoor Wall 3Lt
W. 9.75", H. 21"



9028 BK, TZ
Outdoor Wall 1Lt
W. 6.50", H. 13"



9029 BK, TZ
Outdoor Wall 1Lt
W. 8.50", H. 17"



9810 BK, TZ
Outdoor Pendant 1Lt
W. 8.50", H. 18"



9918 BK, TZ
Outdoor Post 3Lt
W. 9.75", H. 23.50"

Kent™

BK: Black



49899 BKLED
Outdoor Wall LED
W. 7.75", H. 14.50"



49898 BKLED
Outdoor Wall LED
W. 7.75", H. 9.75"

Toman™

OZ: Olde Bronze®



49687 OZ, OZL16
Outdoor Wall 1Lt
W. 8", H. 13.50"



49686 OZ, OZL16
Outdoor Wall 1Lt
W. 6", H. 10.25"



49688 OZ, OZL16
Outdoor Wall 1Lt
W. 10", H. 20"



49689 OZ, OZL16
Outdoor Pendant 1Lt
W. 10", H. 21.25"



49690 OZ, OZL16
Outdoor Post 1Lt
W. 10", H. 22"

Suri CLIMATES™

BKT: Textured Black



49859 BKT
Outdoor Wall 1Lt
W. 9", H. 17.50"



49857 BKT
Outdoor Wall 1Lt
W. 5.50", H. 11.25"



49858 BKT
Outdoor Wall 1Lt
W. 7.75", H. 15.50"



49861 BKT
Outdoor Ceiling 1Lt
W. 5.50", H. 11"



49860 BKT
Outdoor Post 1Lt
W. 9", H. 20"

Capanna™

BK: Black

BKT: Textured Black



49926 BKT
Outdoor Wall 1Lt
W. 10.50", H. 16"



49924 BKT
Outdoor Wall 1Lt
W. 6.50", H. 10.25"



49925 BKT
Outdoor Wall 1Lt
W. 8.50", H. 13.25"



49927 BKT
Outdoor Post 1Lt
W. 10.50", H. 18.25"

Hugo

DBK: Distressed Black



49884 DBK
Outdoor Wall 1Lt
W. 9", H. 19"



49882 DBK
Outdoor Wall 1Lt
W. 5.25", H. 11"



49883 DBK
Outdoor Wall 1Lt
W. 7", H. 14.75"



49885 DBK
Outdoor Post 3Lt
W. 9", H. 20.25"

Yorke

BKT: Textured Black



49822 BKT
Outdoor Wall 1Lt
W. 10", H. 18.25"



49820 BKT
Outdoor Wall 1Lt
W. 6", H. 10.50"



49821 BKT
Outdoor Wall 1Lt
W. 8", H. 14.50"



49823 BKT
Outdoor Post 3Lt
W. 10", H. 23.50"

Walden

AZ: Architectural Bronze™

BKT: Textured Black



49551 AZLED, BKTLED
Indoor/Outdoor Wall 2Lt LED
W. 5", H. 12"



49550 AZLED, BKTLED
Indoor/Outdoor Wall 1Lt LED
W. 5", H. 7.25"

Shelby

AZT: Textured Architectural Bronze™



49253 AZTLED
Outdoor Wall 2Lt LED
W. 7.50", H. 11", L. 5.75"



49252 AZTLED
Outdoor Wall 1Lt LED
W. 5.25", H. 6", L. 4"

Tangier

OZ: Olde Bronze®



49842 OZ
Outdoor Wall 1Lt
W. 9.50", H. 17"



49840 OZ
Outdoor Wall 1Lt
W. 5.75", H. 10.25"



49841 OZ
Outdoor Wall 1Lt
W. 7.50", H. 13.50"



49844 OZ
Outdoor Pendant 1Lt
W. 9.50", H. 18.75"



49843 OZ
Outdoor Post 1Lt
W. 9.50", H. 19.75"

Beacon Square CLIMATES™

OZ: Olde Bronze®



49831 OZ
Outdoor Wall 1Lt
W. 9.50", H. 17.50"



49829 OZ
Outdoor Wall 1Lt
W. 6.50", H. 12"



49830 OZ
Outdoor Wall 1Lt
W. 8", H. 14.25"



49833 OZ
Outdoor Pendant 1Lt
W. 9.50", H. 18"



49832 OZ
Outdoor Post 1Lt
W. 9.50", H. 20.50"

Finn

BK: Black



49826 BK
Outdoor Wall 1Lt
W. 11", H. 16.25"



49824 BK
Outdoor Wall 1Lt
W. 7", H. 9.50"



49825 BK
Outdoor Wall 1Lt
W. 9", H. 13.25"



49828 BK
Outdoor Pendant 1Lt
W. 11", H. 17"



49827 BK
Outdoor Post 1Lt
W. 9", H. 23.25"

Harbor Bay

BK: Black



49919 BK
Outdoor Wall 1Lt
W. 9.50", H. 18.50"



49917 BK
Outdoor Wall 1Lt
W. 6", H. 12.25"



49918 BK
Outdoor Wall 1Lt
W. 8", H. 15.75"



49920 BK
Outdoor Post 1Lt
W. 9.50", H. 20.50"

Seaside™

BK: Black
NI: Brushed Nickel
OB: Olde Brick®
OZ: Olde Bronze®
WH: White



9142 BK, NI, OZ
Outdoor Wall 1Lt
W. 12", H. 16.50"



9021 BK, NI, OZ
Outdoor Wall 1Lt
W. 6", H. 7.50"



9022 BK, NI, OB, OZ, WH
Outdoor Wall 1Lt
W. 8", H. 12"



9023 BK, NI, OB, OZ
Outdoor Wall 1Lt
W. 10.25", H. 14.25"



2621 NI
Outdoor Pendant 1Lt
W. 8", H. 9.75"



2713 NI, OB
Outdoor Pendant 1Lt
W. 16", H. 13.25"

Admirals Cove™ CLIMATES™

BKT: Textured Black



49848 BKT
Outdoor Wall 1Lt
W. 10.25", H. 23.50"



49846 BKT
Outdoor Wall 1Lt
W. 6.25", H. 14.75"



49847 BKT
Outdoor Wall 1Lt
W. 8.25", H. 18.75"



49850 BKT
Outdoor Pendant 1Lt
W. 10.25", H. 20.50"



49849 BKT
Outdoor Post 1Lt
W. 10.25", H. 20.75"

Courtyard™

BKT: Textured Black

RZ: Rubbed Bronze™



9035 BKT, RZ
Outdoor Wall 3Lt
W. 12.25", H. 26.50"



9032 BKT, RZ
Outdoor Wall 1Lt
W. 6.25", H. 11"



9033 BKT, RZ
Outdoor Wall 1Lt
W. 8.25", H. 17.75"



9034 BKT, RZ
Outdoor Wall 3Lt
W. 10.25", H. 22.25"



9060 BKT, RZ
Outdoor Wall 3Lt
W. 13.50", H. 40.50"



9539 BKT, RZ
Outdoor Pendant 3Lt
W. 12.25", H. 21.50"



9538 BKT, RZ
Outdoor Ceiling 3Lt
W. 12.25", H. 6.25"



9533 BKT, RZ
Outdoor Post 3Lt
W. 12.25", H. 27"



9532 BKT, RZ
Outdoor Post 1Lt
W. 10.25", H. 23.75"

Embassy Row

OZ: Olde Bronze®



9785 OZ
Outdoor Wall 3Lt
W. 10.50", H. 21"



9783 OZ
Outdoor Wall 1Lt
W. 7", H. 10.75"



9784 OZ
Outdoor Wall 1Lt
W. 8.25", H. 14.75"



9885 OZ
Outdoor Pendant 3Lt
W. 10.50", H. 19.50"



9985 OZ
Outdoor Post 3Lt
W. 10.50", H. 20.75"

Fairfield

OZ: Olde Bronze®



49894 OZ
Outdoor Wall 1Lt
W. 9", H. 17.25"



49892 OZ
Outdoor Wall 1Lt
W. 6", H. 11"



49893 OZ
Outdoor Wall 1Lt
W. 7.50", H. 14.50"



49895 OZ
Outdoor Post 1Lt
W. 9", H. 19.25"

Turlee™

BKT: Textured Black



49656 BK
Outdoor Wall 1Lt
W. 9.50", H. 17.25"



49654 BK
Outdoor Wall 1Lt
W. 6", H. 11"



49655 BK
Outdoor Wall 1Lt
W. 8", H. 14.25"



49657 BK
Outdoor Post 1Lt
W. 9.50", H. 20.50"

Townhouse™

BK: Black

TZ: Tannery Bronze™



49185 BK, TZ
Outdoor Wall 3Lt
W. 12.25", H. 31"



9788 BK, TZ
Outdoor Wall 1Lt
W. 6.50", H. 11.75"



9789 BK, TZ
Outdoor Wall 1Lt
W. 7.25", H. 15.25"



9790 BK, TZ
Outdoor Wall 1Lt
W. 7.25", H. 21.50"



9791 BK, TZ
Outdoor Wall 1Lt
W. 9.25", H. 26.75"



9892 BK, TZ
Outdoor Pendant 1Lt
W. 9.50", H. 23.50"



9992 BK, TZ
Outdoor Post 1Lt
W. 9.25", H. 24"

Madison

BK: Black

TZ: Tannery Bronze™

WH: White



9655 BK, TZ
Outdoor Wall 1Lt
W. 9.25", H. 17"



10954 TZ
Outdoor Wall 1Lt Fluorescent
W. 9.25", H. 17"



9650 BK, TZ, WH
Outdoor Wall 1Lt
W. 8", H. 14.75"



9653 BK, TZ, WH
Outdoor Wall 1Lt
W. 8", H. 19.75"



9654 BK, TZ, WH
Outdoor Wall 1Lt W
W. 9.50", H. 22.75"



9805 BK, TZ, WH
Outdoor Pendant 1Lt
W. 9.25", H. 13.50"



9850 BK, TZ
Outdoor Ceiling 2Lt
W. 10.75", H. 7.25"



9956 BK, TZ
Outdoor Post 1Lt
W. 9.50", H. 21.50"

Barrie

BK: Black

TZ: Tannery Bronze™



9735 BK, TZ
Outdoor Wall 1Lt
W. 8", H. 15.50"



49183 BK, BKL16, TZ, TZL16
Outdoor Wall 1Lt
W. 6.25", H. 10.25"



49186 BK, BKL16, TZ, TZL16
Outdoor Wall 1Lt
W. 9.75", H. 18.75"



9736 BK, TZ
Outdoor Wall 1Lt
W. 8", H. 21.75"



9794 BK, BKL16, TZ, TZL16
Outdoor Wall 1Lt
W. 4.75", H. 8.50"



9835 BK, BKL16, TZ, TZL16
Outdoor Pendant 1Lt
W. 8", H. 13.50"



9935 BK, BKL16, TZ, TZL16
Outdoor Post 1Lt
W. 8", H. 16"



49187 BK, BKL16, TZ, TZL16
Outdoor Post 1Lt
W. 9.75", H. 18"

Chesapeake™

BK: Black

BKS: Black with Satin Etched Glass

TZ: Tannery Bronze™

WH: White



9774 BK, BKS, WH
Outdoor Wall 1Lt
W. 5.50", H. 10.25"



49255 BK, BKS, TZ, WH
Outdoor Wall 1Lt
W. 6.50", H. 17"



9776 BK, BKS, WH
Outdoor Wall 1Lt
W. 6.50", H. 11.75"



9777 BK, WH
Outdoor Wall 3Lt
W. 7.25", H. 14.75"



49256 BK, BKS, WH
Outdoor Post 1Lt
W. 6.50", H. 18"

Outdoor Wall

AZ: Architectural Bronze™

AZT: Textured Architectural Bronze™

BA: Brushed Aluminum

BK: Black

BKT: Textured Black

OZ: Olde Bronze®

SS: Stainless Steel

TZ: Tannery Bronze™

WH: White



11250 AZT30, BKT30
Outdoor Wall 1Lt LED
W. 5", H. 7"



11251 AZT30, BKT30
Outdoor Wall 1Lt LED
W. 5", H. 12", L. 6.50"



11077 AZT, BKT
Outdoor Wall 1Lt LED
W. 5", H. 5.50"



9095 AZ
Outdoor Wall 1Lt
W. 7", H. 12"



9234 AZ, BA, BK, WH
Indoor/Outdoor Wall 1Lt
W. 4.75", H. 7"



9236 AZ
Indoor/Outdoor Wall 1Lt
W. 6", H. 7.75"



9244 AZ, BA, BK, WH
Indoor/Outdoor Wall 2Lt
W. 4.75", H. 12"



9246 AZ, BA, BK, WH
Indoor/Outdoor Wall 2Lt
W. 6", H. 15"



10923 BK, TZ
Outdoor Wall 1Lt Fluorescent
W. 4.75", H. 9.50"

Outdoor Wall

AZ: Architectural Bronze™

AZT: Textured Architectural Bronze™

BA: Brushed Aluminum

BK: Black

BKT: Textured Black

OZ: Olde Bronze®

SS: Stainless Steel

TZ: Tannery Bronze™

WH: White



1148 BK, TZ, WH
Outdoor Wall 1Lt
W. 4.50", H. 7.50"



9611 BK, OZ, SS, TZ, WH
Outdoor Wall 1Lt
W. 5", H. 8.25"



9618 OZ, SS
Outdoor Wall 1Lt
W. 5.75", H. 10"



6051 AZ, WH
Outdoor Wall 1Lt
W. 6", H. 11.25"



6052 AZ, WH
Outdoor Wall 2Lt
W. 6", H. 11.25"

Outdoor Ceiling

BK: Black

TZ: Tannery Bronze™

WH: White



9834 WH
Indoor/Outdoor Ceiling 1Lt
W. 4.50", H. 8.50"



9859 BK, TZ
Outdoor Ceiling 1Lt
W. 7.25", H. 7.25"



9886 BK, TZ
Outdoor Ceiling 2Lt
W. 12", H. 7"



345 BK, TZ
Outdoor Ceiling 2Lt
W. 9.25", H. 5.25"



365 BK
Outdoor Ceiling 1Lt
W. 7.50", H. 5"

Outdoor Plastic Fixtures

BK: Black

WH: White



9320 BK, WH
Outdoor Ceiling 1Lt
W. 8.50", H. 5"



9322 BK, WH
Outdoor Ceiling 2Lt
W. 10.50", H. 5.50"

Accessories

- BK: Black
- OB: Olde Brick®
- OZ: Olde Bronze®
- PB: Polished Brass
- WH: White
- WZC: Weathered Zinc



9530 BK, OB, OZ, PB, WH, WZC
Accessory Pedestal Adaptor
W. 7", H. 3.50"



9534 BK
Accessory Lens
W. 4.75", H. 1"



9536 BK
Accessory Lens
W. 6", H. .75"



9544 BK
Accessory Baffle
W. 4.50", H. 2.50"



9546 BK
Accessory Baffle
W. 6", H. 2.50"

Address Light

BKT: Textured Black

CLR: Clear



43800 BKT
Address Light Xenon
W. 2.50", H. 7", L. 12.25"



43800 BKTLED
LED Address Light
W. 2.50", H. 7", L. 12.25"



4300
Number 0 Panel
W. 2.25", H. 5", L. .25"



4301
Number 1 Panel
W. 2.25", H. 5", L. .25"



4302
Number 2 Panel
W. 2.25", H. 5", L. .25"



4303
Number 3 Panel
W. 2.25", H. 5", L. .25"



4304
Number 4 Panel
W. 2.25", H. 5", L. .25"



4305
Number 5 Panel
W. 2.25", H. 5", L. .25"



4306
Number 6 Panel
W. 2.25", H. 5", L. .25"



4307
Number 7 Panel
W. 2.25", H. 5", L. .25"



4308
Number 8 Panel
W. 2.25", H. 5", L. .25"



4309
Number 9 Panel
W. 2.25", H. 5", L. .25"



4310
Full Size Blank Panel
W. 2.25", H. 5", L. .25"



4311
Set of 2 Half Size Blank Panels
W. 2.25", H. 5", L. .25"



4355 CLR
5W (WEDS)
W. .50", H. 1"



4381
Transformer
W. 2.75", H. 2.50", L. 2"
Optional: Necessary only when doorbell transformer unavailable for installation. 16V Output

Landscape Lighting Path & Spread

Decorative fixtures and finish options deliver architectural beauty for any home style, while adding essential light around walkways, entryways, patios and more.

AZT: Textured Architectural Bronze™

BBR: Bronze Brass

BKT: Textured Black

CBR: Centennial Brass

CO: Copper



15820 AZT, AZT27, BBR, BBR27, CO, CO27
Llena™ LED Path Light



15478 CBR
Solid Brass Traditional Path Light



15470 AZT, BKT, CBR
6" Dome Path Light

Landscape Lighting Accent Light

Accent trees, create silhouettes and illuminate dramatic features with our most versatile fixtures. Our newest options feature Variable Lumen Output (VLO) technology – allowing you to get three lumen choices, from one fixture, for incredible flexibility in the field.

AZT: Textured Architectural Bronze™

BKT: Textured Black

CBR: Centennial Brass

WHT: Textured White

Product numbers ending with **27** have a color temperature of 2700K, products ending in **30** are 3000K.



16015 AZT27, AZT30, BKT27, BKT30, CBR27, CBR30, WHT27, WHT30
LED Small 15° Spot with VLO



16016 AZT27, AZT30, BKT27, BKT30, CBR27, CBR30, WHT27, WHT30
LED Small 35° Flood with VLO



16017 AZT27, AZT30, BKT27, BKT30, CBR27, CBR30, WHT27, WHT30
LED Small 60° Wide Flood with VLO



16018 AZT27, AZT30, BKT27, BKT30, CBR27, CBR30, WHT27, WHT30
LED Large 15° Spot with VLO



16019 AZT27, AZT30, BKT27, BKT30, CBR27, CBR30, WHT27, WHT30
LED Large 35° Flood with VLO



16020 AZT27, AZT30, BKT27, BKT30, CBR27, CBR30, WHT27, WHT30
LED Large 60° Wide Flood with VLO



15483 CBR
MR8 Micro Accent Light



15484 CBR
MR11 Small Accent Light



15475 CBR
6" Solid Brass Accent Light



15476 CBR
Solid Brass Mini Wall Wash Accent Light

Landscape Lighting Deck & Patio

Decorative and functional, our integrated deck and patio lights are optimized for all-weather performance and deliver clean, even light.

AZT: Textured Architectural Bronze™

BBR: Bronze Brass

BKT: Textured Black

CO: Copper

GRY: Gray

SD: Sand

TZT: Textured Tannery Bronze™

WHT: Textured White



16111 AZT27, AZT30, BKT27, BKT30, TZT27, TZT30
Four Corner LED Deck Light



16110 AZT27, AZT30, BBR27, BBR30, BKT27, BKT30, CO27, CO30, GRY27, GRY30, SD27, SD30
Fundamentals™ LED Deck Light



15764 AZT27R, AZT30R, BBR27R, BBR30R, WHT27R, WHT30R
Half Moon LED Deck Light

Transformers and Accessories

Powerful and reliable options that can drive any professional landscape lighting system – from a simple lighting application to a sophisticated design.

BK: Black

SS: Stainless Steel

WH: White



15CS150 SS
150W Transformer



15556 WH
Digital Transformer Timer





15565 BK
Plug-In Transformer Photocell


INDEX

SYMBOL GUIDE and NOTES

SYMBOL GUIDE

- D Diameter
- Ext Extension
- H Height
- L Length
- W Width
-  2016 Title 24, Part 6 is a document that contains the California Building Energy Efficiency Standards for Residential and Nonresidential Buildings as regulated by the California Energy Commission. Products marked with this logo have been found to meet the requirements stated in 2016 Title 24, Part 6. For more information, visit www.energy.ca.gov/title24. For more information on Kichler products that meet the requirements, visit www.kichler.com.

 Damp Rating: Used in sheltered areas that are protected from direct contact with rain, snow or excessive moisture.

 Wet Rating: Suitable for direct contact with rain, snow or excessive moisture (such as fog or ocean spray).

 Incandescent Lamp included

 Integrated LED

GREEN Denotes Energy Efficient

Iconography:

-  1: LED Light Kit
-  2: Damp-Rated
-  3: Wet-Rated
-  4: ENERGY STAR®



Kichler® is a member of the American Lighting Association (ALA), a trade association representing the residential lighting and ceiling fan industries in the United States and Canada. Its membership includes leading lighting and fan manufacturers, showrooms (retailers), manufacturers representatives and designers. ALA members are dedicated to providing the public with the proper application of quality residential lighting.

NOTES

- Bulbs not included unless otherwise noted.
- Wattages stated are the maximum recommended, however, you may use lower wattage lamps to suit your lighting needs. Some recommended lamps are not available in the maximum allowable wattage.
- All electrical products are rated as 120-volt, AC unless otherwise noted.
- All electrical products are certified and listed to UL/CSA/ETL Standards for use in U.S.A. and Canada except where noted.
- All products featured in the outdoor section are certified and listed to UL/CSA/ETL standards for wet location except where noted.
- All chain drop products equipped with at least 72" H. of chain unless otherwise noted.
- Many long life tungsten halogen capsule lamps are now available as alternates to conventional incandescent light bulbs. The halogen capsule lamps may be used to replace any lamp of a higher wattage, but not to exceed the existing specified maximum wattage, i.e., 72W may replace a 75W.
- On some products, in order to accommodate higher than normal ceiling height, extra lead wire is supplied and specified. With additional sections of chain or stems (not included), this allows an added measure of design flexibility.
- Finishes for fixtures installed outdoors are subject to change due to prolonged exposure to sunlight, airborne pollutants and other forms of weathering.
- To serve you better, Kichler® reserves the right to make improvements to products in this catalog. Therefore, some products may change during the life of the catalog and the product information contained in this catalog may also have changed.

CONNECT WITH US



- Like us: [facebook.com/Kichler.Lighting](https://www.facebook.com/Kichler.Lighting)
- Follow us: twitter.com/KichlerLight
- Watch us: [youtube.com/KichlerLighting](https://www.youtube.com/KichlerLighting)
- Join us: [houzz.com/pro/KichlerLighting/Kichler](https://www.houzz.com/pro/KichlerLighting/Kichler)
- Find us: [pinterest.com/KichlerStyle](https://www.pinterest.com/KichlerStyle)
- Follow us: [instagram.com/KichlerLighting](https://www.instagram.com/KichlerLighting)

Kichler
7711 East Pleasant Valley Road
P.O. Box 318010
Cleveland, Ohio 44131-8010
U.S.A.

CONSUMER NOTICE

Federal Legislation to phase out 100 watt Incandescent Bulbs started January 2012

The federal government enacted the Energy Independence and Security Act of 2007 in December 2007, requiring all general-purpose light bulbs that produce 310-2600 lumens of light be 30% more energy efficient (similar to current halogen lamps) than current incandescent bulbs by 2014. The efficiency standards started with 100 watt bulbs in January 2012 and will end with 40 watt bulbs in January 2014.

Light bulbs outside of this range are exempt from the restrictions (historically, less than 40 watts or more than 150 watts). Also exempt are several classes of specialty lights, including appliance lamps, rough service bulbs, 3-way, colored lamps, and plant lights.

By 2020, a second tier of restrictions would become effective; which requires all general-purpose bulbs to produce at least 45 lumens per watt (similar to current CFLs). Exempt from the Act are reflector flood, 3-way, candelabra, colored, and other specialty bulbs.

Many Governments worldwide have passed measures to prohibit the sale of incandescent light bulbs for general lighting. The aim is to encourage use of more energy efficient lighting alternatives, such as compact fluorescent lamps (CFLs) and LED lamps.

References: www.energy.senate.gov

We go to great lengths to assure the metal and glass finishes shown in the catalog match the actual products, but printing variations and variations in chemical finishes and the nature of hand applied finishing will cause some differences between the printed images and actual product, and from one product to another.

We use only non-ferrous materials on the exterior parts of our outdoor lantern products, and use the best available weather-resistant finishes. However, due to some extreme environmental conditions such as acid rain, salt air and ultraviolet exposure, we cannot guarantee our exterior finishes, with the exception of our LifeBrite® lanterns.

Due to environmental conditions such as soil acidity, concrete alkalinity and other corrosive soil and air conditions, we cannot guarantee our direct burial posts.

INDEX

ABBREVIATION KEY

ABBREVIATION - DESCRIPTION

AB	Antique Brass
AL	Aluminum
ALM	Light Almond
ANS	Antique Satin Silver
AP	Antique Pewter
AUB	Auburn
AZ	Architectural Bronze™
AZT	Textured Architectural Bronze™
BA	Brushed Aluminum
BAP	Burnished Antique Pewter
BBR	Bronze Brass
BK	Black
BKS	Black with Satin Etched Glass
BKT	Textured Black
BPT	Brushed Pewter
BSS	Brushed Stainless Steel
BZT	Textured Bronze
CBR	Centennial Brass
CH	Chrome
CHCLR	Chrome with Clear Glass
CHS	Chrome with Satin Etched Glass
CLP	Classic Pewter
CMO	Coffee Mocha
CO	Copper
DAG	Distressed Antique Gray
DBK	Distressed Black
GRY	Gray
MBK	Matte Black
MDW	Mediterranean Walnut™
MIZ	Mission Bronze™
MUL	Multicolor
MWH	Matte White
NBR	Natural Brass
NI	Brushed Nickel
NIA	Brushed Nickel with Alabaster Swirl Glass
NICS	Brushed Nickel with Clear Seeded Glass
NIMER	Brushed Nickel with Mercury Glass

ABBREVIATION - DESCRIPTION

NIS	Brushed Nickel with Satin Etched Glass
NIT	Textured Nickel
NIW	Brushed Nickel with Satin Etched White Glass
OB	Olde Brick®
OBB	Oil Brushed Bronze™
OBBU	Oil Brushed Bronze™ with Umber Glass
OZ	Olde Bronze®
OZCLR	Olde Bronze® with Clear Glass
OZCP	Olde Bronze® with Champagne Glass
OZCS	Olde Bronze® with Clear Seeded Glass
OZMER	Olde Bronze® with Mercury Glass
OZS	Olde Bronze® with Satin Etched Glass
OZW	Olde Bronze® with Satin Etched White Glass
PB	Polished Brass
PN	Polished Nickel
RZ	Rubbed Bronze™
SBK	Satin Black
SD	Sand
SGD	Sterling Gold
SNB	Satin Natural Bronze
SNBU	Satin Natural Bronze with Umber Glass
SNW	Satin Natural White
SS	Stainless Steel
TZ	Tannery Bronze™
TZP	Tannery Bronze™ Powder Coat
TZS	Tannery Bronze™ with Satin Etched Glass
TZT	Textured Tannery Bronze™
WCP	Weathered Copper Powder Coat
WH	White
WHT	Textured White
WSP	Weathered Steel Powder Coat
WZC	Weathered Zinc

INDEX

ACCESSORIES

CHAINS

Chains may be ordered in 3' lengths to supplement existing chain supplied with Kichler® fixtures. To order additional chain, look for the chain recommendations listed for fixtures requiring chain.

STANDARD GAUGE

2996 AB Antique Brass
2996 BPT Brushed Pewter
2996 NIP Painted Brushed Nickel
2996 TZ Tannery Bronze™
2979 PB Polished Brass

HEAVY GAUGE

4901 BPT Brushed Pewter
4901 TZ Tannery Bronze™

EXTRA HEAVY

4908 NIP Painted Brushed Nickel
4908 TZ Tannery Bronze™

OUTDOOR BRASS

4927 TZ Tannery Bronze™

DECORATIVE

4905 TZ Tannery Bronze™
4915 TZ Tannery Bronze™
4917 TZ Tannery Bronze™

MULTI MINI PENDANT HANGER

Kichler has adapted the Suspender bar for ceiling mount application. It's easy and so versatile - simply suspend 2 or 3 mini-pendants, even mini chandeliers, for a look that works over a kitchen island, breakfast nook - almost anywhere.

4900 TZ Tannery Bronze™

GROUNDING CONVENIENCE OUTLET

49952 BK Black

STEM SEGMENTS

To increase the fixture overall length to a maximum of 5-stem segments you may order:

.5" W., 6" H. Length

2998 AB Antique Brass
2998 BPT Brushed Pewter
2998 TZ Tannery Bronze™

.5" W., 12" H. Length

2999 NIP Painted Brushed Nickel
2999 TZ Tannery Bronze™

.625" W., 6" H. Length

4934 NI Brushed Nickel

.625" W., 12" H. Length

4935 BPT Brushed Pewter

LED RETROFIT CEILING ADAPTOR

4145 LED Retrofit Ceiling Adapter for 43845 WHLED
4146 LED Retrofit Ceiling Adapter for 43846 WHLED

FLOURESCENT LAMPS

4014 Replacement Bulb 26W
4025 Replacement Bulb PLC13
4026 Replacement Bulb PLC18
4029 Replacement Bulb 55W
4033 Ballast Anti Turn 13W
4035 Ballast Circline 55W
4044 Replacement Bulb One Piece
4045 Replacement Bulb One Piece
4051 Replacement Bulb 18W Squat GU24
4074 Replacement Bulb 11W Spiral SBCFL

GU24

4075 Replacement Bulb Quad Tube SBCFLPL
4089 Replacement Bulb 32W Circline
4090 Replacement Bulb 40W Circline
4094 Replacement Bulb 14W

OUTDOOR POSTS

9501 BK Black
9501 WH White
9502 BK Black
9505 AZ Architectural Bronze™
9506 AZ Architectural Bronze™
9506 BK Black
9506 TZ Tannery Bronze™
9595 AGZ Aged Bronze
9595 BK Black
9595 BST Brown Stone
9595 OZ Olde Bronze®
49904 BK Black
49907 AZ Architectural Bronze™
49907 BK Black
49907 WH White
49914 AZ Architectural Bronze™
49914 BK Black

INDEX

INDOOR

ITEM ID	PAGE	ITEM ID	PAGE	ITEM ID	PAGE
206 NI, OZ, WH	50	3293 NI, OZ	24	6322 NI, TZ	16
208 WH	50	3299 NI, NIL16, OZS, OZSL16	25	6323 NI, TZ	16
209 NI, OZ, WH	50	3345 NI	26	6324 NI, TZ	16
210 WH	49	3348 NI	26	6520 NI, OZ	39
216 WH	50	3349 NI	26	6719 NI, TZ	16
623 CH, NI	39	3384 NI, NIL16, OZ, OZL16	15	7260 WH	50
624 CH, NI	39	3475 NI, OZ	28	7772 NI, OZ	28
625 CH, NI	39	3476 NI, OZ	23	8043 NI, NIL16, OZS, OZSL16	25
626 CH, NI	39	3482 NI, NIL16, OZ, OZL16	15	8064 NI, TZ	16
628 CH, NI	39	3497 NI, NIL16, OZS, OZSL16	25	8064 NI, TZ	49
1671 NI, OZ	28	3502 NI, TZ	16	8065 NI, TZ	16
1672 NI, OZ	28	3623 NI, OZ, TZ	16	8065 NI, TZ	49
1673 NI, OZ	28	3674 NI, OZ	28	8102 WH	50
1674 NI, OZ	28	3677 NI, OZ	28	8108 NI, OZ, TZ	49
1675 NI, OZ	28	3681 NI, NIL16, OZ, OZL16	15	8109 NI, OZ, TZ	49
1687 NI, OZ	28	3694 NIW, NIWL16, OZW, OZWL16	17	8110 NI, OZ, TZ	49
1748 NI	26	3718 NI	48	8111 AP, CH, NI, OZ	49
1770 NI, TZ	36	3797 CH, CHL16, NI, NIL16, OZS, OZSL16	25	8112 CH, NI, NILED, OZ, OZLEDR	49
1783 NI, NIL16, OZ, OZL16	15	3898 NI, NIL16, OZS, OZSL16	25	8116 CH, NI, NILED, OZ, OZLEDR	49
1784 NI, NIL16, OZ, OZL16	15	5003 CH, NI, TZ	38	8206 NI	50
1788 NI, NIL16, OZ, OZL16	15	5017 CH, NI, TZ	39	8209 NI	50
1873 NI, OZ	28	5018 CH, NI, TZ	39	8653 NI, TZ	49
1894 NI, NIL16, OZS, OZSL16	25	5019 CH, NI, TZ	39	8654 NI, TZ	49
1896 NI, NIL16, OZS, OZSL16	25	5076 CH, NI, OZ	28	8655 NI, TZ	49
1897 NI, NIL16, OZS, OZSL16	25	5077 CH, NI, OZ	28	8880 NI	49
2019 NI, TZ	16	5078 CH, NI, OZ	28	8881 NI, NIL16, OZ, OZL16, WH, WHL16	49
2020 AB, NI, TZ	16	5079 CH, NI, OZ	28	8882 NI	49
2021 NI, TZ	16	5085 CH, NI, OZ	28	10301 WH, WHLED	50
2022 NI, TZ	22	5096 NI, NIL16, OZS, OZSL16	25	10303 WH, WHLED	50
2031 NI, TZ	16	5097 CH, CHL16, NI, NIL16, OZS, OZSL16	25	10315 WH, WHLED	50
2076 NI, OZ	23	5098 CH, CHL16, NI, NIL16, OZS, OZSL16	25	10689 WH	39
2077 NI, OZ	23	5099 CH, CHL16, NI, NIL16, OZS, OZSL16	25	10755 WHLED	48
2093 NI, OZ	24	5294 NI, OZ	24	10760 WHLED	48
2343 NI, OZ	24	5334 CHS, NIS, TZS	39	10761 WHLED	48
2344 NI, OZ	24	5336 CHS, NIS, TZS	38	10763 NILED	48
2345 NI, OZ	24	5337 CHS, NIS, TZS	38	10764 NILED	48
2346 NI, OZ	24	5338 CHS, NIS, TZS	38	10765 NILED	48
2347 NI, OZ	24	5339 CHS, NIS, TZS	38	10766 WHLED	48
2520 NI, TZ	16	5388 NI, NIL16, OZ, OZL16	15	10767 WHLED	48
2523 NI, TZ	16	5389 NI, NIL16, OZ, OZL16	15	10768 WHLED	49
2640 NI	45	5390 NI, NIL16, OZ, OZL16	15	10885 NI, NILED	49
2641 NI	45	5391 NI, NIL16, OZ, OZL16	15	10886 NI, NILED	49
2643 NI	45	5447 CH, NI, OZ	26	11141 NILED	38
2664 OZ, PN	44	5448 CH, NI, OZ	26	11142 NILED	38
2665 OZ, PN,	44	5449 CH, NI, OZ	26	11143 NILED	38
2666 OZ, PN	44	5991 CH, NI, OZ	23	11144 NILED	38
2682 OZ, PN	44	5992 CH, NI, OZ	23	11146 NILED	38
2691 OZ, PN	44	5993 CH, NI, OZ	23	11147 NILED	38
2693 NI, OZ	24	5994 CH, NI, OZ	23	11148 NILED	38
2702 NI, TZ	22	6121 CH, NI	39	11149 NILED	38
2771 NI, TZ	16	6122 CH, NI	38	11150 NILED	38
2943 NI, OZ	24	6123 CH, NI	38	11151 NILED	38
3030 NI	45	6124 CH, NI	38	11252 NI	45
3122 NI, NIA, TZ	48	6144 NI, OZ	24	11301 NI	45
3275 NI, OZ	28			11305 NI	45
3277 NI, OZ	23			11314 NI	45

INDEX

INDOOR – Continued

ITEM ID	PAGE	ITEM ID	PAGE	ITEM ID	PAGE
42044 CH, NIMER, OZ, OZMER	42	43076 NI, NIL16, OZ, OZL16	17	43639 NI, NIL16, OZ, OZL16	23
42046 CH, NICS, OZ, OZCS	42	43077 NI, NIL16, OZ, OZL16	17	43640 NI, NIL16, OZ, OZL16	23
42047 CH, OZ	42	43127 NBR	44	43641 NI, NIL16, OZ, OZL16	23
42121 NI, OZ	45	43139 AP, MIZ	31	43664 NI, NIL16, OZ, OZL16	19
42122 NI, OZ	45	43149 AP, MIZ	31	43665 NI, NIL16, OZ, OZL16	19
42141 CHCLR, NICS, OZCLR, OZCS	42	43150 AP, MIZ	31	43666 NI, NIL16, OZ, OZL16	19
42167 NIMER, OZMER	42	43151 AP, MIZ	31	43668 NI, NIL16, OZ, OZL16	19
42190 NI, OZ	42	43152 AP, MIZ	31	43669 NI, NIL16, OZ, OZL16	19
42196 NI, OZ	45	43153 AP, MIZ	31	43670 NI, OZ	21
42198 CH, OZ	42	43154 AP, MIZ	31	43671 NI, OZ	21
42296 NI, OZ	48	43155 NI, NIL16, OZ, OZL16	33	43672 NI, OZ	21
42328 NICS, OZCS	42	43156 NI, NIL16, OZ, OZL16	33	43674 NI, OZ	21
42329 NICS, OZCS	42	43158 NI, NIL16, OZ, OZL16	33	43675 NI, OZ	21
42384 AP, MIZ	45	43159 NI, NIL16, OZ, OZL16	33	43691 NI, OZ	21
42385 AP, MIZ	45	43162 NI, NIL16, OZ, OZL16	33	43692 NI, OZ	21
42436 AP, OZ	45	43163 NI, NIL16, OZ, OZL16	33	43693 NI, OZ	21
42437 AP, OZ	45	43164 NI, NIL16, OZ, OZL166	33	43764 OZ, PN	44
42456 CHCLR, OZCLR, OZCP	42	43165 NI, OZ	33	43765 OZ, PN	45
42475 CHCLR, NIMER, OZCLR, OZMER	42	43166 NI, OZ	33	43767 OZ, PN	45
42549 CLP, OZ	44	43167 NI, OZ	33	43846 WHLED27, WHLED27B, WHLED30, WHLED30B	48
42557 BPT, OZ	14	43169 NI, NIL16, OZ, OZL16	33	43848 NILED27, NILED27T, NILED30, NILED30T, OZLED27, OZLED27T, OZLED30, OZLED30T, WHLED27, WHLED27T, WHLED27TB, WHLED30, WHLED30T, WHLED30TB	48
42559 BPT, OZ	14	43170 NI, NIL16, OZ, OZL16	33	43850 CH, NI, OZ	44
42561 BPT, OZ	14	43185 AUB, DAG	27	43851 CH, NI, OZ	44
42562 BPT, OZ	14	43186 AUB, DAG	27	43852 CH, NI, OZ	44
42563 BPT, OZ	14	43189 AUB, DAG	27	43853 CH, NI, OZ	44
42565 NI, OZ	30	43190 AUB, DAG	27	43855 WHLED30T	48
42566 NI, OZ	30	43191 AUB, DAG	27	43870 WHLED27, WHLED27B, WHLED30, WHLED30B	48
42568 NI, OZ	30	43192 NI, NIL16, OZ, OZL16	33	43878 WHLED27, WHLED30	48
42591 NI, OZ	30	43193 AUB, DAG	27	43883 NILED27, OZLED27	48
42798 OZ	45	43194 AP, MIZ	31	43922 NI, NIL16, OZ, OZL16	18
42869 NI, OZ	29	43223 NI, OZ	34	43923 NI, NIL16, OZ, OZL16	18
42877 NI, OZ	29	43224 NI, OZ	34	43924 NI, NIL16, OZ, OZL16	18
42878 NI, OZ	29	43225 NI, OZ	34	43925 NI, NIL16, OZ, OZL16	18
42879 NI, OZ	20	43226 NI, OZ	34	43926 NI, NIL16, OZ, OZL16	18
42880 NI, OZ	20	43227 NI, OZ	34	43927 NI, NIL16, OZ, OZL16	18
42881 NI, OZ	20	43230 NI, OZ	34	43937 NI, NIL16, OZ, OZL16	36
42882 NI, OZ	20	43232 NI, OZ	34	43938 NI, NIL16, OZ, OZL16	36
42883 NI, OZ	20	43234 NI, OZ	34	43939 NI, NIL16, OZ, OZL16	36
42884 NI, OZ	20	43391 AP, OZ	32	43940 NI, OZ	36
42885 NI, OZ	20	43392 AP, OZ	32	43941 NI, NIL16, OZ, OZL16	36
42890 NI, OZ	29	43393 AP, OZ	32	43945 CLP, NBR	14
42891 NI, OZ	29	43394 AP, OZ	32	43946 CLP, NBR	14
42900 NI, NIL16, OZ, OZL16	35	43394 AP, OZ	32	43947 CLP, NBR	14
42901 NI, NIL16, OZ, OZL16	35	43435 AUB, CLP	44	43948 CLP, NBR	14
42903 NI, NIL16, OZ, OZL16	35	43457 CLP, OZ	29	43949 CLP, NBR	14
42903 NI, NIL16, OZ, OZL16	35	43503 NI, NIL16, OZ, OZL16	17	43953 NI, OZ	42
42905 NI, NIL16, OZ, OZL16	35	43504 NI, NIL16, OZ, OZL16	17	43954 NI, OZ	42
42906 NI, NIL16, OZ, OZL16	35	43506 NI, NIL16, OZ, OZL16	17	43955 NI, OZ	42
42907 NI, NIL16, OZ, OZL16	35	43511 NI, NIL16, OZ, OZL16	17	43958 NBR	44
43057 CLP, OZ	29	43512 NI, NIL16, OZ, OZL16	17	43982 BK	44
43058 CLP, OZ	29	43551 CLP, NBR	44		
43059 CLP, OZ	29	43624 NI	42		
43060 CLP, OZ	29	43625 NI	42		
43073 NI, NIL16, OZ, OZL16	17	43627 NI	42		
43074 NI, NIL16, OZ, OZL16	17	43629 NI	42		
43075 NI, NIL16, OZ, OZL16	17	43637 NI, NIL16, OZ, OZL16	23		
		43638 NI, NIL16, OZ, OZL16	23		

INDEX

INDOOR – Continued

ITEM ID	PAGE	ITEM ID	PAGE	ITEM ID	PAGE
43983 BK	44	45376 CH, CHL16, NI, NIL16, OZ, OZL16	17	45638 CH, CHL16, NI, NIL16, OZ, OZL16	23
43984 BK	44	45377 CH, CHL16, NI, NIL16, OZ, OZL16	17	45639 CH, CHL16, NI, NIL16, OZ, OZL16	23
43992 AP, OZ	27	45421 NI, OZ	34	45640 CH, CHL16, NI, NIL16, OZ, OZL16	23
43993 AP, OZ	27	45422 NI, OZ	34	45688 NI, OZ	29
43994 AP, OZ	27	45423 NI, OZ	34	45689 NI, OZ	29
43995 CH, NI, OZ	26	45424 NI, OZ	34	45690 NI, OZ	29
43996 CH, NI, OZ	26	45449 AP, MIZ	31	45732 NI	39
43997 CH, NI, OZ	26	45450 AP, MIZ	31	45733 NI	39
43998 CH, NI, OZ	26	45451 AP, MIZ	31	45745 CLP, NBR	14
43999 CH, NI, OZ	26	45452 AP, MIZ	31	45746 CLP, NBR	14
44015 WZC	39	45457 CH, CLP, OZ	29	45747 CLP, NBR	14
44029 NI, OZ	22	45458 CH, OZ	29	45748 CLP, NBR	14
44030 NI, OZ	22	45459 CH, OZ	29	45881 NI, OZ	20
44031 NI, OZ	22	45460 CH, OZ	29	45882 NI, OZ	20
44032 NI, OZ	22	45495 CH, NI, OZ	26	45883 NI, OZ	20
44033 NI, OZ	22	45496 CH, NI, OZ	26	45884 NI, OZ	20
44050 NI, OZ	18	45497 CH, NI, OZ	26	45885 NI, OZ	22
44051 NI, OZ	18	45498 CH, NI, OZ	26	45886 NI, OZ	22
44052 NI, OZ	18	45504 NI, NIL16, OZ, OZL16	17	45887 NI, OZ	22
44053 NI, OZ	18	45512 NI, NIL16, OZ, OZL16	17	45888 NI, OZ	18
44054 NI, OZ	18	45513 NI, NIL16, OZ, OZL16	17	45889 NI, OZ	18
44058 OZ	30	45514 NI, NIL16, OZ, OZL16	17	45890 NI, OZ	18
44059 OZ	30	45568 NI, NIL16, OZ, OZL16	19	45891 NI, OZ	18
44060 OZ	30	45569 NI, NIL16, OZ, OZL16	19	45892 NI, OZ	15
44063 NI, OZ	15	45570 NI, NIL16, OZ, OZL16	19	45893 NI, OZ	15
44064 NI, OZ	15	45571 NI, NIL16, OZ, OZL16	19	45894 NI, OZ	15
44065 NI, OZ	15	45572 CH, NI, OZ	21	45895 NI, OZ	15
44066 NI, OZ	15	45573 CH, NI, OZ	21	45901 NI, NIL16, OZ, OZL16	35
44195 MBK	27	45574 CH, NI, OZ	21	45902 NI, NIL16, OZ, OZL16	35
44196 MBK	27	45575 CH, NI, OZ	21	45903 NI, NIL16, OZ, OZL16	35
44197 MBK	27	45576 NI, OZ	29	45904 NI, NIL16, OZ, OZL16	35
45054 NI, NIL16, OZ, OZL16	33	45590 AP, OZ	27	45910 NI, OZ	22
45055 NI, NIL16, OZ, OZL16	33	45591 AP, OZ	27	45921 NI, NIL16, OZ, OZL16	18
45056 NI, NIL16, OZ, OZL16	33	45592 AP, OZ	27	45922 NI, NIL16, OZ, OZL16	18
45358 BPT, CH, OZ	14	45593 AP, OZ	27	45923 NI, NIL16, OZ, OZL16	18
45359 BPT, CH, OZ	14	45595 AP, OZ	32	45924 NI, NIL16, OZ, OZL16	18
45360 BPT, CH, OZ	14	45596 AP, OZ	32	45938 NI, NIL16, OZ, OZL16	36
45361 BPT, CH, OZ	14	45597 AP, OZ	32	45939 NI, NIL16, OZ, OZL16	36
45374 CH, CHL16, NI, NIL16, OZ, OZL16	17	45598 AP, OZ	32	45940 NI, NIL16, OZ, OZL16	36
45375 CH, CHL16, NI, NIL16, OZ, OZL16	17	45637 CH, CHL16, NI, NIL16, OZ, OZL16	23	45941 NI, NIL16, OZ, OZL16	36

CEILING FANS

ITEM ID	PAGE	ITEM ID	PAGE	ITEM ID	PAGE
401 NI, SBK, SNB, WH	57	310145 ANS, CMO, MWH	56	330110 BSS, MWH, NI, OBB, OBBU, SGD, TZ, WH	58
402 NI7, SNB, SNW	57	310192 SBK, TZP, WSP, WCP, WH	56	330171 MWH, NBR, NI, OZ, PN	55
403 NI7, SNB, SNW	57	310215 TZP, WSP	54	330174 MWH, NBR, NI, OZ, PN	55
404 NI7, SNB, SNW	57	330000 NI, OZ, PN	54	330243 MWH, NI, OZ	55
300103 NI, OBB, WH	56	330002 NI, OZ, WH	54	330247 BAP, MWH, NI, OBB	55
300107 NI, OBB, WH	56	330010 MWH, NI, SBK	55	330248 BAP, MWH, NI, OBB	55
300117 BSS, DBK, MWH, NBR, NI, OBB, SNW, TZ, WH	56	330013 MWH, NI, OBB	56	337001 WH	59
300188 DBK, NI, OBB, WH	56	330025 BSS, SBK, WH	56	338050 ANS, CMO, DBK, SBK, SNW, TZP, WCP, WSP, WH	59
300230 NI, OBB, WH	54	330100 BSS, MWH, NI, OBB, SGD, TZ, WH	58		
310103 DBK, WCP, WZC	54	330103 NI, OBB, OBBU, WH	58		

INDEX

CEILING FANS – Continued

ITEM ID	PAGE	ITEM ID	PAGE	ITEM ID	PAGE
338200 AP, DBK, MWH, NBR, NI, OBB, SGD, SNB, SNW, TZ, WH	59	339515 MWH, SBK, TZP, WH	58	380031 MUL	59
339011 AP, MWH, OBB, OZ, SNW	57	339516 MWH, SBK, TZP, WH	58	380032 MUL	59
339013 BAP, OBB, TZ	54	339529 MWH, WCP, WSP	55	380033 MUL	59
339211 AP, MWH, OBB, OZ, SNW	57	371042 MUL	59	380120 MWH, NI, OBB, OZ, SNB, SNW, TZP, WH	59
339213 BAP, OBB, OZ	54	371045 MUL	59	380930 MUL	59
339240 BSS, MWH, NI, OBB, OBBU, TZ, WH,	58	380020 ANS, CMO, MWH, NI, OBB, SBK, SNB, TZP, WH	59	380931 MUL	59
339400 AP, MWH, OBB, OZ	57	380030 MUL	59		

INDOOR LIGHTING SYSTEMS

ITEM ID	PAGE	ITEM ID	PAGE	ITEM ID	PAGE
10041	63	4DD12V040 WH	68	6HS27K12	67
10042	63	4DD12V060 WH	68	6HS30CLIPS	67
10043	63	4T1100H27	64	6HS30K06	67
10044	63	4T1100H30	64	6HS30K12	67
10570 BK, WH	63	4T1100H50	64	6HS45CLIPS	67
10571 BK, WH	63	4T1100S27	64	6HS50K06	67
10572 BK, WH	63	4T1100S30	64	6HS50K12	67
10573 BK, WH	63	4T1100S50	64	6T1100H27	65
10588 SI	63	4T116H27	64	6T1100H30	65
10589 SI	63	4T116H30	64	6T1100H50	65
10190BK30	68	4T116H50	64	6T1100S27	65
10190BK48	68	4T116S27	64	6T1100S30	65
10190BK60	68	4T116S30	64	6T1100S50	65
1C1	69	4T116S50	64	6T116S24	65
1DDTRIM ALM, BK, BW, WH	68	4TD12V60	68	6T116S27	65
1IC02	69	4TP12V30	68	6T116S30	65
1IC06	69	4TP12V60	68	6T116S50	65
1IC12	69	4U27K08	62	6T120H24	65
1IC36	69	4U27K12	62	6T120H27	65
1IC96	69	4U27K22	62	6T120H30	65
1SL2	69	4U27K30	62	6T120H50	65
1SL8	69	4U30K08	62	6T210H24	66
1SLW2	69	4U30K12	62	6T210S24	66
1SLW8	69	4U30K22	62	6T216S24	66
2C1	69	4U30K30	62	6T220H24	66
2IC02	69	6DD24V060 WH	68	6TD24V60	68
2IC06	69	6DD24V100 WH	68	6TD24V96	68
2IC12	69	6HS0CLIPS	67	6UCORD BK, WH	63
2IC36	69	6HS1IC02 WH	67	6UCSK08	62
2IC96	69	6HS1IC06 WH	67	6UCSK12	62
2SL2	69	6HS1IC12 WH	67	6UCSK22	62
2SL8	69	6HS1IC36 WH	67	6UCSK30	62
2SLW2	69	6HS1IC96 WH	67		
2SLW8	69	6HS1SL8 WH	67		
4D12V27	66	6HS1SL8DC WH	67		
4D12V30	66	6HS27K06	67		

INDEX

OUTDOOR

ITEM ID	PAGE	ITEM ID	PAGE	ITEM ID	PAGE
15CS150 SS	86	9611 BK, OZ, SS, TZ, WH	82	16016 AZT27, AZT30, BKT27, BKT30, CBR27, CBR30, WHT27, WHT30	85
345 BK, TZ	82	9618 OZ, SS	82	16017 AZT27, AZT30, BKT27, BKT30, CBR27, CBR30, WHT27, WHT30	85
365 BK	82	9650 BK, TZ, WH	80	16018 AZT27, AZT30, BKT27, BKT30, CBR27, CBR30, WHT27, WHT30	85
1148 BK, TZ, WH	82	9653 BK, TZ, WH	80	16019 AZT27, AZT30, BKT27, BKT30, CBR27, CBR30, WHT27, WHT30	85
2621 NI	77	9654 BK, TZ, WH	80	16020 AZT27, AZT30, BKT27, BKT30, CBR27, CBR30, WHT27, WHT30	85
2713 NI, OB	77	9655 BK, TZ	80	16110 AZT27, AZT30, BBR27, BBR30, BKT27, BKT30, CO27, CO30, GRY27, GRY30, SD27, SD30	86
4300	84	9735 BK, TZ	80	16111 AZT27, AZT30, BKT27, BKT30, Tzt27, Tzt30	86
4301	84	9736 BK, TZ	80	43800 BKT	84
4302	84	9774 BK, BKS, WH	81	43800 BKTLED	84
4303	84	9776 BK, BKS, WH	81	49183 BK, BKL16, TZ, TZL16	80
4304	84	9777 BK, WH	81	49185 BK, TZ	79
4305	84	9783 OZ	78	49186 BK, BKL16, TZ, TZL16	80
4306	84	9784 OZ	78	49187 BK, BKL16, TZ, TZL16	80
4307	84	9785 OZ	78	49252 AZTLED	75
4308	84	9788 BK, TZ	79	49253 AZTLED	75
4309	84	9789 BK, TZ	79	49255 BK, BKS, TZ, WH	81
4310	84	9790 BK, TZ	79	49256 BK, BKS, WH	81
4311	84	9791 BK, TZ	79	49444 AZ, BA	72
4355 CLR	84	9794 BK, BKL16, TZ, TZL16	80	49445 AZ, BA	72
4381	84	9805 BK, TZ, WH	80	49446 AZ, BA	72
6051 AZ, WH	82	9810 BK, TZ	73	49447 AZ, BA	72
6052 AZ, WH	82	9834 WH	82	49496 AZ, BA	72
9021 BK, NI, OZ	77	9835 BK, BKL16, TZ, TZL16	80	49497 AZ, BA	72
9022 BK, NI, OB, OZ, WH	77	9843 BK, RZ	72	49498 AZ, BA	72
9023 BK, NI, OB, OZ	77	9848 BK, RZ, RZS	72	49550 AZLED, BKTLED	75
9028 BK, TZ	73	9850 BK, TZ	80	49551 AZLED, BKTLED	75
9029 BK, TZ	73	9859 BK, TZ	82	49654 BK	79
9030 BK, TZ	73	9885 OZ	78	49655 BK	79
9032 BKT, RZ	78	9886 BK, TZ	82	49656 BK	79
9033 BKT, RZ	78	9892 BK, TZ	79	49657 BK	79
9034 BKT, RZ	78	9918 BK, TZ	73	49686 OZ, OZL16	73
9035 BKT, RZ	78	9935 BK, BKL16, TZ, TZL16	80	49687 OZ, OZL16	73
9039 BK, RZ	72	9938 BK, RZ	72	49688 OZ, OZL16	73
9040 BK, RZ	72	9940 BK, RZ	72	49689 OZ, OZL16	73
9041 BK, RZ	72	9956 BK, TZ	80	49690 OZ, OZL16	73
9042 BK, RZ	72	9985 OZ	78	49820 BKT	75
9043 BK, RZ	72	9992 BK, TZ	79	49821 BKT	75
9060 BKT, RZ	78	10923 BK, TZ	81	49822 BKT	75
9095 AZ	81	10954 TZ	80	49823 BKT	75
9099 BK, RZ	72	11077 AZT, BKT	81	49824 BK	76
9142 BK, NI, OZ	77	11250 AZT30, BKT30	81	49825 BK	76
9234 AZ, BA, BK, WH	81	11251 AZT30, BKT30	81	49826 BK	76
9236 AZ	81	15470 AZT, BKT, CBR	85	49827 BK	76
9244 AZ, BA, BK, WH	81	15475 CBR	85	49828 BK	76
9246 AZ, BA, BK, WH	81	15476 CBR	85	49829 OZ	76
9320 BK, WH	82	15478 CBR	85	49830 OZ	76
9322 BK, WH	82	15483 CBR	85	49831 OZ	76
9530 BK, OB, OZ, PB, WH, WZC	83	15484 CBR	85		
9532 BKT, RZ	78	15556 WH	86		
9533 BKT, RZ	78	15565 BK	86		
9534 BK	83	15764 AZT27R, AZT30R, BBR27R, BBR30R, WHT27R, WHT30R	86		
9536 BK	83	15820 AZT, AZT27, BBR, BBR27, CO, CO27	85		
9538 BKT, RZ	78	16015 AZT27, AZT30, BKT27, BKT30, CBR27, CBR30, WHT27, WHT30	85		
9539 BKT, RZ	78				
9544 BK	83				
9546 BK	83				

INDEX

OUTDOOR

ITEM ID	PAGE	ITEM ID	PAGE	ITEM ID	PAGE
49832 OZ	76	49857 BKT	74	49898 BKLED	73
49833 OZ	76	49858 BKT	74	49899 BKLED	73
49835 AZ, BA	72	49859 BKT	74	49917 BK	77
49840 OZ	76	49860 BKT	74	49918 BK	77
49841 OZ	76	49861 BKT	74	49919 BK	77
49842 OZ	76	49882 DBK	74	49920 BK	77
49843 OZ	76	49883 DBK	74	49924 BKT	74
49844 OZ	76	49884 DBK	74	49925 BKT	74
49846 BKT	77	49885 DBK	74	49926 BKT	74
49847 BKT	77	49892 OZ	79	49927 BKT	74
49848 BKT	77	49893 OZ	79		
49849 BKT	77	49894 OZ	79		
49850 BKT	77	49895 OZ	79		



Our Vision

At Kichler, everything we do, every single day, is with the intention of creating and delivering products that allow people to see what matters most to them. We will do that by relentlessly pursuing ever-better quality, ensuring continued innovation, always going one step further in our commitment to exceptional customer service and education, as well as creating on-trend designs that are both stylish and “life-stylish,” promising to deliver project success for you.

Get inspired at [Kichler.com](https://www.kichler.com)

Featured on Front Cover: Tao Pendants 44054 NI | Page 18

Catalog No. ST17KB4589 | Printed in USA, 17KB4589-10M | For more information call: 866-558-5706
© The L.D. Kichler Co. All rights reserved. Kichler®. The majority of newer Kichler fixtures are U.S. and Canadian Patent Pending.