

KICHLER®



DECORATIVE LIGHTING



Lighting is who we are.

**Step inside – or outside – and discover
how Kichler lighting can inspire your space
and transform your home.**

A family-owned business since 1938, Kichler has always looked for ways to make lighting part of a homeowner's design story. One size never fits all, and we invest countless resources designing a selection of products with choices for every taste, size, idea or notion. Beyond the trends, beyond the idea boards, beyond the style label you attach to a room ... it's our ongoing pledge and never-ending goal to give homeowners exactly what they have in mind. Whatever that vision entails.



TABLE OF CONTENTS

BY COLECTION NAME

CONTENT OVERVIEW

- 4 Contents by Collection Name
- 6 Style Story
- 10 Indoor Living
- 12 Outdoor Living
- 14 Chandelier Visual Index
- 21 Pendants Visual Index
- 26 Wall Sconces Visual Index
- 30 Bath & Vanity Visual Index
- 34 Reclaimed Collections
- 44 Chandelier Collections
- 366 Pendants
- 440 Ceiling Lights
- 468 Rail Lights
- 470 Wall Sconces
- 492 Mirrors
- 494 Bath & Vanity
- 620 Light Bulb Reference & Accessories
- 624 Index
- 634 Legend

CONNECT WITH US



Like us on: [facebook.com/Kichler.Lighting](https://www.facebook.com/Kichler.Lighting)
Follow us on: twitter.com/KichlerLight
Watch us on: [youtube.com/KichlerLighting](https://www.youtube.com/KichlerLighting)
Join us on: [houzz.com/pro/KichlerLighting/Kichler](https://www.houzz.com/pro/KichlerLighting/Kichler)
Find us on: [pinterest.com/KichlerStyle](https://www.pinterest.com/KichlerStyle)
Follow us on: [instagram.com/KichlerLighting](https://www.instagram.com/KichlerLighting)

To find an Authorized Dealer, visit Kichler.com

CHANDELIER COLLECTIONS

Reclaimed Collections | 34

Industrial Frames 36-39
Fulton Cross™ 40-41
Cuyahoga Mill™ 42-43

Chandelier Collections | 44

Aberdeen 46-49	Eloise 298-301	Olympia™ 348-349
Ahrendale™ 64-65	Emile 318	Optic Ice™ 326-327
Alden 154	Emory 314	Organique™ 81
Aldergate™ 162-165	Erzo™ 246-249	Parker Point™ 328-329
Aleeka™ 265	Evan™ 70-73	Piper 320-325
Ansonia™ 224	Evie 174-175	Realta 244-245
Armida™ 202-203	Garim™ 116	Rocklyn™ 124-125
Armstong 140-145	Granby™ 208-209	Rosalie 310-312
Arvela™ 277	Grand Bank™ 54-63	Roswell™ 176-179
Asher™ 108-109	Harmony 134-137	Rumer™ 118-119
Aubrey™ 210-211	Hatteras Bay™ 126-129	Saldana™ 172-173
Aura 146-149	Hayman Bay™ 82-83	Savanna 313
Bensimone™ 240-243	Hendrik™ 190-195	Serene LED 226-229
Birkdale™ 308-309	Imahn™ 122	Shailene™ 204-207
Bixler™ 354-355	Jardine 278-279	Shefall™ 250-251
Braelyn™ 102-107	Joelson™ 188-189	Signata™ 316-317
Branches 256-259	Jolie 222-223	Silver Coral 182-183
Brinley™ 110-115	Jules™ 331	Stella™ 282-283
Brisbane 80	Kailey™ 167	Structures™ 284-285
Brooklyn 120-121	Karlee 302-303	Suspension™ 276
Cahoon™ 66-69	Kayde™ 138-139	Sutton 158-159
Camerena™ 350-351	Kearn™ 84-85	Tallie™ 360-361
Casilda™ 304-305	Keiran™ 212-213	Tanglewood™ 352-353
Cayden 306-307	Kensington™ 166	Tao 198-201
Charles 155	Kimblewick™ 76-79	Taubert™ 263
Circolo 268-273	Krasi™ 180-181	Taulbee™ 74-75
Cirus™ 150-153	Lacey™ 340-345	Telford™ 220-221
City Lights™ 266	Langford™ 214-217	Tiers 236-237
City Loft™ 267	Lara™ 338-339	Titus 252-255
Colerne™ 50-53	Leanora™ 330	Triad™ 274-275
Crosby 286-291	Leighton™ 184	Triocent™ 168-169
Crystal Persuasion™ 332-333	Lorin 196-197	Tuscany 92-93
Crystal Skye™ 280-281	Loula 315	Vance™ 160-161
Crystalline LED 230-231	Lucien™ 90-91	Vara 86-89
Cullen 238-239	Lyndon™ 94-97	Versailles 346-347
Danika 156	Maclain 157	Waverly 334-337
Devin 123	Melrose 170-171	Winslow 186-187
Doncaster 117	Moderne LED 232-235	Wynberg™ 225
Dover™ 362-365	Monroe™ 356-359	
Downtown Deco 260-261	Montavello™ 294-297	
Dreyfus 319	Moorgate™ 98-101	
Eileen™ 292-293	Moxie 185	
Elata 262	Nicholson™ 218-219	
	Niles 130-133	
	Olsay™ 264	

Pendants | **366**

Ceiling Lights | **440**

Rail Lights | **468**

Wall Sconces | **470**

Mirrors | **492**

Ceiling 450-467

Horizon LED Downlights 442-443

LED Ceiling 446-449

LED Downlights 444-445

LED Wall Sconces 472-477

Mirrors 492-493

Rail Lights 468-469

Wall Sconces 478-491

Bath & Vanity | **494**

Ahrendale™ 556

Alton 544-546

Amira™ LED 502

Ansonia™ 601

Archer 514

Armida™ 580

Ashland Bay 540-541

Aubrey™ 574-575

Audrea™ 586-587

Bath & Vanity 609

Bath & Vanity 617-619

Bath & Vanity Fluorescent 615-616

Bath LED 611-614

Bazely™ 524-525

Bixler™ 600

Bordeaux LED 499

Braelyn™ 542-543

Brinley™ 538-539

Calleigh™ 567

Cambria LED 508-509

Camerena™ 599

Caparros™ 537

Clare 585

Clyde 554-555

Como™ 513

Crescent View™ 517

Crosby 531-533

Currituck™ 590

Dalwood™ 547

Dover™ 604-605

Drapes 591

Eileen™ 528-530

Empire LED 506-507

Flagship™ 536

Freeport™ LED 503

Granby™ 558-560

Greenbrier™ 515

Harmony 550-551

Hendrik™ 561-563

Impello™ LED 504-505

Indeco LED 496-498

Jardine 516

Jasper 510-511

Joelson™ 571

Jolie 576-578

Keiran™ 582

Korona 610

Lacey™ 588-589

Landi LED 500

Langford™ 570

Lege™ 519

Metro Park™ 527

Millwright™ 552-553

Monroe™ 602

Nadine 568

Nicholson™ 583

Niles 548-549

O'Hara™ 526

Pocelona™ 592

Reese 512

Riviera™ 584

Serina 579

Shailene™ 581

Souldern 557

Stelata™ 518

Structures™ 522-523

Suspension™ 520-521

Tallie™ 594-595

Tanglewood™ 603

Tao 534-535

Telford™ 606-608

Trinsic™ LED 501

Tully™ 564-565

Uptown™ 566

Urban Ice™ 569

Versailles 598

Waverly 596-597

Wharton™ 593

Winslow 572-573



STYLE STORY

WHAT DRIVES YOUR DESIGN AND STYLE CHOICES?

Exploring the world the Kichler design team works to deliver stylish and trend-right lighting to inspire and elevate a room while providing beautiful illumination.

Whether a more traditional and ornate style resonates with you, or a luxe and sophisticated one, or even one of bold shapes and a striking contemporary flair; our stories are here to inspire. Show us how you bring Kichler to life in your home. #kichlerstyle



TRANSITIONAL



Warm Neutrals



LINEAR CHANDELIER
44082 BK



Moorgate™ Chandelier 44082 BK | Page 100



Straight Lines



Textures



SIMPLICITY
Plus Sophistication



STONE-ON-TONE
Casual Details



STRAIGHT LINES
Simple Silhouettes

Inspired by vintage industrial shipping crates, Moorgate™ fixtures feature an oversized X pattern in a rich black and brass finish combination. Knurled sockets in a contrasting finish bring a premium detail to this substantial, yet simple, statement piece.

“ Transitional designs are the perfect blend of traditional and contemporary. With a wide-ranging appeal that is both elegant and timeless, transitional always stays fresh-looking and fits comfortably in a wide-range of decorating styles. ”

- Kichler Design Team


MODERN




Aura Pendant 44095 CH | Page 149



Bold Colors



Geometric Patterns



Textures



PENDANT
44095 CH



SPACE-AGE TRENDS
Influences



COLORFUL
Geometric Patterns




RETRO FLAIR
Sleek Design

Geometric lines suspend soft orbs for a style that wows at first sight. From mid-century modern living spaces to contemporary kitchens to minimalistic dining rooms – Aura’s asymmetrical grid adds balance and interest to a variety of decors.

“What I love about the soft modern look is the blending of up-to-date trends with simple clean forms. Pure geometric shapes are used in new and unexpected arrangements. The modern style distills these trends into their purest forms, providing great functional light with sculptural ‘wow’ looks.”

- Kichler Design Team

TRADITIONAL



Deep Wood
Tones



Piper Wall Sconce 43727 ESP | Page 325, Chandelier/Pendant 43723 ESP | Page 324



Warm
Furnishings



Textures



PENDANT
43723 ESP



WALL SCONCE
43727 ESP



PLUSH ACCENTS
Warm Tones



CLASSIC TRIM
Refined Moldings

The Piper collection mixes modern with grace with its delicate glass bead accents. Making this a focal point in any room is the linear detail in the clear glass and metal rods finished in Chrome or Espresso.


“ Today's traditional works great with a wide variety of look. With fresh twists on timeless styles, traditional is getting softer while retaining its elegance. Sophisticated but not 'fussy' is what new traditional is all about. ”

- Kichler Design Team

INDOOR LIVING

WHEN YOU LOVE A STYLE, LET IT SHOW.

Kichler collections allow you to take a design style and apply it across an entire room or home, inside and out – easily and with confidence. Within each collection, every fixture is designed individually and sized appropriately. From an oversized chandelier to a petite exterior wall lantern, every detail on a product is crafted to look authentic and original, not scaled down. From kitchen table ... to kitchen island ... to kitchen sink ... to outside the patio door, Kichler collections bring cohesive style to any room in every home.



Our latest offerings include a variety of unique textures and finishes.



Auburn Stained Wood
AUB




Anvil Iron
AVI



Distressed Antique Gray
DAG



Natural Brass
NBR



Polished Nickel
PN

BRING IT ALL TOGETHER

Carry the look and the light throughout a room to create an effect you'll love for years.



1
Low-Profile
LED Downlights Gen II
(43848 OZLED27T)

Get the ambient effect of a recessed fixture with a seamless look.



2
Aberdeen
3-Light Linear Chandelier
(43896 OZ)

Add additional task lighting over islands in a way that expresses your personal style.



3
Szepló™ II LED
60"
(300300 SBK)

Bring airflow to large or small spaces with coordinated ceiling fans.



4
12V LED
Accent Disc Light
(4D12V27WHT)

Have dark corners? Add small disc lights to create visual interest.




5
Under Cabinet Lighting
2700K
(4U27K30WHT)

Don't overlook countertop workspaces - under cabinet options add light without a harsh glare.

OUTDOOR LIVING

TAKE YOUR FAVORITE LOOKS OUTSIDE.

Decks, patios, pools — just about any outdoor space — can come alive with lighting. Kichler offers a variety of decorative collections engineered for wet or damp conditions and designed to withstand rain, wind and UV exposure for years of worry-free performance. You'll find everything your space needs: post lights, wall lanterns, outdoor-rated ceiling fans and more.



To view our extensive offering, visit kichler.com or request our Outdoor Lighting catalog K818.



BRING IT ALL TOGETHER.

Bring life to your outdoor spaces after dark with the right lighting pieces.

1



**Argyle
Outdoor Pendant**
(49747 WZC)

Arrange pendant fixtures in clusters - for a stylish statement and ambient light.

2



**Rana™ LED Fan
60"**
(310155 NI)

Outdoor ceiling fans bring light, as well as added temperature control to sitting areas.




3



**LED Hardscape Lighting
1 LED**
(15744AZT27)

The right hardscape lighting helps guide your guests at night. Choose small ...

4



**LED Hardscape Lighting
6 LED**
(15746AZT27)

... or large fixtures to match your space.

5



**Lyndon™ LED
Portable Lantern**
(49500 BKTLED)

A built-in Bluetooth® speaker allows you to wirelessly add music to your gatherings.

CHANDELIERS VISUAL INDEX



Aberdeen
Olde Bronze®
Page 46



Ahrendale™
Anvil Iron
Page 64



Alden
Natural Brass
Page 154



Aldergate™
Black
Page 162



Aleeka™
Classic Pewter
Page 265



Ansonia™
Brushed Nickel
Page 224



Armida™
Brushed Nickel,
Olde Bronze®
Page 202



Armstrong
Chrome, Natural Brass
Page 140



Arvela™
Black, Polished Nickel
Page 277



Asher™
Antique Pewter
Page 108



Aubrey™
Brushed Nickel,
Olde Bronze®
Page 574



Aura
Chrome
Page 146



Bensimone™
Black
Page 240



Birkdale™
Sterling Gold
Page 308



Bixler™
Brushed Nickel,
Olde Bronze®
Page 354



Braelyn™
Classic Pewter,
Olde Bronze®
Page 102



Branches
Black
Page 256



Brinley™
Brushed Nickel,
Olde Bronze®
Page 110



Brisbane
Distressed Back
Page 80



Brooklyn
Matte Black
Page 120



Cahoon™
Anvil Iron
Page 66



Camerena™
Brushed Nickel,
Olde Bronze®
Page 350



Casilda™
Olde Bronze®,
Sterling Gold
Page 304



Cayden
Natural Brass
Page 306



Charles
Natural Brass
Page 155



Circolo
Brushed Nickel,
Olde Bronze®
Page 268



Cirrus™
Auburn
Page 150



City Lights™
Classic Pewter
Page 266



City Loft™
Polished Nickel
Page 267



Colerne™
Auburn, Classic Pewter
Page 50



Crosby
Brushed Nickel,
Chrome, Olde Bronze®
Page 286



Crystal Persuasion™
Chrome
Page 332



Crystal Sky™
Chrome
Page 280



Crystalline LED
Polished Nickel
Page 230



Cullen
Classic Pewter,
Olde Bronze®
Page 238



Cuyahoga Mill™
Anvil Iron
Page 42



Danika
White
Page 156



Devin
Natural Brass
Page 123



Doncaster
Natural Brass
Page 117



Dover™
Brushed Nickel,
Tannery Bronze™
Page 362

CHANDELIERS VISUAL INDEX



Downtown Deco
Polished Nickel
Page 260



Dreyfus
Classic Pewter,
Olde Bronze®
Page 319



Eileen™
Brushed Nickel,
Olde Bronze®
Page 292



Elata
Classic Pewter,
Olde Bronze®
Page 262



Eloise
Polished Nickel
Page 298



Emile
Olde Bronze®
Page 318



Emory
Classic Pewter,
Olde Bronze®
Page 314



Erzo™
Natural Brass,
Satin Nickel
Page 246



Evan™
Distressed Antique Gray
Page 70



Evie
Brushed Nickel
Page 74



Fulton Cross™
Black
Page 40



Garim™
Polished Nickel
Page 116



Granby™
Brushed Pewter,
Olde Bronze®
Page 208



Grand Bank™
Auburn,
Distressed Antique Gray
Page 54



Harmony
Brushed Nickel,
Olde Bronze®
Page 134



Hastings™
Brushed Nickel,
Tannery Bronze™
Page 225



Hatteras Bay™
Olde Bronze®,
Polished Nickel
Page 126



Hayman Bay™
Distressed Antique White
Page 82



Hendrik™
Brushed Nickel,
Olde Bronze®
Page 190



Imahn™
Black
Page 122



Industrial Frames
Classic Pewter
Page 36



Jardine
Chrome
Page 278



Joelson™
Brushed Nickel,
Olde Bronze®
Page 188



Jolie
Brushed Nickel,
Olde Bronze®
Page 222



Jules™
Chrome
Page 331



Kailey™
Brushed Nickel
Page 167



Karlee
Classic Pewter
Page 302



Kayde™
Classic Pewter,
Olde Bronze®
Page 138



Kearn™
Olde Bronze®
Page 84



Keiran™
Brushed Nickel,
Olde Bronze®
Page 212



Kensington™
Olde Bronze®
Page 166



Kimblewick™
Weathered Zinc
Page 76



Krasi™
Warm Bronze™
Page 180



Lacey™
Antique Pewter,
Mission Bronze™
Page 340



Langford™
Brushed Nickel,
Olde Bronze®
Page 214



Lara™
Classic Pewter™
Shadow Bronze™
Page 338



Leanora™
Chrome
Page 330



Leighton™
Olde Bronze®
Page 184



Lorin
Classic Pewter,
Olde Bronze®
Page 196



Loula
Chrome
Page 315

CHANDELIERS VISUAL INDEX



Lucien™
Olde Bronze®
Page 90



Lyndon™
Architectural Bronze™,
Brushed Aluminum
Page 94



Maclain
Natural Brass
Page 157



Melrose
Brushed Nickel
Page 170



Moderne LED
Olde Bronze®,
Satin Nickel
Page 232



Monroe™
Brushed Nickel,
Olde Bronze®
Page 356



Montavello™
Olde Bronze®,
Polished Nickel
Page 294



Moorgate™
Black
Page 98



Moxie
Cambridge Bronze
Page 185



Nicholson™
Brushed Nickel,
Olde Bronze®
Page 218



Niles
Antique Pewter,
Olde Bronze®
Page 130



Olsay™
Chrome
Page 264



Olympia™
Antique Pewter
Page 348



Optic Ice™
Chrome
Page 326



Organique™
Olde Bronze®
Page 81



Parker Point™
Chrome
Page 328



Piper
Chrome, Espresso
Page 320



Realta
Brushed Nickel
Page 244



Rocklyn™
Raw Steel
Page 124



Rosalie
Sterling Gold
Page 310



Roswell™
Brushed Nickel,
Olde Bronze®
Page 176



Rumer™
Natural Brass
Page 118



Saldana™
Classic Pewter
Page 172



Savanna
Sterling Gold
Page 313



Serene LED
Classic Pewter,
Natural Brass
Page 226



Shailene™
Brushed Nickel,
Olde Bronze®
Page 204



Shefali™
Pharaoh Gold
Page 250



Signata™
Classic Pewter
Page 316



Silver Coral
Classic Pewter
Page 182



Stella™
Chrome
Page 282



Structures™
Brushed Nickel
Page 284



Suspension™
Black,
Brushed Nickel
Page 276



Sutton
White
Page 158



Tallie™
Antique Pewter,
Mission Bronze™
Page 360



Tanglewood™
Brushed Nickel,
Olde Bronze®
Page 352



Tao
Brushed Nickel,
Olde Bronze®
Page 198



Taubert™
Black
Page 263



Taulbee™
Weathered Zinc
Page 74



Telford™
Brushed Nickel,
Olde Bronze®
Page 220



Tiers
Classic Pewter
Page 236

CHANDELIERS VISUAL INDEX



Titus
Polished Nickel
Page 252



Triad™
Classic Pewter,
Olde Bronze®
Page 274



Trio cent™
Polished Nickel
Page 168



Tuscany
Olde Bronze®
Page 92



Vance™
Natural Brass
Page 160



Vara
Brushed Nickel,
Distressed Black
Page 86



Versailles
Antique Pewter,
Olde Bronze®
Page 346



Waverly
Classic Pewter,
Natural Brass
Page 334



Winslow
Brushed Nickel,
Olde Bronze®
Page 186



Wynberg™
Brushed Nickel,
Olde Bronze®
Page 225

PENDANTS VISUAL INDEX



Aberdeen
Olde Bronze®
Page 414



Ahrendale™
Anvil Iron
Page 414



Aldergate™
Black
Page 162



Amarena™
Brushed Nickel,
Olde Bronze®
Page 430



Andover
Classic Pewter,
Weathered Zinc
Page 388



Annata™
Black
Page 417



Ansonia™
Brushed Nickel
Page 224



Aquilino™
Brushed Nickel
Page 417



Armida™
Brushed Nickel,
Olde Bronze®
Page 202



Asher™
Antique Pewter
Page 383



Aster
Polished Nickel,
Natural Brass
Page 368



Aubrey™
Brushed Nickel,
Olde Bronze®
Page 210



Aura
Chrome
Page 146



Avery
Brushed Nickel,
Chrome, Olde Bronze®
Page 392



Ayra
Classic Pewter,
Natural Brass
Page 410



Basford™
Distressed Antique
Gray
Page 415



Belle
Olde Bronze®,
Polished Nickel
Page 391



Bixler™
Brushed Nickel,
Olde Bronze®
Page 354



Braelyn™
Classic Pewter,
Olde Bronze®
Page 397



Briar
Polished Nickel
Page 395



Brinley™
Brushed Nickel,
Olde Bronze®
Page 397



Brooklyn
Matte Black
Page 408



Cahoon™
Anvil Iron
Page 415



Camerena™
Brushed Nickel,
Olde Bronze®
Page 350



Caparros™
Brushed Nickel
Page 417



Cartone™
Olde Bronze®
Page 407



Cayden
Natural Brass
Page 413



Charles
Natural Brass
Page 413



Chatham™
Polished Nickel
Page 398



Cirrus™
Auburn
Page 407

PENDANTS VISUAL INDEX



City Loft™
Polished Nickel
Page 403



Claudia
Polished Nickel
Page 387



Cobson™
Olde Bronze®
Page 418



Colerne™
Auburn,
Classic Pewter
Page 414



Crosby
Brushed Nickel,
Chrome, Olde Bronze®
Page 403



Crystal Ball™
Page 416



Crystal Persuasion™
Chrome
Page 332



Crystal Skye™
Chrome
Page 417



Cullen
Classic Pewter,
Olde Bronze®
Page 401



Danika
White
Page 412



Davenport™
Antique Pewter,
Olde Bronze®
Page 384



Devin
Classic Pewter,
Natural Brass
Page 411



Dover™
Brushed Nickel,
Tannery Bronze™
Page 362



Downtown Deco
Polished Nickel
Page 398



Dreyfus
Classic Pewter,
Olde Bronze®
Page 319



Drum Shades
Brushed Nickel,
Olde Bronze®
Page 433



Eileen™
Brushed Nickel,
Chrome, Olde Bronze®
Page 292



Elata
Classic Pewter,
Olde Bronze®
Page 429



Elbur™
Distressed Black
Page 406



Ellis
Polished Nickel
Page 394



Emile
Olde Bronze®
Page 318



Emory
Classic Pewter,
Olde Bronze®
Page 432



Evan™
Distressed Antique
Gray
Page 414



Everly™
Brushed Nickel,
Chrome, Olde Bronze®
Page 374



Evie
Brushed Nickel
Page 389



Fiona
Classic Pewter,
Olde Bronze®
Page 387



Fulton Cross™
Black
Page 40



Galaxie™
Brushed Nickel
Page 426



Granby™
Brushed Pewter,
Olde Bronze®
Page 208



Grenoble™
Brushed Nickel
Page 426



Harmony
Brushed Nickel,
Olde Bronze®
Page 134



Hastings™
Brushed Nickel,
Tannery Bronze™
Page 225



Hatteras Bay™
Polished Nickel,
Olde Bronze®
Page 420



Hayman Bay™
Distressed Antique
White
Page 415



Hendrik™
Brushed Nickel,
Olde Bronze®
Page 190



Holbrook
Brushed Nickel,
Olde Bronze®
Page 390



Imahn™
Black
Page 405



Industrial Cage
Weathered Zinc
Page 409



Industrial Frames
Classic Pewter
Page 36



Joelson™
Brushed Nickel,
Olde Bronze®
Page 188



Jolie
Brushed Nickel,
Olde Bronze®
Page 222



Kailey™
Brushed Nickel
Page 416



Kayde™
Classic Pewter,
Olde Bronze®
Page 411



Keiran™
Brushed Nickel,
Olde Bronze®
Page 212



Keller™
Satin Nickel
Page 390



Kensington™
Olde Bronze®
Page 409



Kinny™
Olde Bronze®
Page 405



Krasi™
Warm Bronze™
Page 408



Lacey™
Antique Pewter,
Mission Bronze™
Page 340



Lakum™
Classic Pewter,
Natural Brass
Page 384



Langford™
Brushed Nickel,
Olde Bronze®
Page 214



Larkin™
Brushed Nickel,
Olde Bronze®
Page 399



Leeds™
Antique Pewter
Page 402



LED Pendants
Page 427



Leighton™
Olde Bronze®
Page 184



Lynne
Chrome,
Olde Bronze®
Page 386



Lytham™
Brushed Nickel,
Olde Bronze®
Page 424



Maclain
Natural Brass
Page 412



Melrose
Brushed Nickel
Page 432



Missoula™
Antique Pewter
Page 424

PENDANTS VISUAL INDEX



Modena™
Brushed Nickel
Page 416



Monroe™
Brushed Nickel,
Olde Bronze®
Page 356



Moorgate™
Black
Page 408



Nicholson™
Brushed Nickel,
Olde Bronze®
Page 218



Olympia™
Antique Pewter,
Olde Bronze®
Page 348



Outdoor
Olde Bronze®
Page 434



Piper
Chrome
Page 428



Realta
Brushed Nickel
Page 402



Reynes™
Chrome
Page 417



Riviera™
Brushed Nickel,
Olde Bronze®
Page 370



Rocklyn™
Raw Steel
Page 405



Roswell™
Brushed Nickel,
Olde Bronze®
Page 400



Rowland
Brushed Nickel
Page 417



Rumer™
Natural Brass
Page 405



Savanna
Sterling Gold
Page 429



Sayre™
Antique Pewter,
Olde Bronze®
Page 424



Shailene™
Brushed Nickel,
Olde Bronze®
Page 204



Shefali™
Pharaoh Gold
Page 250



Silberne™
Classic Pewter,
Natural Brass
Page 425



Silver Coral
Classic Pewter
Page 428



Sitara™
Brushed Nickel
Page 396



Sloane
Brushed Nickel
Page 394



Stella™
Chrome
Page 416



Structures™
Brushed Nickel
Page 426



Sutton
White
Page 159



Tabot™
Chrome
Page 396



Tallie™
Antique Pewter,
Mission Bronze™
Page 360



Tanglewood™
Brushed Nickel,
Olde Bronze®
Page 352



Tao
Brushed Nickel,
Olde Bronze®
Page 198



Taubert™
Black
Page 404



Telford™
Brushed Nickel,
Olde Bronze®
Page 220



Tiers
Classic Pewter
Page 236



Titus
Polished Nickel
Page 406



Triad™
Classic Pewter,
Olde Bronze®
Page 402



Triocent™
Polished Nickel
Page 168



Tuscany
Olde Bronze®
Page 92



Vance™
Natural Brass
Page 413



Versailles
Antique Pewter,
Olde Bronze®
Page 346



Waverly
Classic Pewter,
Natural Brass
Page 412



Winslow
Brushed Nickel,
Olde Bronze®
Page 186



Wynberg™
Brushed Nickel,
Olde Bronze®
Page 225

WALL SCONCES VISUAL INDEX



Ahrendale™
Anvil Iron
Page 478



Alden
Natural Brass
Page 478



Aldergate™
Black
Page 479



Alton
Chrome,
Natural Brass
Page 478



Archer
Chrome
Page 478



Arcola™ LED
Polished Nickel
Page 472



Armida™
Brushed Nickel,
Chrome, Olde Bronze®
Page 478



Armstrong
Chrome,
Natural Brass
Page 478



Ashland Bay
Polished Nickel
Page 479



Ashton™ LED
Textured Black
Page 474



Aubrey™
Brushed Nickel,
Olde Bronze®
Page 479



Audrea™
Natural Brass
Page 479



Bixler™
Brushed Nickel,
Olde Bronze®
Page 479



Bordeaux LED
Polished Nickel
Page 473, 480



Braelyn™
Chrome, Classic Pewter,
Olde Bronze®
Page 479



Branches
Black
Page 479



Brinley™
Brushed Nickel,
Olde Bronze®
Page 479



Brisbane
Distressed Black
Page 480



Cahoon™
Anvil Iron
Page 480



Calleigh™
Brushed Nickel
Page 480



Camerena™
Brushed Nickel,
Olde Bronze®
Page 480



Casilda™
Olde Bronze®,
Sterling Gold
Page 482



Cesya™ LED
Architectural Bronze™
Page 474



Chalkboard Wall Sconce
Weathered Zinc
Page 480



Circolo
Brushed Nickel,
Olde Bronze®
Page 480



Cirrus™
Auburn
Page 482



City Lights™
Classic Pewter
Page 483



City Loft™
Polished Nickel
Page 482



Clare
Brushed Nickel
Page 482



Clyde
Olde Bronze®
Page 482



Colerne™
Auburn,
Classic Pewter
Page 482



Crosby
Brushed Nickel,
Chrome, Olde Bronze®
Page 482



Crystal Persuasion™
Chrome
Page 482



Crystal Skye™
Chrome
Page 482



Dahlia LED
Architectural Bronze™
Page 474



Dalwood™
Classic Pewter
Page 483



Doncaster
Natural Brass
Page 483



Dover™
Brushed Nickel,
Tannery Bronze™
Page 483



Eileen™
Brushed Nickel,
Olde Bronze®
Page 483



Eloise
Polished Nickel
Page 483



Empire LED
Olde Bronze®
Page 475, 484



Flagship™
Classic Pewter
Page 483



Granby™
Brushed Pewter,
Chrome, Olde Bronze®
Page 483



Greenbrier™
Chrome
Page 483



Hendrik™
Brushed Nickel,
Chrome, Olde Bronze®
Page 484



Imahn™
Black
Page 484



Indeco™ LED
Natural Brass,
Polished Nickel
Page 472



Industrial Cage
Weathered Zinc
Page 484



Jasper
Chrome,
Natural Brass
Page 484



Jewel LED
Polished Nickel
Page 472



Jillian
Classic Pewter,
Natural Brass
Page 485



Joelson™
Brushed Nickel,
Olde Bronze®
Page 485



Jolie
Brushed Nickel,
Chrome, Olde Bronze®
Page 484



Karlee
Classic Pewter
Page 484



Kayde™
Classic Pewter,
Olde Bronze®
Page 485



Keiran™
Brushed Nickel,
Olde Bronze®
Page 485



Lacey™
Antique Pewter,
Mission Bronze™
Page 486



Langford™
Brushed Nickel,
Olde Bronze®
Page 486



Lara™
Classic Pewter,
Shadow Bronze™
Page 485



LED Wall Sconce
Page 473

WALL SCONCES VISUAL INDEX



Legé™
Brushed Nickel
Page 486



Leighton™
Olde Bronze®
Page 486



Lorin
Classic Pewter,
Olde Bronze®
Page 486



Loula
Chrome
Page 486



Manhattan LED
Textured Black
Page 475



Marchesa™
Terrene Bronze™
Page 487



Melrose
Brushed Nickel
Page 487



Millwright™
Distressed Antique Gray
Page 486



Mona
Classic Pewter,
Natural Brass
Page 487



Monroe™
Brushed Nickel,
Olde Bronze®
Page 486



Nadine
Brushed Nickel
Page 487



Nicholson™
Brushed Nickel,
Olde Bronze®
Page 487



Niles
Antique Pewter,
Olde Bronze®
Page 487



Nobu™ LED
Brushed Nickel
Page 472



O'Hara™
Chrome
Page 487



Optic Ice™
Chrome
Page 488



Parker Point™
Chrome
Page 488



Piper
Chrome,
Espresso
Page 488



Pocelona™
Chrome
Page 487



Pro Solutions LED
Brushed Nickel
Page 473



Reese
Chrome
Page 488



Rettangolo LED
Platinum
Page 475



Rigel LED
Satin Nickel
Page 472



River Path™ LED
Olde Bronze®
Page 477



Riviera
Chrome
Page 488



Rockbridge™ LED
Black
Page 477



Rosalie
Sterling Gold
Page 488



Roswell™
Brushed Nickel,
Olde Bronze®
Page 488



Santiago LED
Brushed Nickel &
Polished Chrome
Page 472



Serene LED
Classic Pewter,
Natural Brass
Page 473



Sedo™ LED
Platinum
Page 476



Shailene™
Brushed Nickel,
Chrome, Olde Bronze®
Page 489



Shefali™
Pharaoh Gold
Page 488



Souldern
Marbled Bronze
Page 489



Stelata™
Polished Nickel
Page 489



Structures™
Brushed Nickel
Page 489



Tallie™
Antique Pewter,
Mission Bronze™
Page 489



Tanglewood™
Brushed Nickel,
Olde Bronze®
Page 489



Tao
Brushed Nickel,
Olde Bronze®
Page 489



Telford™
Brushed Nickel,
Chrome, Olde Bronze®
Page 490



Theo
Natural Brass
Page 490



Titus
Polished Nickel
Page 490



Trinsic™ LED
Chrome
Page 473



Tully™
Antique Pewter,
Chrome
Page 490



Vara
Brushed Nickel,
Distressed Black
Page 490



Vego
Brushed Nickel
Page 472



Versailles
Antique Pewter,
Olde Bronze®
Page 490



Wall Sconce
Page 491



Waverly
Classic Pewter,
Natural Brass
Page 490



Wesley LED
Textured Architectural
Bronze™
Page 477



Wharton™
Brushed Nickel
Page 491



Winslow
Brushed Nickel,
Olde Bronze®
Page 491



Wynberg™
Brushed Nickel,
Olde Bronze®
Page 491

BATH & VANITY VISUAL INDEX



Ahrendale™
Anvil Iron
Page 556



Alton
Chrome,
Natural Brass
Page 544



Amira™ LED
Chrome
Page 502



Ansonia™
Brushed Nickel,
Chrome, Olde Bronze®
Page 601



Archer
Chrome
Page 514



Armida™
Brushed Nickel,
Chrome, Olde Bronze®
Page 580



Ashland Bay
Polished Nickel
Page 540



Aubrey™
Brushed Nickel,
Olde Bronze®
Page 574



Audrea™
Chrome,
Natural Brass
Page 586



Bath & Vanity
Page 609



Bazely™
Brushed Nickel,
Chrome
Page 524



Bixler™
Brushed Nickel,
Olde Bronze®
Page 600



Bordeaux LED
Polished Nickel
Page 499



Braelyn™
Chrome,
Olde Bronze®
Page 542



Brinley™
Brushed Nickel,
Olde Bronze®
Page 538



Calleigh™
Brushed Nickel
Page 567



Cambria LED
Brushed Nickel,
Chrome
Page 508



Camerena™
Brushed Nickel,
Olde Bronze®
Page 599



Caparros™
Brushed Nickel
Page 537



Clare
Brushed Nickel
Page 585



Clyde
Olde Bronze®
Page 554



Como™
Chrome
Page 513



Crescent View™
Brushed Nickel
Page 517



Crosby
Brushed Nickel,
Chrome, Olde Bronze®
Page 531



Currituck™
Chrome,
Oil Rubbed Bronze
Page 590



Dalwood™
Classic Pewter
Page 547



Dover™
Brushed Nickel,
Tannery Bronze™
Page 605



Drapes
Brushed Nickel
Page 591



Eileen™
Brushed Nickel,
Chrome, Olde Bronze®
Page 528



Empire LED
Classic Pewter,
Natural Brass
Page 506



Flagship™
Classic Pewter
Page 536



Freeport™ LED
Polished Nickel
Page 503



Granby™
Brushed Pewter,
Chrome, Olde Bronze®
Page 558



Greenbrier™
Chrome
Page 515



Harmony
Brushed Nickel,
Olde Bronze®
Page 550



Hendrik™
Brushed Nickel,
Chrome, Olde Bronze®
Page 561



Impello™ LED
Chrome,
Olde Bronze®
Page 504



Indeco™ LED
Natural Brass,
Polished Nickel
Page 496



Jardine
Chrome
Page 516



Jasper
Chrome,
Natural Brass
Page 510



Joelson™
Brushed Nickel,
Olde Bronze®
Page 571



Jolie
Brushed Nickel,
Chrome, Olde Bronze®
Page 576



Keiran™
Brushed Nickel,
Olde Bronze®
Page 582



Korona
Brushed Nickel
Page 610



Lacey™
Antique Pewter,
Mission Bronze™
Page 588



Landi LED
Chrome
Page 500



Langford™
Brushed Nickel,
Olde Bronze®
Page 570



Legé™
Brushed Nickel
Page 519



Metro Park™
Brushed Nickel
Page 527



Millwright™
Distressed Antique
Gray
Page 552



Monroe™
Brushed Nickel,
Olde Bronze®
Page 602



Nadine
Brushed Nickel
Page 568



Nicholson™
Brushed Nickel,
Olde Bronze®
Page 583



Niles
Antique Pewter,
Olde Bronze®
Page 548



Nobu™
Brushed Nickel
Page 615



O'Hara™
Chrome
Page 526



Pocelona™
Chrome
Page 592



Reese
Chrome
Page 512



Riviera
Chrome
Page 584



Serina
Brushed Nickel
Page 579

BATH & VANITY VISUAL INDEX



Shailene™
Brushed Nickel,
Chrome, Olde Bronze®
Page 581



Souldern
Marbled Bronze
Page 557



Stelata™
Polished Nickel
Page 518



Structures™
Brushed Nickel,
Chrome
Page 522



Suspension™
Brushed Nickel,
Chrome
Page 520



Tallie™
Antique Pewter,
Mission Bronze™
Page 594



Tanglewood™
Brushed Nickel,
Olde Bronze®
Page 603



Tao
Brushed Nickel,
Olde Bronze®
Page 534



Telford™
Brushed Nickel,
Chrome, Olde Bronze®
Page 606



Trinsic™ LED
Chrome
Page 501



Tully™
Antique Pewter,
Chrome
Page 564



Uptown™
Brushed Nickel
Page 566



Urban Ice™
Antique Pewter
Page 569



Versailles
Antique Pewter,
Olde Bronze®
Page 598



Waverly
Classic Pewter,
Natural Brass
Page 596



Wharton™
Brushed Nickel
Page 593



Winslow
Brushed Nickel,
Olde Bronze®
Page 572





Reclaimed Collections

**Weathered with time.
Refined into something original.**

A small crew of local furniture makers bring out the inherent beauty in each piece of wood, removing some imperfections while highlighting others. You'll see the marks of time — weathered corners, patinaed finishes and authentic nail markings that speak to a life well spent. One by one, and all by hand. Their dedication allows us to build distinctive lighting fixtures that make an uncommon statement in any home — homes that will bring the next generation of storytellers to life.





Industrial Frames

Reclaimed doesn't have to mean weathered and worn. Industrial Frames utilizes authentic wood planks that are up-cycled and polished, for a luxe take on a popular style. Add vintage or modern bulbs to customize the look to your tastes.



Industrial Frames

Finish: Classic Pewter and Reclaimed Wood



A | 44216 CLP
Linear Chandelier

Features



Profile View

Vintage Filament Bulb



4071 CLR



B | 44215 CLP
Linear Chandelier



C | 44217 CLP
Pendant

Industrial Frames

	ITEM #	FINISH	LIGHT SOURCE	DIMENSIONS	OVRL H	EXTRA WIRE	CHAIN/STEM	NOTES
A	44216	CLP	(5) 75W (M)	44.5W x 23.25H	61	108	36	Additional chain 2996 CLP, additional stem 4935 CLP. Sloped ceiling kit included.
B	44215	CLP	(3) 75W (M)	4.5W x 22.5H x 25L	61	72	36	Additional chain 2996 CLP, additional stem 4935 CLP. Sloped ceiling kit included.
C	44217	CLP	(1) 75W (M)	4.5W x 12.25H x 7.5L	111	---	36	

The artful beauty of repurposed materials creates unique pieces. While Kichler is always looking for sustainable product to repurpose, due to material availability, quantities are limited. Measurements shown in inches. U.S. & Canada Patent Pending.



Fulton Cross™

Sourced from across America, Fulton Cross™ uses authentic reclaimed wood – made new again. The offset design creates a contemporary X-shape that adds depth and dimension to a space.

Fulton Cross™

Finish: Black and Reclaimed Wood



A | 44222 BK
Linear Chandelier



B | 44223 BK
Pendant

Features



Profile View

Vintage Filament Bulb



4071 CLR

Fulton Cross™

	ITEM #	FINISH	LIGHT SOURCE	DIMENSIONS	OVRLL. H	EXTRA WIRE	CHAIN/STEM	NOTES
A	44222	BK	(5) 75W (M)	10.25W x 9.5H x 36.75L	48	108	36	Additional stem 4935 BK. Sloped ceiling kit included.
B	44223	BK	(1) 75W (M)	8.75W x 12.5H x 10.25L	51	68	36	Additional stem 2999 BK. Sloped ceiling kit included.

The artful beauty of repurposed materials creates unique pieces. While Kichler is always looking for sustainable product to repurpose, due to material availability, quantities are limited. Measurements shown in inches. U.S. & Canada Patent Pending.



Cuyahoga Mill™

Made from reclaimed wood found in barns throughout the United States, Cuyahoga Mill brings authentic rustic style to your favorite spaces. Each wood plank can be adjusted or removed to create the look that works for you.

Cuyahoga Mill™

Finish: Anvil Iron and Reclaimed Wood



A | 44229 AVI
Linear Chandelier

B | 44228 AVI
Pendant/Chandelier

Vintage
Filament Bulb



4071 CLR

Cuyahoga Mill™

	ITEM #	FINISH	LIGHT SOURCE	DIMENSIONS	OVRLL. H	EXTRA WIRE	CHAIN/STEM	NOTES
A	44229	AVI	(5) 75W (M)	8.5W x 7.5H x 43.75L	45	108	36	Additional chain 2996 AVI, additional stem 4935 AVI. Sloped ceiling kit included.
B	44228	AVI	(5) 75W (M)	23.5W x 7.5H	45	75	36	Additional chain 2996 AVI, additional stem 4935 AVI. Sloped ceiling kit included.

The artful beauty of repurposed materials creates unique pieces. While Kichler is always looking for sustainable product to repurpose, due to material availability, quantities are limited. Measurements shown in inches. U.S. & Canada Patent Pending.




Collections

Inspired and Enticing

With a Kichler Collection, you get so much more than just the centerpiece to a space – you get the entire room. Each style family includes that all-important focal piece as well as everything else you need to light adjoining spaces: sconces, pendants, ceiling fixtures and more. Our newest looks include a variety of unexpected shapes and sizes, including tall, narrow chandeliers, linear looks, tiered fixtures or even a few with adjustable arms. Pick one family, and your home is done with fully coordinated style.





Aberdeen

Metal finishes combine with free-flowing glass to give Aberdeen an artisan feel. Layers of rich metal form the foundation. Thick, Piastra glass surrounds the light, creating the impression of water ripples in nature. The effect is one that's stunning when the fixture is on or off.



Aberdeen

Finish: Olde Bronze® and Distressed Antique Gray
with Rust Accents
Glass: Piastra



A | 43896 OZ
Linear Chandelier
NOT TO SCALE



B | 43898 OZ
Mini Pendant



C | 43895 OZ
Chandelier

Vintage
Filament Bulb



4071 CLR

Aberdeen

	ITEM #	FINISH	LIGHT SOURCE	DIMENSIONS	OVRLL. H	EXTRA WIRE	CHAIN/STEM	NOTES
A	43896	OZ	(3) 100W (M)	7.75W x 9.75H x 42.5L	48	98	36	Additional chain 2996 OZ, additional stem 2999 OZ. Sloped ceiling kit included.
B	43898	OZ	(1) 100W (M)	7.25W x 17.25H	55	69	36	Additional chain 2996 OZ, additional stem 2999 OZ. Sloped ceiling kit included.
C	43895	OZ	(6) 60W (C)	28W x 26H	100	55	72	Additional chain 4901 OZ.

Measurements shown in inches. U.S. & Canada Patent Pending.



Colerne™

Finish: Distressed Antique Gray Wood and
Classic Pewter Metal
Glass: Clear Seeded

Colerne™

Finish: Distressed Antique Gray Wood and
Classic Pewter Metal

Glass: Clear Seeded



A | 43435 CLP
Pendant



B | 43436 CLP
Wall Sconce



Down Light

C | 43433 CLP
Linear Chandelier



Down Light

D | 43491 CLP
Linear Chandelier

Features 3-Way
Switch

Vintage
Filament Bulb



4071 CLR

Colerne™

	ITEM #	FINISH	LIGHT SOURCE	DIMENSIONS	OVRLL. H	EXTRA WIRE	CHAIN/STEM	EXT.	HCWO	NOTES
A	43435	CLP	(1) 100W (M), (1) 50W (GU10)	10.5W x 16.5H	55	46	36	---	---	Add. chain 2996 CLP, add. stem 4935 CLP. 3-way switch.
B	43436	CLP	(1) 100W (M)	8.75W x 14.75H	---	---	---	9.5	7.25	D
C	43433	CLP	(3) 100W (M), (3) 50W (GU10)	10.75W x 16.75H x 36.25L	55	52	36	---	---	Add. chain 4908 CLP, add. stem 4935 CLP. 3-way switch.
D	43491	CLP	(5) 100W (M), (3) 50W (GU10)	10.75W x 21H x 46.5L	59	78	36	---	---	Add. chain 4908 CLP, add. stem 4935 CLP. 3-way switch.

Measurements shown in inches. U.S. & Canada Patent Pending.

Colerne™

Finish: Auburn Stained Wood and
Distressed Black Metal

Glass: Clear Seeded






B | 43435 AUB
Pendant



C | 43436 AUB
Wall Sconce



Down Light

D | 43433 AUB
Linear Chandelier

Coordinating



310170 AUB

Colerne™

	ITEM #	FINISH	LIGHT SOURCE	DIMENSIONS	OVRLL. H	EXTRA WIRE	CHAIN/STEM	EXT.	HCWO	NOTES
A	43491	AUB	(5) 100W (M), (3) 50W (GU10)	10.75W x 21H x 46.5L	59	78	36	---	---	Add. chain 4908 DBK, add. stem 4935 DBK. 3-way switch.
B	43435	AUB	(1) 100W (M), (1) 50W (GU10)	10.5W x 16.5H	55	46	36	---	---	Add. chain 2996 DBK, add. stem 4935 DBK. 3-way switch.
C	43436	AUB	(1) 100W (M)	8.75W x 14.75H	---	---	---	9.5	7.25	D
D	43433	AUB	(3) 100W (M), (3) 50W (GU10)	10.75W x 16.75H x 36.25L	55	52	36	---	---	Add. chain 4908 DBK, add. stem 4935 DBK. 3-way switch.

Measurements shown in inches. U.S. & Canada Patent Pending.



Grand Bank™

The Grand Bank™ collection creates a bold statement. Choose from two rich finishes and Clear Seeded glass to accent any space in your home.



Grand Bank™

Finish: Distressed Antique Gray Wood and
Classic Pewter Metal

Glass: Clear Seeded



A | 43193 DAG
Chandelier
NOT TO SCALE



Distressed Antique Gray Wood

B | 43185 DAG Chandelier



Classic Pewter Metal Finish

Clear Seeded Glass

C | 43190 DAG Chandelier

Grand Bank™

	ITEM #	FINISH	LIGHT SOURCE	DIMENSIONS	OVRL. H	STEM TILT	EXTRA WIRE	CHAIN/STEM	NOTES
A	43193	DAG	(6) 60W (C)	25W x 22.5H	61	---	74	36	Additional chain 2996 CLP, additional stem 2999 CLP. Sloped ceiling kit included.
B	43185	DAG	(4) 60W (C)	20W x 21.5H	60	90°	74	36	Additional stem 2999 CLP.
C	43190	DAG	(8) 60W (C)	28W x 30H	68	90°	110	36	Additional stem 2999 CLP.

Measurements shown in inches. U.S. & Canada Patent Pending.

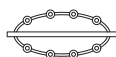
Grand Bank™

Finish: Distressed Antique Gray Wood and
Classic Pewter Metal

Glass: Clear Seeded



A | 43191 DAG
Oval Chandelier
NOT TO SCALE

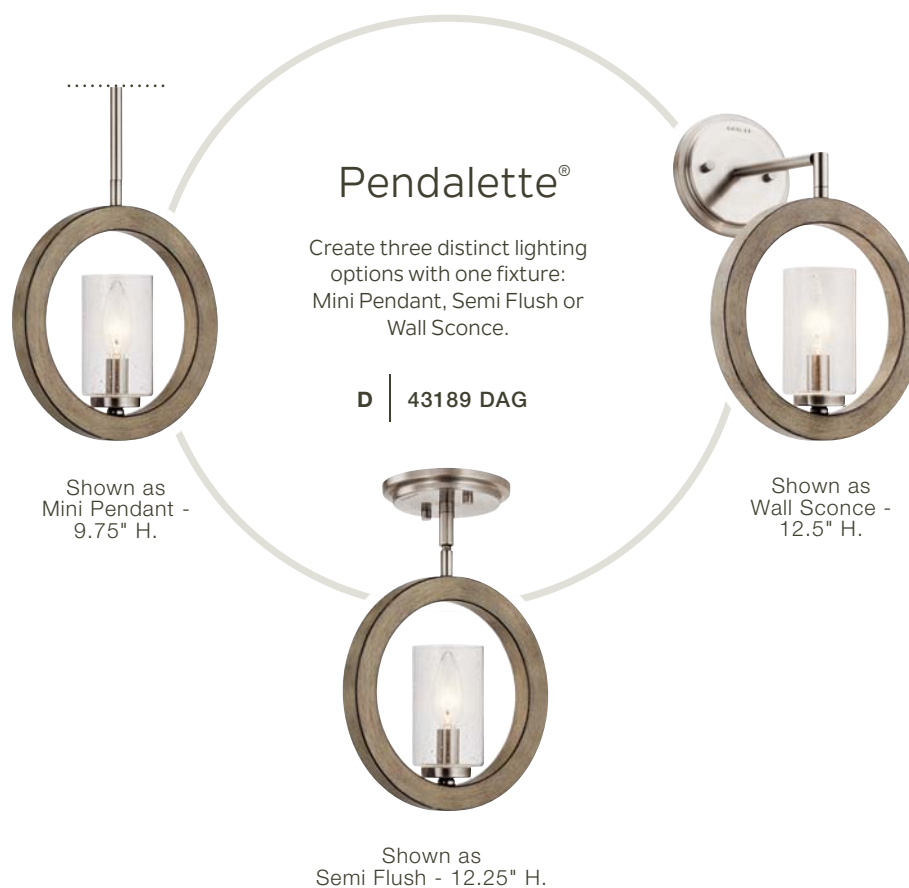




B | 43186 DAG
Chandelier



C | 44100 CLP
Semi Flush



Pendalette®

Create three distinct lighting options with one fixture:
Mini Pendant, Semi Flush or Wall Sconce.

D | 43189 DAG

Shown as
Mini Pendant -
9.75" H.

Shown as
Wall Sconce -
12.5" H.

Shown as
Semi Flush - 12.25" H.

Grand Bank™

	ITEM #	FINISH	LIGHT SOURCE	DIMENSIONS	OVRL. H	STEM TILT	EXTRA WIRE	CHAIN/STEM	EXT.	HCWO	NOTES
A	43191	DAG	(8) 60W (C)	16W x 15.75H x 36L	54	---	88	36	---	---	Additional chain 2996 CLP, additional stem 2999 CLP. Sloped ceiling kit included.
B	43186	DAG	(5) 60W (C)	2.75W x 16H x 36L	48	---	96	36	---	---	Additional chain 2996 CLP, additional stem 2999 CLP. Sloped ceiling kit included.
C	44100	CLP	(2) 75W (M) ✓	12W x 7.25H	---	---	---	---	---	---	
D	43189	DAG	(1) 60W (C)	9W x 9.75H	48	90°	58	36	7.5	10	Additional stem 2999 CLP.

Measurements shown in inches. U.S. & Canada Patent Pending.

Grand Bank™

Finish: Auburn Stained Wood and
Distressed Black Metal
Glass: Clear Seeded

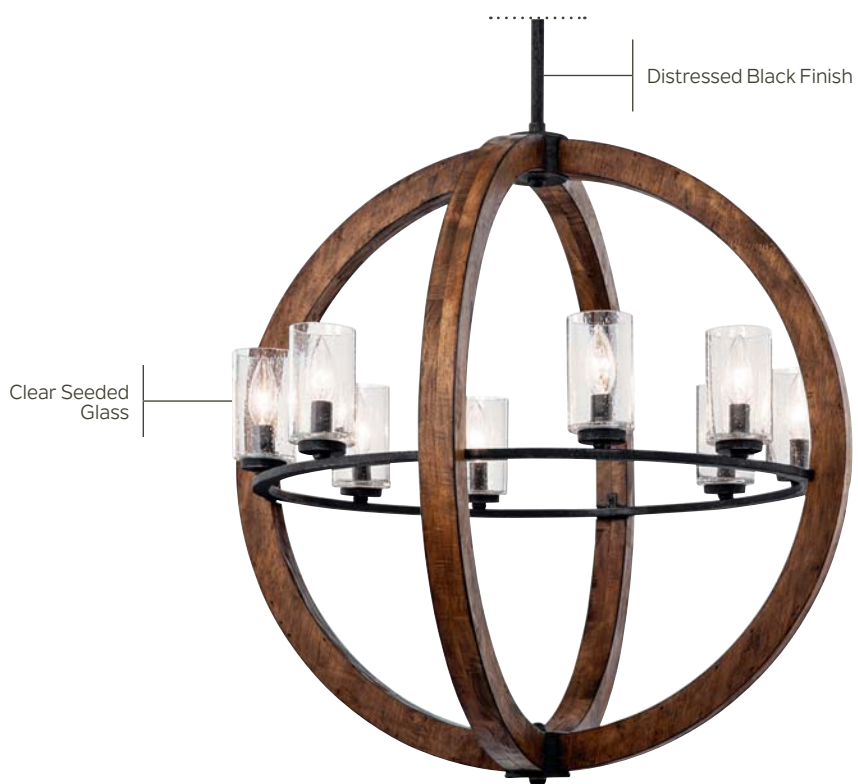


A | 43193 AUB
Chandelier



Auburn Stained Wood

B | 43185 AUB
Chandelier



Distressed Black Finish

Clear Seeded
Glass

C | 43190 AUB
Chandelier

Grand Bank™

	ITEM #	FINISH	LIGHT SOURCE	DIMENSIONS	OVRL. H	STEM TILT	EXTRA WIRE	CHAIN/STEM	NOTES
A	43193	AUB	(6) 60W (C)	25W x 22.5H	61	---	74	36	Additional chain 2996 DBK, additional stem 2999 DBK. Sloped ceiling kit included.
B	43185	AUB	(4) 60W (C)	20W x 21.5H	60	90°	74	36	Additional stem 2999 DBK.
C	43190	AUB	(8) 60W (C)	28W x 30H	68	90°	110	36	Additional stem 2999 DBK.

Measurements shown in inches. U.S. & Canada Patent Pending.

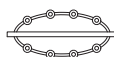
Grand Bank™

Finish: Auburn Stained Wood and
Distressed Black Metal

Glass: Clear Seeded



A | 43191 AUB
Oval Chandelier
NOT TO SCALE





Auburn Stained Wood

Distressed Black Finish

Clear Seeded Glass

B | 43186 AUB
Chandelier



C | 44100 AUB
Semi Flush



Pendalette®

Create three distinct lighting options with one fixture:
Mini Pendant, Semi Flush or Wall Sconce.

D | 43189 AUB

Shown as Mini Pendant - 9.75" H.

Shown as Wall Sconce - 12.5" H.

Shown as Semi Flush - 12.25" H.

Grand Bank™

	ITEM #	FINISH	LIGHT SOURCE	DIMENSIONS	OVRL. H	STEM TILT	EXTRA WIRE	CHAIN/STEM	EXT.	HCWO	NOTES
A	43191	AUB	(8) 60W (C)	16W x 15.75H x 36L	54	---	88	36	---	---	Additional chain 2996 DBK, additional stem 2999 DBK. Sloped ceiling kit included.
B	43186	AUB	(5) 60W (C)	2.75W x 16H x 36L	48	---	96	36	---	---	Additional chain 2996 DBK, additional stem 2999 DBK. Sloped ceiling kit included.
C	44100	AUB	(2) 75W (M) ✓	12W x 7.25H	7.5	---	---	---	---	---	
D	43189	AUB	(1) 60W (C)	9W x 9.75H	48	90°	58	36	7.5	10	Additional stem 2999 DBK.

Measurements shown in inches. U.S. & Canada Patent Pending.

Ahrendale™

Finish: Anvil Iron and Distressed Antique Gray Wood

Glass: Vetro Mica



A | 43590 AVI
Linear Chandelier
NOT TO SCALE

Coordinating



45196 AVI



310170 AVI



B | 43582 AVI
Chandelier



Shown as
Mini Chandelier - 16.75" H.

Convertible

Create two distinct lighting
options with one fixture:
Mini Chandelier or Semi Flush.

E | 43581 AVI



C | 43584 AVI
Mini Pendant





D | 43586 AVI
Wall Sconce



Shown as
Semi Flush - 15.75" H.

Ahrendale™

	ITEM #	FINISH	LIGHT SOURCE	DIMENSIONS	OVRLL. H	EXTRA WIRE	CHAIN/STEM	EXT.	HCWO	NOTES
A	43590	AVI	(5) 100W (M)	6W x 8.75H x 40L	47	107	36	---	---	Additional chain 2996 AVI, additional stem 2999 AVI. Sloped ceiling kit included.
B	43582	AVI	(4) 100W (M)	24W x 30H	104	47	72	---	---	Additional chain 2996 AVI.
C	43584	AVI	(1) 100W (M)	6W x 13H	51	61	36	---	---	Additional chain 2996 AVI, additional stem 2999 AVI. Sloped ceiling kit included.
D	43586	AVI	(1) 60W (C)	7.5W x 10H	---	---	---	3.75	4	 
E	43581	AVI	(3) 100W (M)	17.75W x 16.75H	91	60	72	---	---	Additional chain 2996 AVI.

Measurements shown in inches. U.S. & Canada Patent Pending.



Cahoon™

The rustic Cahoon collection incorporates natural materials and colors to create a subtle and beautiful aesthetic. The Anvil Iron finish coupled with Distressed Antique Grey accents are the perfect compliment to the beige linen shades.



Cahoon™

Finish: Anvil Iron and Distressed Antique Gray
Shades: Beige Linen Fabric





B | 43777 AVI
Wall Sconce



Shown as
Pendant - 16.75" H.

Convertible

Create two distinct lighting options with one fixture:
Pendant or Semi Flush.

D | 43775 AVI



Shown as
Semi Flush - 13.25" H.



C | 43776 AVI
Pendant

Satin Etched
Glass Diffuser

Cahoon™

	ITEM #	FINISH	LIGHT SOURCE	DIMENSIONS	OVRL. H	EXTRA WIRE	CHAIN/STEM	EXT.	HCWO	NOTES
A	43774	AVI	(3) 100W (M)	13.5W x 13H x 37.25L	51	111	36	---	---	Additional chain 2996 AVI, additional stem 4935 AVI. Slope ceiling kit included.
B	43777	AVI	(2) 60W (C) ✓	8.5W x 18H	---	---	---	5.25	9	Ⓢ
C	43776	AVI	(4) 100W (M)	25.75W x 12.75H	52	105	36	---	---	Additional chain 2996 AVI, additional stem 4935 AVI. Slope ceiling kit included.
D	43775	AVI	(1) 100W (M)	16.25W x 12.25H	51	72	36	---	---	Additional chain 2996 AVI, additional stem 4935 AVI. Slope ceiling kit included.

Measurements shown in inches. U.S. & Canada Patent Pending.



Evan™

Distressed woods. Hammered metals. Endless charm. With the Evan collection, you will effortlessly elevate and enhance any space in your home. The center column grounds each piece with a furniture-style shape, and the light wood tones coordinate with a rich distressed antique gray wood finish and anvil iron detailing.



Evan™

Finish: Distressed Antique Gray Wood with
Anvil Iron Detailing



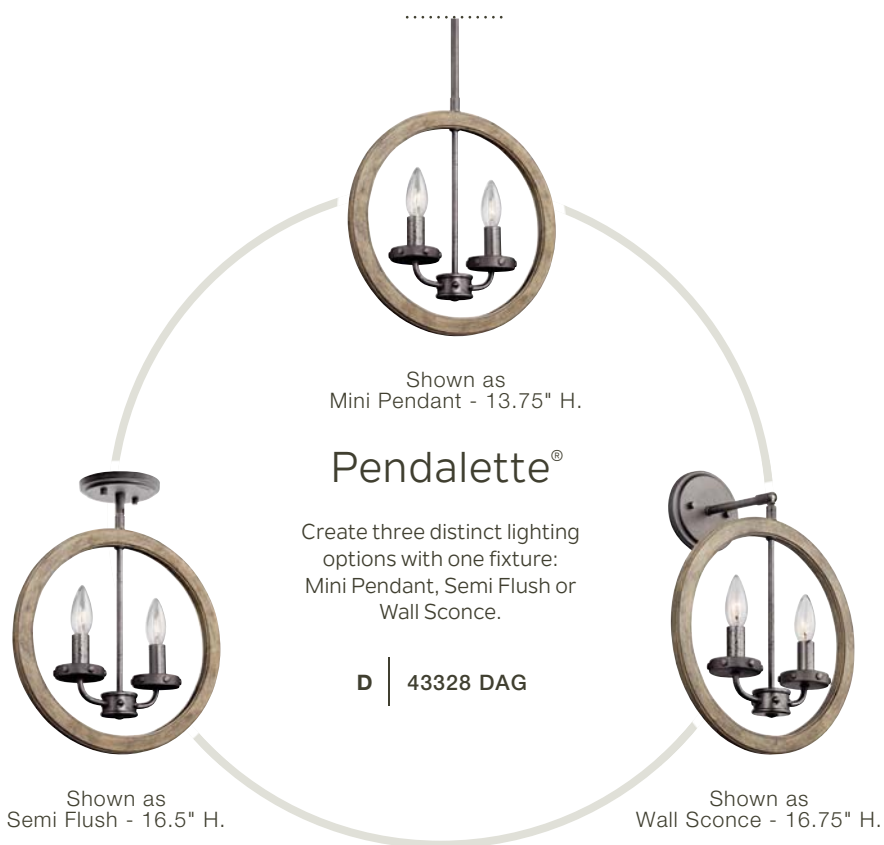
A | 43327 DAG
Chandelier
NOT TO SCALE



B | 43324 DAG
Chandelier



C | 43322 DAG
Chandelier



Evan™

	ITEM #	FINISH	LIGHT SOURCE	DIMENSIONS	OVRL. H	STEM TILT	EXTRA WIRE	CHAIN/STEM	EXT.	HCWO	NOTES
A	43327	DAG	(6) 60W (C)	28.5W x 37.25H	112	---	48	72	---	---	Additional chain 2996 AVI.
B	43324	DAG	(5) 60W (C)	20W x 30H	104	---	10	72	---	---	Additional chain 2996 AVI.
C	43322	DAG	(5) 60W (C)	24.25W x 27H	101	---	18	72	---	---	Additional chain 2996 AVI.
D	43328	DAG	(2) 60W (C)	13W x 13.75H	52	90°	65	36	7.75	14.25	Additional stem 2999 AVI.

Measurements shown in inches. U.S. & Canada Patent Pending.

Taulbee™

Finish: Weathered Zinc Metal with
Weathered Gray Wood



A | 43826 WZC
Chandelier
NOT TO SCALE

Vintage
Filament Bulb



5971 CLR



B | 43823 WZC
Chandelier



C | 43824 WZC
Oval Chandelier/Pendant

Taulbee™

	ITEM #	FINISH	LIGHT SOURCE	DIMENSIONS	OVRL. H	EXTRA WIRE	CHAIN/STEM	NOTES
A	43826	WZC	(15) 60W (C)	44W x 38.75H	112	52	72	Additional chain 4901 WZC.
B	43823	WZC	(6) 60W (C)	28.5W x 25.75H	100	52	72	Additional chain 2996 WZC.
C	43824	WZC	(6) 60W (C)	18W x 28H x 36L	103	48	72	Additional chain 2996 WZC.

Measurements shown in inches. U.S. & Canada Patent Pending.



Kimblewick™

Inspired by French country style and farmhouse simplicity, the Kimblewick collection makes a statement all its own. Textures are everywhere, including a weathered zinc metal framework and distressed Antique White center column. But the true showstoppers are the parchment glass teardrops: they feature the translucency of glass with the rustic appearance of wrinkled parchment paper.



Kimblewick™

Finish: Weathered Zinc with
Distressed Antique White
Accents: Parchment Glass



A | 43618 WZC
Chandelier
NOT TO SCALE



B | 43615 WZC
Chandelier



C | 43617 WZC
Chandelier

Kimblewick™

	ITEM #	FINISH	LIGHT SOURCE	DIMENSIONS	OVRL. H	EXTRA WIRE	CHAIN/STEM	NOTES
A	43618	WZC	(9) 60W (C)	30W x 32.25H	107	51	72	Additional chain 2996 WZC.
B	43615	WZC	(4) 60W (C)	18W x 20.25H	95	23	72	Additional chain 2996 WZC.
C	43617	WZC	(6) 60W (C)	26W x 27.75H	102	54	72	Additional chain 2996 WZC.

Measurements shown in inches. U.S. & Canada Patent Pending.

Brisbane

Finish: Distressed Black with Distressed
Antique White Beads



A | 43891 DBK
Chandelier



B | 43892 DBK
Chandelier



C | 43893 DBK
Flush Mount



D | 43894 DBK
Wall Sconce

Brisbane

	ITEM #	FINISH	LIGHT SOURCE	DIMENSIONS	OVRLL. H	EXTRA WIRE	CHAIN/STEM	EXT.	HCWO	NOTES
A	43891	DBK	(6) 60W (C)	24W x 24.75H	99	27	72	---	---	Additional chain 2996 DBK.
B	43892	DBK	(8) 60W (C)	30W x 31.75H	106	60	72	---	---	Additional chain 2996 DBK.
C	43893	DBK	(5) 60W (C) ✓	18W x 11H	---	---	---	---	---	
D	43894	DBK	(2) 60W (C)	18.25W x 18H	---	---	---	8	9.5	

Measurements shown in inches. U.S. & Canada Patent Pending.

Organique™

Finish: Olde Bronze®



A | 42888 OZ
Chandelier



B | 42887 OZ
Chandelier

Vintage
Filament Bulb



5971 CLR

Organique™

	ITEM #	FINISH	LIGHT SOURCE	DIMENSIONS	OVRL. H	EXTRA WIRE	CHAIN/STEM	NOTES
A	42888	OZ	(6) 60W (C)	30.25W x 22.5H	95	58	72	Additional chain 2996 OZ.
B	42887	OZ	(5) 60W (C)	24.25W x 16.75H	90	26	72	Additional chain 2996 OZ.

Measurements shown in inches. U.S. & Canada Patent Pending.



Hayman Bay™

Finish: Distressed Antique White

A | 43265 DAW
Chandelier

Hayman Bay™

Finish: Distressed Antique White



B | 43259 DAW
Indoor Pendant



D | 43255 DAW
Foyer Chandelier

Textured Rust Accent
Color on Loop



C | 43258 DAW
Indoor Pendant



E | 43257 DAW
Chandelier



F | 43256 DAW
Chandelier

Hayman Bay™

	ITEM #	FINISH	LIGHT SOURCE	DIMENSIONS	OVRL. H	EXTRA WIRE	CHAIN/STEM	NOTES
A	43265	DAW	(8) 60W (C)	32W x 32.5H	107	70	72	Additional chain 2996 DAW.
B	43259	DAW	(4) 60W (C)	15W x 29.75H	104	10	72	Additional chain 2996 DAW.
C	43258	DAW	(2) 60W (C)	8.5W x 18H	92	23	72	Additional chain 2996 DAW.
D	43255	DAW	(4) 60W (C)	16.25W x 29.75H	104	16	72	Additional chain 2996 DAW.
E	43257	DAW	(6) 60W (C)	27W x 29.75H	104	51	72	Additional chain 2996 DAW.
F	43256	DAW	(5) 60W (C)	28W x 29.75H	104	33	72	Additional chain 2996 DAW.

Measurements shown in inches. U.S. & Canada Patent Pending.

Kearn™

Finish: Olde Bronze® with Wrapped Rope Accents

Wrapped Rope Accents



A | 43424 OZ
Chandelier



A | 43424 OZ
Chandelier

Optional Shades



5" x 4.25"
Mica Fabric Shade
4121



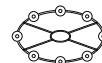
4.25" x 6.5"
Clear Seeded Glass
4122



B | 43423 OZ
Chandelier



C | 43422 OZ
Oval Chandelier



B | 43423 OZ
Chandelier



C | 43422 OZ
Oval Chandelier

Kearn™

	ITEM #	FINISH	LIGHT SOURCE	DIMENSIONS	OVRL H	EXTRA WIRE	CHAIN/STEM	NOTES
A	43424	OZ	(10) 60W (C)	33.75W x 39.25H	114	38	72	Additional chain 4901 OZ
B	43423	OZ	(6) 60W (C)	26W x 25H	100	52	72	Additional chain 2996 OZ.
C	43422	OZ	(8) 60W (C)	23.75W x 28.25H x 37.75L	103	51	72	Additional chain 2996 OZ.

Dimensions are without glass/shade. Measurements shown in inches. U.S. & Canada Patent Pending.



Vara

Finish: Distressed Black
Glass: Clear Seeded



A | 44073 DBK
Chandelier

Vara

Finish: Distressed Black
Glass: Clear Seeded



B | 44072 DBK
Chandelier



C | 44071 DBK
Mini Chandelier



D | 44070 DBK
Wall Sconce

Vara

	ITEM #	FINISH	LIGHT SOURCE	DIMENSIONS	OVRLL H	EXTRA WIRE	CHAIN/STEM	EXT.	HCWO	NOTES
A	44073	DBK	(9) 60W (C)	25.75W x 29.75H	68	110	36	---	---	Additional chain 2996 DBK, additional stem 2999 DBK.
B	44072	DBK	(5) 60W (C)	25.25W x 23.75H	62	51	36	---	---	Additional chain 2996 DBK, additional stem 2999 DBK. Sloped ceiling kit included.
C	44071	DBK	(3) 60W (C)	18W x 18.5H	57	58	36	---	---	Additional chain 2996 DBK, additional stem 2999 DBK. Sloped ceiling kit included.
D	44070	DBK	(1) 60W (C)	4.5W x 14.5H	---	---	---	7.5	6.25	D

Measurements shown in inches. U.S. & Canada Patent Pending.

Vara

Finish: Brushed Nickel
Glass: Clear Seeded



A | 44073 NI
Chandelier
NOT TO SCALE



B | 44072 NI
Chandelier



C | 44071 NI
Mini Chandelier



D | 44070 NI
Wall Sconce

Vara

	ITEM #	FINISH	LIGHT SOURCE	DIMENSIONS	OVRL. H	EXTRA WIRE	CHAIN/STEM	EXT.	HCWO	NOTES
A	44073	NI	(9) 60W (C)	25.75W x 29.75H	68	110	36	---	---	Additional chain 2996 NI, additional stem 2997, 2999, 3036, 3048 NI.
B	44072	NI	(5) 60W (C)	25.25W x 23.75H	62	51	36	---	---	Additional chain 2996 NI, additional stem 2997, 2999, 3036, 3048 NI. Sloped ceiling kit included.
C	44071	NI	(3) 60W (C)	18W x 18.5H	57	58	36	---	---	Additional chain 2996 NI, additional stem 2997, 2991, 3036, 3048 NI. Sloped ceiling kit included.
D	44070	NI	(1) 60W (C)	4.5W x 14.5H	---	---	---	7.5	6.25	ⓓ

Measurements shown in inches. U.S. & Canada Patent Pending.

Lucien™

Finish: Olde Bronze®



A | 42708 OZ
Chandelier

Features



Installs with Bulb
Up or Down

Vintage Filament Bulb



4071 CLR



B | 42257 OZ
Chandelier Pendant

Lucien™

	ITEM #	FINISH	LIGHT SOURCE	DIMENSIONS	OVRL. H	EXTRA WIRE	CHAIN/STEM	NOTES
A	42708	OZ	(6) 100W (M)	25.25W x 25H	103	10	72	Additional chain 2996 OZ. 28.75" height is with bulbs down. May be installed with bulb up or down.
B	42257	OZ	(9) 60W (M)	26W x 16.75H	58	110	36	Additional chain 2996 OZ, additional stem 4935 OZ. Sloped ceiling kit included.

Measurements shown in inches. U.S. & Canada Patent Pending.

Tuscany

Finish: Olde Bronze®
Glass: Clear Seeded



A | 44060 OZ
Chandelier



B | 44059 OZ
Mini Chandelier



C | 44058 OZ
Mini Pendant

Vintage
Filament Bulb



4071 CLR

Tuscany

	ITEM #	FINISH	LIGHT SOURCE	DIMENSIONS	OVRL. H	EXTRA WIRE	CHAIN/STEM	NOTES
A	44060	OZ	(5) 75W (M)	22W x 24H	98	36	72	Additional chain 2996 OZ.
B	44059	OZ	(3) 75W (M)	17W x 21H	95	36	72	Additional chain 2996 OZ.
C	44058	OZ	(1) 75W (M)	9W x 8.75H	47	66	36	Additional chain 2996 OZ, additional stem 2999 OZ. Sloped ceiling kit included.

Measurements shown in inches. U.S. & Canada Patent Pending.



Lyndon™

Finish: Architectural Bronze™

Glass: Clear Seeded



A | 49498 AZ
Indoor/Outdoor Chandelier

Lyndon™

Finish: Architectural Bronze™
Glass: Clear Seeded



B | 49835 AZ
Indoor/Outdoor Linear



C | 49447 AZ
Indoor/Outdoor Pendant



D | 49446 AZ
Indoor/Outdoor Pendant

Coordinating



49500 BKTLED



310140 OZ

Vintage Filament Bulb



4071 CLR

Lyndon™

	ITEM #	FINISH	LIGHT SOURCE	DIMENSIONS	OVRLL. H	EXTRA WIRE	CHAIN/STEM	NOTES
A	49498	AZ	(5) 75W (M)	24W x 9.75H	48	110	36	Ⓧ Additional chain 4927 AZ, additional stem 2999 AZ. Sloped ceiling kit included.
B	49835	AZ	(6) 100W (M)	17W x 13.75H x 36.75L	52	66	36	Ⓧ Additional chain 4927 AZ, additional stem 2999 AZ. Sloped ceiling kit included.
C	49447	AZ	(1) 100W (M)	6W x 11.75H	50	71	36	Ⓧ Additional chain 4927 AZ, additional stem 2999 AZ. Sloped ceiling kit included.
D	49446	AZ	(1) 75W (M)	5W x 9.5H	48	72	36	Ⓧ Additional chain 4927 AZ, additional stem 2999 AZ. Sloped ceiling kit included.

Measurements shown in inches. U.S. & Canada Patent Pending.

Lyndon™

Finish: Brushed Aluminum
Glass: Clear Seeded



A | 49835 BA
Indoor/Outdoor Linear

Lyndon™

Finish: Brushed Aluminum
Glass: Clear Seeded



B | 49498 BA
Indoor/Outdoor Chandelier



D | 49446 BA
Indoor/Outdoor Pendant



C | 49447 BA
Indoor/Outdoor Pendant

Vintage
Filament Bulb



4071 CLR

Lyndon™

	ITEM #	FINISH	LIGHT SOURCE	DIMENSIONS	OVRLL. H	EXTRA WIRE	CHAIN/STEM	NOTES
A	49835	BA	(6) 100W (M)	17W x 13.75H x 36.75L	52	66	36	Ⓧ Additional stem 4927 PL, additional stem 2999 BA. Sloped ceiling kit included.
B	49498	BA	(5) 75W (M)	24W x 9.75H	48	110	36	Ⓧ Additional chain 4927 PL, additional stem 2999 BA. Sloped ceiling kit included.
C	49447	BA	(1) 100W (M)	6W x 11.75H	50	71	36	Ⓧ Additional chain 4927 PL, additional stem 2999 BA. Sloped ceiling kit included.
D	49446	BA	(1) 75W (M)	5W x 9.5H	48	72	36	Ⓧ Additional chain 4927 PL, additional stem 2999 BA. Sloped ceiling kit included.

Measurements shown in inches. U.S. & Canada Patent Pending.



Moorgate™

Inspired by vintage industrial shipping crates, Moorgate fixtures feature an oversized X pattern in a rich black and brass finish combination. Knurled sockets in a contrasting finish bring a premium detail to this substantial, yet simple, statement piece.



Moorgate™

Finish: Black with Natural Rubbed Brass
Glass: Clear



A | 44082 BK
Linear Chandelier



B | 44081 BK
Linear Chandelier



C | 44083 BK
Mini Pendant

Vintage
Filament Bulb



4071 CLR

Moorgate™

	ITEM #	FINISH	LIGHT SOURCE	DIMENSIONS	OVRL. H	EXTRA WIRE	CHAIN/STEM	NOTES
A	44082	BK	(7) 75W (M)	12W x 12.75H x 48L	51	107	36	Additional chain 4901 BK, additional stem 4935 BK. Sloped ceiling kit included.
B	44081	BK	(5) 75W (M)	12W x 12.75H x 36L	51	107	36	Additional chain 4927 BK, additional stem 2999 BK. Sloped ceiling kit included.
C	44083	BK	(1) 75W (M)	8W x 12.75H	51	68	36	Additional chain 4927 BK, additional stem 2999 BK. Sloped ceiling kit included.

Measurements shown in inches. U.S. & Canada Patent Pending.



Braelyn™

The vintage industrial design is punctuated with Clear Seeded glass shades, reminiscent of glass jars that were a staple of 19th century American life. The optional vintage filament light bulbs enhance this style, making the fixtures the perfect addition to any space.



Braelyn™

Finish: Classic Pewter
Glass: Clear Seeded



B | 43059 CLP
Linear Chandelier



A | 43457 CLP
Linear Chandelier

Vintage
Filament Bulb



4071 CLR



C | 45457 CLP
Wall Sconce



D | 43060 CLP
Mini Pendant



Shown as
Mini Chandelier - 11.25" H.

Convertible

Create two distinct lighting
options with one fixture:
Mini Chandelier or Semi Flush.

F | 43057 CLP



Shown as
Semi Flush - 12" H.



E | 43058 CLP
Chandelier

Braelyn™

	ITEM #	FINISH	LIGHT SOURCE	DIMENSIONS	OVRL. H	EXTRA WIRE	CHAIN/STEM	EXT.	HCWO	NOTES
A	43457	CLP	(8) 60W (M)	15W x 11.25H x 42L	50	110	36	---	---	Additional chain 2996 CLP, additional stem 2999 CLP. Sloped ceiling kit included.
B	43059	CLP	(6) 60W (M)	15W x 11.25H x 34L	50	111	36	---	---	Additional chain 2996 CLP, additional stem 2999 CLP. Sloped ceiling kit included.
C	45457	CLP	(1) 60W (M)	5W x 9.5H	---	---	---	5.75	6	ⓐ
D	43060	CLP	(1) 60W (M)	3.75W x 8.5H	47	68	36	---	---	Additional chain 2996 CLP, additional stem 2999 CLP. Sloped ceiling kit included.
E	43058	CLP	(5) 60W (M)	25W x 11.25H	50	106	36	---	---	Additional chain 2996 CLP, additional stem 2999 CLP. Sloped ceiling kit included.
F	43057	CLP	(3) 60W (M)	18W x 11.25H	50	74	36	---	---	Additional chain 2996 CLP, additional stem 2999 CLP. Sloped ceiling kit included.

Measurements shown in inches. U.S. & Canada Patent Pending.

Braelyn™

Finish: Olde Bronze®

Glass: Clear Seeded



B | 43059 OZ
Linear Chandelier



A | 43457 OZ
Linear Chandelier



“Excellent design and build quality. This fixture really accentuated the layout of my galley kitchen. It blends well with the craftsman design of my home.”

- Chris in KY | Louisville, KY | Braelyn 43059 OZ

Coordinating



45459 OZ

Vintage
Filament Bulb



4071 CLR



C | 45457 OZ
Wall Sconce



D | 43060 OZ
Mini Pendant



Shown as
Mini Chandelier - 11.25" H.

Convertible

Create two distinct lighting
options with one fixture:
Mini Chandelier or Semi Flush.

F | 43057 OZ



Shown as
Semi Flush - 12" H.



E | 43058 OZ
Chandelier

Braelyn™

	ITEM #	FINISH	LIGHT SOURCE	DIMENSIONS	OVRL. H	EXTRA WIRE	CHAIN/STEM	EXT.	HCWO	NOTES
A	43457	OZ	(8) 60W (M)	15W x 11.25H x 42L	50	110	36	---	---	Additional chain 2996 OZ, additional stem 2999 OZ. Sloped ceiling kit included.
B	43059	OZ	(6) 60W (M)	15W x 11.25H x 34L	50	111	36	---	---	Additional chain 2996 OZ, additional stem 2999 OZ. Sloped ceiling kit included.
C	45457	OZ	(1) 60W (M)	5W x 9.5H	---	---	---	5.75	6	Ⓢ
D	43060	OZ	(1) 60W (M)	3.75W x 8.5H	47	68	36	---	---	Additional chain 2996 OZ, additional stem 2999 OZ. Sloped ceiling kit included.
E	43058	OZ	(5) 60W (M)	25W x 11.25H	50	106	36	---	---	Additional chain 2996 OZ, additional stem 2999 OZ. Sloped ceiling kit included.
F	43057	OZ	(3) 60W (M)	18W x 11.25H	50	74	36	---	---	Additional chain 2996 OZ, additional stem 2999 OZ. Sloped ceiling kit included.

Measurements shown in inches. U.S. & Canada Patent Pending.



Asher™

Finish: Antique Pewter
Glass: Clear

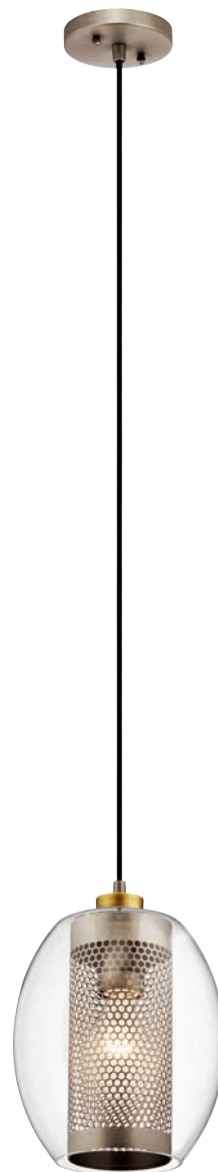
A | 44104 AP
Linear Chandelier

Asher™

Finish: Antique Pewter
Glass: Clear



B | 44103 AP
Pendant



C | 44102 AP
Mini Pendant

Asher™

	ITEM #	FINISH	LIGHT SOURCE	DIMENSIONS	OVRL. H	NOTES
A	44104	AP	(3) 75W (M)	8.5W x 11.75H x 28.5L	118	
B	44103	AP	(3) 75W (M)	17.25W x 11.75H	118	
C	44102	AP	(1) 75W (M)	8.5W x 11.75H	118	

Measurements shown in inches. U.S. & Canada Patent Pending.



Brinley™

The vintage style of the Brinley collection gives a beautifully modern treatment to the familiar and comfort of mason jar lighting fixtures. Used in groups or stand-alone, the Brinley collection is a new touch of home in Brushed Nickel or Olde Bronze®.



Brinley™

Finish: Brushed Nickel

Glass: Clear



A | 42890 NI
Linear Chandelier



“ Looks great paired with the Pendants from the same collection. We installed it in the middle of our kitchen. It's amazing the difference these lights have made. ”

- Jess801 | Roy, UT | Brinley™ 42891 NI

Vintage
Filament Bulb



4071 CLR

Coordinating



45689 NI



B | 45576 NI
Wall Sconce

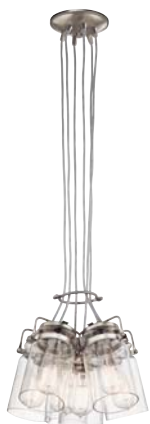
Mason Jar
Inspired Glass



C | 42878 NI
Mini Pendant



D | 42891 NI
Flush Mount



Can be used with
or without included
cord ring to achieve a
different look



E | 42869 NI
Pendant



F | 42877 NI
Pendant



“ Easy to install great stylish look strong and sturdy construction. The glass is not too thin and the construction is strong and not flimsy. I have this one hanging in my bathroom over a pedestal sink it look amazing! ”

- nonstop | Columbus, OH | Brinley™ 42878 NI

Brinley™

	ITEM #	FINISH	LIGHT SOURCE	DIMENSIONS	OVRL H	EXT.	HCWO	NOTES
A	42890	NI	(8) 100W (M)	10.25W x 7.75H x 25.5L	124	---	---	
B	45576	NI	(1) 100W (M)	5W x 11.5H	---	6.25	6	Ⓚ
C	42878	NI	(1) 100W (M)	4.75W x 7.75H	113	---	---	
D	42891	NI	(3) 75W (M) ✓	11.75W x 8H	---	---	---	
E	42869	NI	(3) 100W (M)	8.5W x 7.75H	124	---	---	
F	42877	NI	(6) 100W (M)	12W x 7.75H	124	---	---	

Measurements shown in inches. U.S. & Canada Patent Pending.

Brinley™

Finish: Olde Bronze®
Glass: Clear



A | 42890 OZ
Linear Chandelier

Vintage
Filament Bulb



4071 CLR

Coordinating



45689 OZ




B | 45576 OZ
Wall Sconce



C | 42878 OZ
Mini Pendant



D | 42891 OZ
Flush Mount



Can be used with
or without included
cord ring to achieve a
different look



E | 42869 OZ
Pendant



F | 42877 OZ
Pendant

Brinley™

	ITEM #	FINISH	LIGHT SOURCE	DIMENSIONS	OVRL. H	EXT.	HCWO	NOTES
A	42890	OZ	(8) 100W (M)	10.25W x 7.75H x 25.5L	124	---	---	
B	45576	OZ	(1) 100W (M)	5W x 11.5H	---	6.25	6	D
C	42878	OZ	(1) 100W (M)	4.75W x 7.75H	113	---	---	
D	42891	OZ	(3) 75W (M) ✓	11.75W x 8H	---	---	---	
E	42869	OZ	(3) 100W (M)	8.5W x 7.75H	124	---	---	
F	42877	OZ	(6) 100W (M)	12W x 7.75H	124	---	---	

Measurements shown in inches. U.S. & Canada Patent Pending.

Garim™

Finish: Polished Nickel

Glass: Clear



A | 42474 PN
Chandelier



Garim™

	ITEM #	FINISH	LIGHT SOURCE	DIMENSIONS	OVRLL. H	EXTRA WIRE	CHAIN/STEM	NOTES
A	42474	PN	(9) 40W (C)	33.75W x 21.75H	60	109	36	Additional chain 2996 PN, additional stem 2999 PN. Sloped ceiling kit included. "T" bulb required.

Measurements shown in inches. U.S. & Canada Patent Pending.

Doncaster

Finish: Natural Brass with Polished Nickel Accents



Vintage Filament Bulb



5971 CLR

Doncaster

	ITEM #	FINISH	LIGHT SOURCE	DIMENSIONS	OVRL. H	EXTRA WIRE	CHAIN/STEM	EXT.	HCWO	NOTES
A	42211	NBR	(7) 60W (C)	23.75W x 13.25H	51	71	36	---	---	Additional chain 2996 NBR, additional stem 2999 NBR. Sloped ceiling kit included.
B	42203	NBR	(3) 40W (C)	6.25W x 23H	---	---	---	3.25	10.5	Ⓚ Ⓛ May be installed with glass up or down.

Dimensions do not include bulb. Measurements shown in inches. U.S. & Canada Patent Pending.



Rumer™

Finish: Natural Brass with Dark Natural Brass Accents

Rumer™

Finish: Natural Brass with Dark Natural Brass Accents



A | 43587 NBR
Mini Chandelier



Shown as
Mini Pendant - 13.5" H.

Convertible

Create two distinct lighting
options with one fixture:
Mini Pendant or Wall Sconce.

B | 43589 NBR



Shown as
Wall Sconce - 12.75" H.

Vintage
Filament Bulb

4071 CLR

Rumer™

	ITEM #	FINISH	LIGHT SOURCE	DIMENSIONS	OVRL. H	EXTRA WIRE	CHAIN/STEM	EXT.	HCWO	NOTES
A	43587	NBR	(4) 60W (M)	17.5W x 21.25H	60	74	36	---	---	Additional chain 2996 NBR, additional stem 2999 NBR. Sloped ceiling kit included.
B	43589	NBR	(1) 60W (M)	5W x 13.5H	46	50	36	5.25	2.5	6" stem required for pendant mount. 2996 NBR chain. Sloped ceiling kit included.

Dimensions do not include bulbs. Measurements shown in inches. U.S. & Canada Patent Pending.



Brooklyn

Finish: Matte Black

Brooklyn

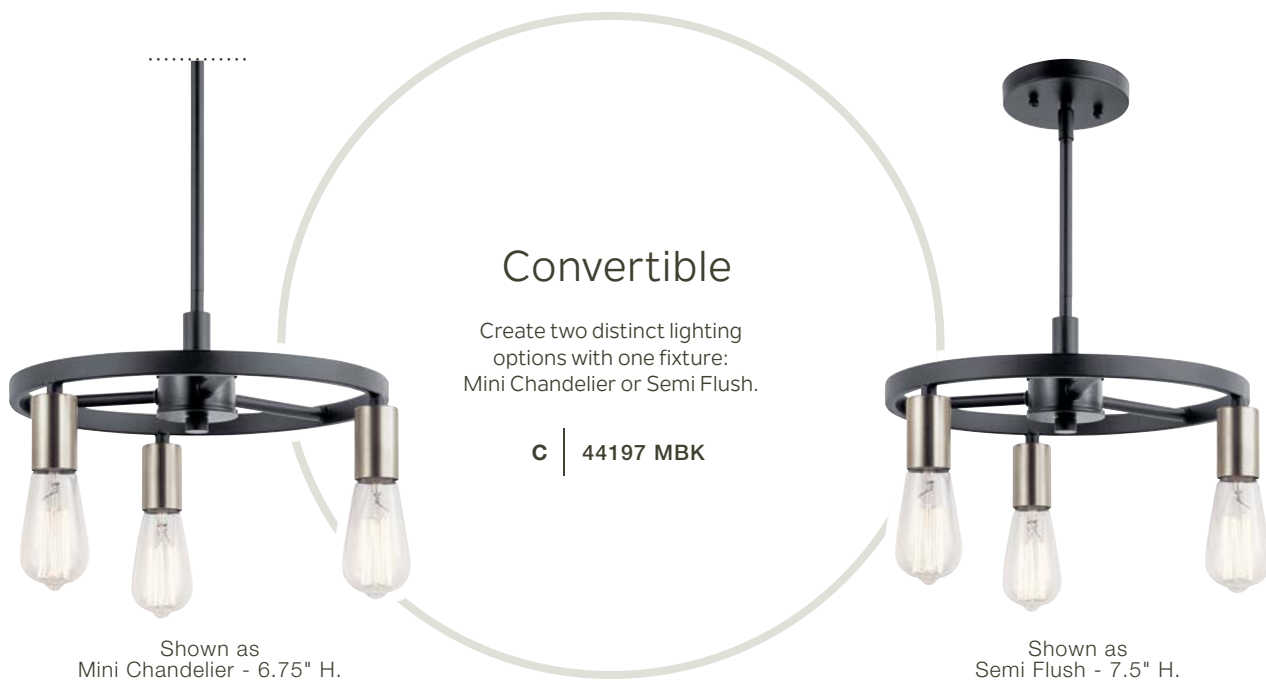
Finish: Matte Black



A | 44195 MBK
Chandelier



B | 44196 MBK
Mini Pendant



Convertible

Create two distinct lighting options with one fixture:
Mini Chandelier or Semi Flush.

C | 44197 MBK

Shown as
Mini Chandelier - 6.75" H.

Shown as
Semi Flush - 7.5" H.

Features



Shown Glass Up

Shown Glass Down

Vintage Filament Bulb



4071 CLR

Brooklyn

ITEM #	FINISH	LIGHT SOURCE	DIMENSIONS	OVRL. H	STEM TILT	EXTRA WIRE	CHAIN/STEM	NOTES	
A	44195	MBK	(5) 75W (M)	21.25W x 7H	45	90°	74	36	Additional stem 2999 MBK. 4.75" height with bulbs up. May be installed with glass up or down.
B	44196	MBK	(1) 75W (M)	10W x 11H	49	90°	68	36	Additional stem 2999 MBK.
C	44197	MBK	(3) 75W (M)	14W x 6.75H	43	90°	74	36	Additional stem 2999 MBK. 4.75" height with bulbs up. May be installed with glass up or down.

Measurements shown in inches. U.S. & Canada Patent Pending.

Imahn™

Finish: Black with Natural Brass Accents



A | 43887 BK
Linear Chandelier

Natural Brass
Accents



B | 43888 BK
Pendant



C | 43889 BK
Wall Sconce

Vintage
Filament Bulb



4071 CLR

Imahn™

	ITEM #	FINISH	LIGHT SOURCE	DIMENSIONS	OVRL. H	EXTRA WIRE	CHAIN/STEM	EXT.	HCWO	NOTES
A	43887	BK	(5) 100W (M)	2W x 10.25H x 35.5L	49	104	36	---	---	Additional stem 2999 BK. Sloped ceiling kit included.
B	43888	BK	(1) 100W (M)	2W x 12.75H x 6.75L	51	65	36	---	---	Additional stem 2999 BK. Sloped ceiling kit included.
C	43889	BK	(1) 100W (M)	6.75W x 12H	---	---	---	4	5.75	D

Measurements shown in inches. U.S. & Canada Patent Pending.

Devin


Finish: Natural Brass
Glass: Clear or Smoke Ribbed



A | 43958 NBR
Pendant



B | 43127 NBR
Mini Pendant



C | 43551 CLP
Mini Pendant



C | 43551 NBR
Mini Pendant

Devin

	ITEM #	FINISH	LIGHT SOURCE	DIMENSIONS	OVRL. H	EXTRA WIRE	CHAIN/STEM	NOTES
A	43958	NBR	(3) 100W (M)	18W x 12.75H	51	70	36	Additional chain 2996 NBR, additional stem 2999 NBR. Sloped ceiling kit included.
B	43127	NBR	(1) 100W (M)	7.75W x 10.25H	118	---	---	
C	43551	CLP, NBR	(1) 100W (M)	8W x 9H	118	---	---	

Measurements shown in inches. U.S. & Canada Patent Pending.



Rocklyn™

Finish: Raw Steel Finish with Natural Brass Accents

Rocklyn™

Finish: Raw Steel Finish with Natural Brass Accents



Rocklyn™

	ITEM #	FINISH	LIGHT SOURCE	DIMENSIONS	OVRL. H	EXTRA WIRE	CHAIN/STEM	NOTES
A	43719	RS	(1) 100W (M)	8W x 9.25H	113	---	---	
B	43717	RS	(3) 100W (M)	17.75W x 36H	74	70	36	Additional chain 2996 RS, additional stem 2999 RS.
C	43718	RS	(6) 100W (M)	22.75W x 36H	74	70	36	Additional chain 2996 RS, additional stem 2999 RS.

Measurements shown in inches. U.S. & Canada Patent Pending.

Hatteras Bay™

Finish: Polished Nickel or Brushed Nickel

Glass: Clear Fresnel Lens



A | 2691 PN
Pendant
NOT TO SCALE



B | 2664 PN
Mini Pendant



C | 2665 PN
Pendant



D | 43883 PNLEDR
Ceiling Light



D | 43883 NILEDR
Ceiling Light



E | 2666 PN
Pendant



F | 2682 PN
Pendant

Coordinating



300018 BSS

Hatteras Bay™

Finish: Polished Nickel

Glass: Satin Etched White with Clear Fresnel Lens



G | 7050 PN
Rail Light



H | 7704 PN
Rail Light



J | 43764 PN
Mini Pendant





K | 43765 PN
Pendant

Detailed
Hardware



L | 43767 PN
Pendant

Hatteras Bay™

	ITEM #	FINISH	LIGHT SOURCE	LED BULB OUTPUT	DIMENSIONS	OVRLL. H	EXTRA WIRE	CHAIN/STEM	EXT.	HCWO	NOTES
A	2691	PN	(1) 200W (M)	---	23.75W x 19.5H	58	67	36	---	---	Ⓛ Additional chain 4901 PN, additional stem 4935 PN. Sloped ceiling kit included.
B	2664	PN	(1) 100W (M)	---	8W x 10.25H	49	71	36	---	---	Additional chain 2996 PN, additional stem 2999 PN. Sloped ceiling kit included.
C	2665	PN	(1) 100W (M)	---	11.75W x 11H	49	71	36	---	---	Additional chain 2996 PN, additional stem 2999 PN. Sloped ceiling kit included.
D	43883	PNLEDR	(1) 22W  	3000K, 90 CRI, 1250 Lumens, 57 LPW	13.25W x 4.5H	---	---	---	---	---	Ⓛ Dimmable.
E	2666	PN	(1) 150W (M)	---	13.25W x 12H	50	71	36	---	---	Additional chain 2996 PN, additional stem 2999 PN. Sloped ceiling kit included.
F	2682	PN	(1) 150W (M)	---	18W x 16H	54	70	36	---	---	Additional chain 2996 PN, additional stem 4935 PN. Sloped ceiling kit included.
G	7050	PN	(3) 50W (GU10) ✓	---	5.5W x 11.25H x 22.75L	---	---	---	7.5	6	Ⓛ 90° vertical rotation, 330° horizontal rotation. May be installed on wall or ceiling.
H	7704	PN	(4) 50W (GU10) ✓	---	5.5W x 11.25H x 31.25L	---	---	---	7.5	6	Ⓛ 90° vertical rotation, 330° horizontal rotation. May be installed on wall or ceiling.
J	43764	PN	(1) 100W (M)	---	8W x 10.25H	48	70	36	---	---	Additional chain 2996 PN, additional stem 2999 PN. Sloped ceiling kit included.
K	43765	PN	(1) 100W (M)	---	11.5W x 12H	50	70	36	---	---	Additional chain 2996 PN, additional stem 2999 PN. Sloped ceiling kit included.
L	43767	PN	(1) 150W (M)	---	18W x 16.75H	55	68	36	---	---	Additional chain 2996 PN, additional stem 4935 PN. Sloped ceiling kit included.

Measurements shown in inches. U.S. & Canada Patent Pending.

Hatteras Bay™

Finish: Olde Bronze®
Glass: Clear Fresnel Lens



B | 2664 OZ
Mini Pendant



C | 2665 OZ
Pendant



D | 2666 OZ
Pendant



A | 2691 OZ
Pendant
NOT TO SCALE



E | 2682 OZ
Pendant



F | 43883 OZLEDR
Ceiling Light



G | 49065 OZ
Indoor/Outdoor Wall Sconce



H | 49067 OZ
Indoor/Outdoor Wall Sconce

Coordinating



300018 OBB

Hatteras Bay™

Finish: Olde Bronze®

Glass: Satin Etched White with Clear Fresnel Lens



J | 7050 OZ
Rail Light



K | 7704 OZ
Rail Light



L | 43764 OZ
Mini Pendant














M | 43765 OZ
Pendant



N | 43767 OZ
Pendant

Hatteras Bay™

	ITEM #	FINISH	LIGHT SOURCE	LED BULB OUTPUT	DIMENSIONS	OVRL. H	EXTRA WIRE	CHAIN/STEM	EXT.	HCWO	NOTES
A	2691	OZ	(1) 200W (M)	---	23.75W x 19.5H	58	67	36	---	---	Additional chain 4901 OZ, additional stem 4935 OZ. Sloped ceiling kit included.
B	2664	OZ	(1) 100W (M)	---	8W x 10.25H	49	71	36	---	---	Additional chain 2996 OZ, additional stem 2999 OZ. Sloped ceiling kit included.
C	2665	OZ	(1) 100W (M)	---	11.75W x 11H	49	71	36	---	---	Additional chain 2996 OZ, additional stem 2999 OZ. Sloped ceiling kit included.
D	2666	OZ	(1) 150W (M)	---	13.25W x 12H	50	71	36	---	---	Additional chain 2996 OZ, additional stem 2999 OZ. Sloped ceiling kit included.
E	2682	OZ	(1) 150W (M)	---	18W x 16H	54	70	36	---	---	Additional chain 2996 OZ, additional stem 4935 OZ. Sloped ceiling kit included.
F	43883	OZLEDR	(1) 22W  	3000K, 90 CRI, 1250 Lumens, 57 LPW	13.25W x 4.5H	---	---	---	---	---	 Dimmable.
G	49065	OZ	(1) 75W (M)	---	9W x 9.5H	---	---	---	10	6	 
H	49067	OZ	(1) 100W (M)	---	10.5W x 10.25H	---	---	---	11.75	6.25	 
J	7050	OZ	(3) 50W (GU10) 	---	5.5W x 11.25H x 22.75L	---	---	---	7.5	6	 90° vertical rotation, 330° horizontal rotation. May be installed on wall or ceiling.
K	7704	OZ	(4) 50W (GU10) 	---	5.5W x 11.25H x 31.25L	---	---	---	7.5	6	 90° vertical rotation, 330° horizontal rotation. May be installed on wall or ceiling.
L	43764	OZ	(1) 100W (M)	---	8W x 10.25H	48	70	36	---	---	Additional chain 2996 OZ, additional stem 2999 OZ. Sloped ceiling kit included.
M	43765	OZ	(1) 100W (M)	---	11.5W x 12H	50	70	36	---	---	Additional chain 2996 OZ, additional stem 2999 OZ. Sloped ceiling kit included.
N	43767	OZ	(1) 150W (M)	---	18W x 16.75H	55	68	36	---	---	Additional chain 2996 OZ, additional stem 4935 OZ sloped ceiling kit included.

Measurements shown in inches. U.S. & Canada Patent Pending.



Niles

Finish: Antique Pewter
Glass: Clear Seeded



A | 43993 AP
Chandelier

Niles

Finish: Antique Pewter
Glass: Clear Seeded



B | 43994 AP
Linear Chandelier



C | 45590 AP
Wall Sconce



Shown as
Mini Chandelier - 14.25" H.

Convertible

Create two distinct lighting options with one fixture:
Mini Chandelier or Semi Flush.

D | 43992 AP



Shown as
Semi Flush - 13" H.

Coordinating



45592 AP

Features



Installs with Glass
Up or Down

Vintage Filament Bulb



4071 CLR

Niles

	ITEM #	FINISH	LIGHT SOURCE	DIMENSIONS	OVRL H	EXTRA WIRE	CHAIN/STEM	EXT.	HCWO	NOTES
A	43993	AP	(5) 100W (M)	26W x 20.25H	94	21	72	---	---	Additional chain 2996 AP. May be installed with glass up or down.
B	43994	AP	(6) 100W (M)	17W x 10H x 32.25L	48	104	36	---	---	Additional chain 2996 AP, additional stem 2999 AP. Sloped ceiling kit included. May be installed with glass up or down.
C	45590	AP	(1) 100W (M)	5.5W x 10H	---	---	---	7.25	3.25	ⓓ May be installed with glass up or down.
D	43992	AP	(3) 100W (M)	16W x 20.75H	90	27	72	---	---	Additional chain 2996 AP. May be installed with glass up or down.

Measurements shown in inches. U.S. & Canada Patent Pending.

Niles

Finish: Olde Bronze®
Glass: Clear Seeded



A | 43993 OZ
Chandelier
NOT TO SCALE



“ This is my 2nd Kichler chandelier and it does not disappoint. I was looking for a complimentary - yet different look - for my adjoining two rooms. Without missing a beat, the antique bronze color and finish was identical on both fixtures, even though they were purchased over a year apart. Assembly was simple, the instructions were clear and the simple packaging made it easy to know what was supposed to go where. I actually found it more difficult to remove the exiting light fixture than to hang this new one.

The look is exactly what we wanted and we are thrilled with the quality of this product - it will last! ”

- Adam Stone | SF Bay Area, CA | Niles 43993 OZ



B | 43994 OZ
Linear Chandelier



C | 45590 OZ
Wall Sconce



Shown as
Mini Chandelier - 20.75" H.

Convertible

Create two distinct lighting
options with one fixture:
Mini Chandelier or Semi Flush.

D | 43992 OZ



Shown as
Semi Flush - 13" H.

Coordinating



45592 OZ

Features



Installs with Glass
Up or Down

Vintage Filament Bulb



4071 CLR

Niles

	ITEM #	FINISH	LIGHT SOURCE	DIMENSIONS	OVRLL. H	EXTRA WIRE	CHAIN/STEM	EXT.	HCWO	NOTES
A	43993	OZ	(5) 100W (M)	26W x 20.25H	94	21	72	---	---	Additional chain 2996 OZ. May be installed with glass up or down.
B	43994	OZ	(6) 100W (M)	17W x 10H x 32.25L	48	104	36	---	---	Additional chain 2996 OZ, additional stem 2999 OZ. Sloped ceiling kit included. May be installed with glass up or down.
C	45590	OZ	(1) 100W (M)	5.5W x 10H	---	---	---	7.25	3.25	Ⓧ May be installed with glass up or down.
D	43992	OZ	(3) 100W (M)	16W x 20.75H	90	27	72	---	---	Additional chain 2996 OZ. May be installed with glass up or down.

Measurements shown in inches. U.S. & Canada Patent Pending.

Harmony

Finish: Brushed Nickel

Glass: Clear



A | 44064 NI
Chandelier
NOT TO SCALE

Coordinating



45894 NI



330151 NI

Vintage Filament Bulb



4071 CLR



B | 44063 NI
Chandelier



C | 44065 NI
Pendant



D | 44066 NI
Semi Flush



E | 45892 NI
Wall Sconce

Harmony

	ITEM #	FINISH	LIGHT SOURCE	DIMENSIONS	OVRL. H	STEM TILT	EXTRA WIRE	CHAIN/STEM	EXT.	HCWO	NOTES
A	44064	NI	(5) 75W (M)	26W x 24.75H	99	---	43	72	---	---	Additional chain 2996 NI.
B	44063	NI	(3) 75W (M)	22W x 22.5H	97	---	34	72	---	---	Additional chain 2996 NI.
C	44065	NI	(1) 75W (M)	6.5W x 7.75H	51	90°	64	36	---	---	Additional chain 2996 NI, additional stem 2997, 2999, 3036, 3048 NI.
D	44066	NI	(1) 75W (M)	10W x 12H	---	---	---	---	---	---	
E	45892	NI	(1) 75W (M)	6.5W x 8H	---	---	---	---	8.25	2.5	ⓓ May be installed with glass up or down.

Measurements shown in inches. U.S. & Canada Patent Pending.

Harmony

Finish: Olde Bronze®

Glass: Clear



A | 44064 OZ
Chandelier
NOT TO SCALE

Coordinating



45894 OZ

330151 OZ

Vintage Filament Bulb



4071 CLR



B | 44063 OZ
Chandelier



C | 44065 OZ
Pendant



D | 44066 OZ
Semi Flush



E | 45892 OZ
Wall Sconce

Harmony

	ITEM #	FINISH	LIGHT SOURCE	DIMENSIONS	OVRL. H	STEM TILT	EXTRA WIRE	CHAIN/STEM	EXT.	HCWO	NOTES
A	44064	OZ	(5) 75W (M)	26W x 24.75H	99	---	43	72	---	---	Additional chain 2996 OZ.
B	44063	OZ	(3) 75W (M)	22W x 22.5H	97	---	34	72	---	---	Additional chain 2996 OZ.
C	44065	OZ	(1) 75W (M)	6.5W x 7.75H	51	90°	64	36	---	---	Additional chain 2996 OZ, additional stem 2999 OZ.
D	44066	OZ	(1) 75W (M)	10W x 12H	---	---	---	---	---	---	
E	45892	OZ	(1) 75W (M)	6.5W x 8H	---	---	---	---	8.25	2.5	ⓓ May be installed with glass up or down.

Measurements shown in inches. U.S. & Canada Patent Pending.

Kayde™

Finish: Olde Bronze®
Glass: Clear Seeded



A | 42126 OZ
Wall Sconce



B | 42125 OZ
Mini Pendant



C | 42124 OZ
Linear Chandelier

Kayde™

Finish: Classic Pewter
Glass: Clear Seeded



A | 42126 CLP
Wall Sconce



B | 42125 CLP
Mini Pendant



C | 42124 CLP
Linear Chandelier

Kayde™

	ITEM #	FINISH	LIGHT SOURCE	DIMENSIONS	OVRL. H	EXTRA WIRE	CHAIN/STEM	EXT.	HCWO	NOTES
A	42126	CLP, OZ	(1) 100W (M)	4.75W x 12.5H	---	---	---	5.75	8	D
B	42125	CLP, OZ	(1) 100W (M)	4.5W x 9.75H	48	67	36	---	---	Additional chain 2996 CLP, OZ. Additional stem 2999 CLP, OZ. Sloped ceiling kit included.
C	42124	CLP, OZ	(5) 100W (M)	4.25W x 15H x 40L	53	98	36	---	---	Additional chain 2996 CLP, OZ. Additional stem 2999 CLP, OZ. Sloped ceiling kit included.

Measurements shown in inches. U.S. & Canada Patent Pending.



Armstrong

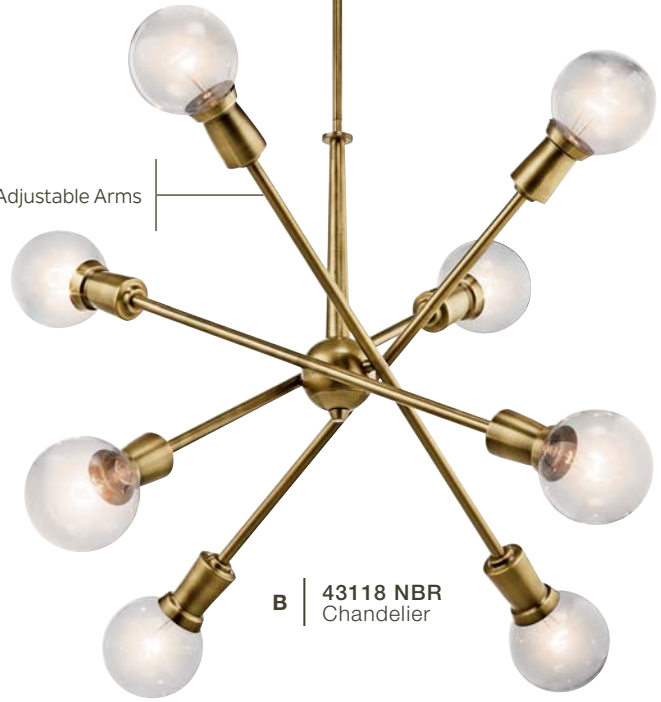
The Mid-Century Armstrong collection features a "sputnik" design with adjustable arms allowing you to customize the light for just the right look.



Armstrong

Finish: Natural Brass

Adjustable Arms



B | 43118 NBR
Chandelier

Adjustable
Arms




A | 43119 NBR
Chandelier

Features



Adjusts Vertically or
Horizontally



C | 43095 NBR
Chandelier



D | 43196 NBR
Flush Mount



E | 43195 NBR
Wall Sconce

Armstrong

ITEM #	FINISH	LIGHT SOURCE	DIMENSIONS	OVRLL. H	EXTRA WIRE	CHAIN/STEM	EXT.	HCWO	NOTES	
A	43119	NBR	(10) 100W (M)	47W x 53.5H	74	62	36	---	---	Additional chain 2996 NBR, additional stem 2999 NBR. Sloped ceiling kit included. G40 bulb recommended.
B	43118	NBR	(8) 100W (M)	30W x 26H	69	64	36	---	---	Additional chain 2996 NBR, additional stem 2999 NBR. Sloped ceiling kit included. G40 bulb recommended.
C	43095	NBR	(6) 100W (M)	20W x 27.75H	60	65	36	---	---	Additional chain 2996 NBR, additional stem 2999 NBR. Sloped ceiling kit included. G40 bulb recommended.
D	43196	NBR	(3) 100W (M)	15W x 5.75H	---	---	---	---	---	G40 bulb recommended.
E	43195	NBR	(2) 60W (M)	16.75W x 5H	---	---	---	4.25	2.5	Ⓟ May be installed on wall or ceiling, vertically or horizontally. G40 bulb recommended.

Dimensions do not include bulbs. Measurements shown in inches. U.S. & Canada Patent Pending.

Armstrong

Finish: Chrome

Adjustable Arms



B | 43118 CH
Chandelier

Adjustable
Arms



A | 43119 CH
Chandelier



“ This light is super fun and modern! It gives off lighting in every direction for an unusual unique illumination. It modernized my older kitchen. I would highly recommend this light. ”

- Leeannrogers40 | Tucson, AZ | Armstrong 43118 CH

Features



Adjusts Vertically or
Horizontally



C | 43095 CH
Chandelier



E | 43195 CH
Wall Sconce



D | 43196 CH
Flush Mount

Armstrong

	ITEM #	FINISH	LIGHT SOURCE	DIMENSIONS	OVRL. H	EXTRA WIRE	CHAIN/STEM	EXT.	HCWO	NOTES
A	43119	CH	(10) 100W (M)	47W x 53.5H	74	62	36	---	---	Additional chain 2996 CH, additional stem 2999 CH. Sloped ceiling kit included. G40 bulb recommended.
B	43118	CH	(8) 100W (M)	30W x 26H	69	64	36	---	---	Additional chain 2996 CH, additional stem 2999 CH. Sloped ceiling kit included. G40 bulb recommended.
C	43095	CH	(6) 100W (M)	20W x 27.75H	60	65	36	---	---	Additional chain 2996 CH, additional stem 2999 CH. Sloped ceiling kit included. G40 bulb recommended.
D	43196	CH	(3) 100W (M)	15W x 5.75H	---	---	---	---	---	G40 bulb recommended.
E	43195	CH	(2) 60W (M)	16.75W x 5H	---	---	---	4.25	2.5	Ⓟ May be installed on wall or ceiling, vertically or horizontally. G40 bulb recommended.

Dimensions do not include bulbs. Measurements shown in inches. U.S. & Canada Patent Pending.



Aura

Geometric lines suspend soft orbs for a style that wows at first sight. From mid-century modern living spaces to contemporary kitchens to minimalistic dining rooms – Aura's asymmetrical grid adds balance and interest to a variety of decors.



Aura

Finish: Chrome
Glass: Satin Etched Cased Opal



A | 44094 CH
Chandelier
NOT TO SCALE



B | 44093 CH
Chandelier



C | 44095 CH
Pendant



D | 44096 CH
Mini Pendant

Aura

	ITEM #	FINISH	LIGHT SOURCE	DIMENSIONS	OVRL. H	STEM TILT	EXTRA WIRE	CHAIN/STEM	NOTES
A	44094	CH	(7) 50W (G9)	12W x 28.25H x 37L	54	---	110	36	Additional chain 2996 CH, additional stem 2999 CH. Sloped ceiling kit included.
B	44093	CH	(5) 50W (G9)	24W x 14.5H	47	90°	76	36	Additional stem 2999 CH.
C	44095	CH	(3) 50W (G9)	12W x 19.25H	50	90°	74	36	Additional stem 2999 CH.
D	44096	CH	(1) 50W (G9)	4.25W x 7H	45	90°	70	36	Additional stem 2999 CH.

Measurements shown in inches. U.S. & Canada Patent Pending.



Cirus™

The Mid-Century Modern Cirus collection features warm curved Auburn Stained Wood accents reminiscent of wood panels from the 1940's. The smooth round shape and white fabric shades complete the look.



Cirus™

Finish: Brushed Nickel with Auburn Stained Wood Accents
Glass: Satin Etched Diffuser
Shades: White Fabric



A | 43755 AUB
Mini Pendant

Shown as
Semi Flush - 13" H.

B | 43753 AUB

Convertible

Create two distinct lighting options with one fixture:
Pendant or Semi Flush.

Shown as
Pendant - 12" H.



C | 43756 AUB
Wall Sconce



Shown as
Pendant - 14" H.

Convertible

Create two distinct lighting
options with one fixture:
Pendant or Semi Flush.

D | 43754 AUB



Shown as
Semi Flush - 14.75" H.

Cirus™

	ITEM #	FINISH	LIGHT SOURCE	DIMENSIONS	OVRL. H	EXTRA WIRE	CHAIN/STEM	EXT.	HCWO	NOTES
A	43755	AUB	(1) 100W (M)	8W x 8.5H	47	66	36	---	---	Additional chain 2996 NI, additional stem 2997, 2999, 3036, 3048 NI. Sloped ceiling kit included.
B	43753	AUB	(4) 100W (M)	24W x 12H	50	69	36	---	---	Additional chain 2996 NI, additional stem 2997, 2999, 3036, 3048 NI. Sloped ceiling kit included.
C	43756	AUB	(2) 60W (M) ✓	7.5W x 12H	---	---	---	5.5	6	
D	43754	AUB	(5) 100W (M)	3W x 14H	52	104	36	---	---	Additional chain 2996 NI, additional stem 4935 NI. Sloped ceiling kit included.

Measurements shown in inches. U.S. & Canada Patent Pending.

Alden

Finish: Natural Brass



A | 43363 NBR
Wall Sconce



B | 43362 NBR
Linear Chandelier



Alden

	ITEM #	FINISH	LIGHT SOURCE	DIMENSIONS	OVRL. H	EXTRA WIRE	CHAIN/STEM	EXT.	HCWO	NOTES
A	43363	NBR	(1) 60W (C)	5W x 11.5H	---	---	---	5.25	3.75	Ⓧ
B	43362	NBR	(6) 60W (C)	11W x 17.5H x 38.5L	56	99	72	---	---	Additional stem 2999 NBR. Sloped ceiling kit included.

Measurements shown in inches. U.S. & Canada Patent Pending. Dimensions do not include bulbs.

Charles

Finish: Natural Brass
 Glass: Satin Etched Diffuser
 Shade: White Linen



A | 43276 NBR
 Pendant

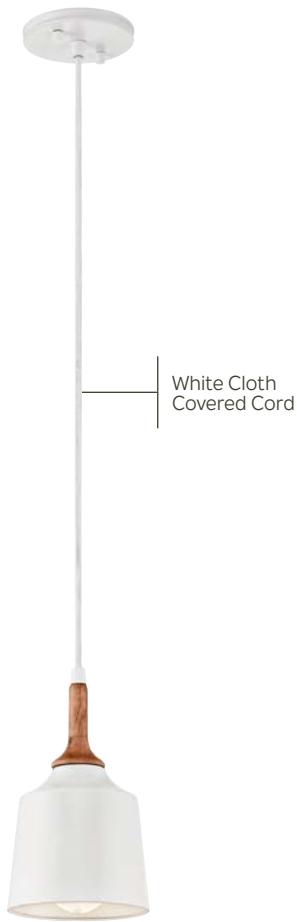
Charles

	ITEM #	FINISH	LIGHT SOURCE	DIMENSIONS	OVRLL. H	EXTRA WIRE	CHAIN/STEM	NOTES
A	43276	NBR	(4) 100W (M)	20.5W x 13.25H	52	103	36	Additional chain 2996 NBR, additional stem 2999 NBR. Sloped ceiling kit included.

Measurements shown in inches. U.S. & Canada Patent Pending.

Danika

Finish: White with Natural Maple Wood Accents



A | 43682 WH
Mini Pendant



B | 43683 WH
Pendant

Danika

	ITEM #	FINISH	LIGHT SOURCE	DIMENSIONS	OVRL. H	NOTES
A	43682	WH	(1) 100W (M)	5.25W x 9.25H	115	G type lamp recommended.
B	43683	WH	(1) 100W (M)	16.25W x 9.25H	115	G type lamp recommended.

Measurements shown in inches. U.S. & Canada Patent Pending.

Maclain

Finish: Natural Brass
Glass: Satin Etched White



A | 43743 NBR
Mini Pendant



Shown as
Pendant - 11.75" H.

Convertible

Create two distinct lighting options with one fixture:
Pendant or Semi Flush.

C | 43744 NBR



B | 43742 NBR
Chandelier Pendant



Shown as
Semi Flush - 12" H.

Maclain

	ITEM #	FINISH	LIGHT SOURCE	DIMENSIONS	OVRL. H	EXTRA WIRE	CHAIN/STEM	NOTES
A	43743	NBR	(1) 100W (M)	10W x 12.5H	49	60	36	Additional chain 2996 NBR, additional stem 2999 NBR. Sloped ceiling kit included.
B	43742	NBR	(4) 100W (M)	24W x 24.25H	63	56	36	Additional chain 2996 NBR, additional stem 2999 NBR. Sloped ceiling kit included.
C	43744	NBR	(3) 100W (M)	16W x 11.75H	51	68	36	Additional chain 2996 NBR, additional stem 2999 NBR. Sloped ceiling kit included.

Measurements shown in inches. U.S. & Canada Patent Pending.



Sutton

Finish: White

Sutton

Finish: White



A | 44191 WH
Chandelier

B | 44190 WH
Chandelier

Sutton

	ITEM #	FINISH	LIGHT SOURCE	DIMENSIONS	OVRL. H	STEM TILT	EXTRA WIRE	CHAIN/STEM	NOTES
A	44191	WH	(6) 60W (C)	30.75W x 17.75H	56	90°	99	36	Additional stem 2999 WH.
B	44190	WH	(4) 60W (C)	22W x 16.25H	54	90°	64	36	Additional stem 2999 WH.

Measurements shown in inches. U.S. & Canada Patent Pending.



Vance™

Finish: Natural Brass
Glass: Antique Mercury



A | 43931 NBR
Linear Chandelier

Vance™

Finish: Natural Brass
Glass: Antique Mercury



B | 43933 NBR
Foyer Pendant



C | 43935 NBR
Foyer Chandelier

Vintage
Filament Bulb



5971 CLR

Vance™

	ITEM #	FINISH	LIGHT SOURCE	DIMENSIONS	OVRL. H	EXTRA WIRE	CHAIN/STEM	NOTES
A	43931	NBR	(8) 60W (C)	13.25W x 24H x 37.25L	98	53	72	Additional chain 4901 NBR.
B	43933	NBR	(4) 60W (C)	13W x 30H	104	50	72	Additional chain 2996 NBR.
C	43935	NBR	(8) 60W (C)	20.25W x 46.25H	120	48	72	Additional chain 4901 NBR.

Measurements shown in inches. U.S. & Canada Patent Pending.



Aldergate™

Depth, dimension and geometric interest come together to give Aldergate™ an uncommon style. Overlapping grids in contrasting finishes bring structural interest and softly diffuse the light. The look is inspired by industrial trends – yet sophisticated enough to work in traditional spaces.

Aldergate™

Finish: Black with Natural Brass



A | 44077 BK
Oval Chandelier

Aldergate™

	ITEM #	FINISH	LIGHT SOURCE	DIMENSIONS	OVRL. H	EXTRA WIRE	CHAIN/STEM	NOTES
A	44077	BK	(6) 75W (M)	17W x 11.25H x 38L	49	102	36	Additional chain 4901 BK, additional stem 4935 BK. Sloped ceiling kit included.

Measurements shown in inches. U.S. & Canada Patent Pending.

Aldergate™

Finish: Black with Natural Brass



A | 44076 BK
Chandelier Pendant
NOT TO SCALE



B | 44078 BK
Foyer Pendant



C | 44079 BK
Wall Sconce



Shown as
Pendant - 11.5" H.

Convertible

Create two distinct lighting
options with one fixture:
Pendant or Semi Flush.

D | 44075 BK



Shown as
Semi Flush - 12" H.

Aldergate™

	ITEM #	FINISH	LIGHT SOURCE	DIMENSIONS	OVRL. H	EXTRA WIRE	CHAIN/STEM	EXT.	HCWO	NOTES
A	44076	BK	(4) 75W (M)	24W x 11.5H	49	70	36	---	---	Additional chain 4901 BK, additional stem 4935 BK.
B	44078	BK	(6) 75W (M)	16W x 25H	63	103	36	---	---	Additional chain 4901 BK, additional stem 4935 BK.
C	44079	BK	(2) 60W (C) ✓	7.5W x 12H	---	---	---	3.75	6	ⓓ Ⓟ
D	44075	BK	(3) 75W (M)	18W x 11.5H	49	70	36	---	---	Additional chain 4927 BK, additional stem 2999 BK. Sloped ceiling kit included.

Measurements shown in inches. U.S. & Canada Patent Pending.

Kensington™

Finish: Olde Bronze®



A | 43333 OZ
Mini Pendant



B | 43332 OZ
Foyer Pendant



Kensington™

	ITEM #	FINISH	LIGHT SOURCE	DIMENSIONS	OVRL. H	EXTRA WIRE	CHAIN/STEM	NOTES
A	43333	OZ	(1) 60W (M)	8.25W x 16.25H	55	68	36	Additional chain 2996 OZ, additional stem 2999 OZ. Sloped ceiling kit included.
B	43332	OZ	(4) 60W (C)	16.25W x 27H	65	50	36	Additional chain 2996 OZ, additional stem 2999 OZ. Sloped ceiling kit included.

Measurements shown in inches. U.S. & Canada Patent Pending.

Kailey™

Finish: Brushed Nickel
 Glass: Satin Etched
 Shades: White Organza with Gray Trim



A | 43437 NI
 Linear Chandelier




B | 43438 NI
 Chandelier



C | 43442 NI
 Mini Pendant

Kailey™

	ITEM #	FINISH	LIGHT SOURCE	DIMENSIONS	OVRL. H	STEM TILT	EXTRA WIRE	CHAIN/STEM	NOTES
A	43437	NI	(3) 100W (M)	9W x 13H x 36L	51	---	64	36	Additional chain 2996 NI, additional stem 2997, 2999, 3036, 3048 NI. Sloped ceiling kit included.
B	43438	NI	(4) 60W (C)	25W x 13.25H	52	---	64	36	Additional chain 2996 NI, additional stem 2997, 2999, 3036, 3048 NI. Sloped ceiling kit included.
C	43442	NI	(1) 50W (G9) 	6W x 10H	48	90°	63	36	Additional stem 2997, 2999, 3036, 3048 NI.

Measurements shown in inches. U.S. & Canada Patent Pending.



Triocent™

Finish: Polished Nickel

Glass: Clear Seeded

Triocent™

Finish: Polished Nickel
Glass: Clear Seeded



A | 44205 PN
Linear Chandelier



Shown as
Pendant - 12.25" H.

Convertible

Create two distinct lighting
options with one fixture:
Mini Pendant or Semi Flush.

B | 44206 PN



Shown as
Semi Flush - 14.75" H.

Triocent™

	ITEM #	FINISH	LIGHT SOURCE	DIMENSIONS	OVRL. H	STEM TILT	EXTRA WIRE	CHAIN/STEM	NOTES
A	44205	PN	(3) 75W (M)	9.5W x 17.25H x 36L	55	---	107	36	Additional chain 2996 PN, additional stem 2999 PN. Sloped ceiling kit included.
B	44206	PN	(1) 75W (M)	9.5W x 12.25H	50	90°	66	36	Additional stem 2999 PN.

Measurements shown in inches. U.S. & Canada Patent Pending.



Melrose

Finish: Brushed Nickel
Glass: Etched Diffuser
Shade: White Fabric

Melrose

Finish: Brushed Nickel
Glass: Etched Diffuser
Shades: White Fabric



Melrose

	ITEM #	FINISH	LIGHT SOURCE	DIMENSIONS	OVRL. H	EXTRA WIRE	CHAIN/STEM	EXT.	HCWO	NOTES
A	43988	NI	(4) 100W (M)	24W x 11.75H	46	69	36	---	---	Add. chain 2996 NI, add. stem 2997, 2999, 3036, 3048 NI. Sloped ceiling kit included.
B	43989	NI	(1) 60W (C)	5W x 15H	---	---	---	4	11.5	Ⓚ
C	43987	NI	(3) 100W (M)	18W x 11.75H	46	69	36	---	---	Add. chain 2996 NI, add. stem 2997, 2999, 3036, 3048 NI. Sloped ceiling kit included.

Measurements shown in inches. U.S. & Canada Patent Pending.

Saldana™

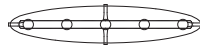
Finish: Classic Pewter

Glass: Etched Opal

Shades: White Translucent Organza Outer with Gray Trim



A | 42920 CLP
Linear Chandelier





Shown as
Mini Chandelier - 13.5" H.

Convertible

Create two distinct lighting options with one fixture:
Mini Chandelier or Semi Flush.

B | 42923 CLP



Shown as
Semi Flush - 14.25" H.



C | 42921 CLP
Chandelier

Coordinating



300181 AP

Saldana™

	ITEM #	FINISH	LIGHT SOURCE	DIMENSIONS	OVRL. H	EXTRA WIRE	CHAIN/STEM	NOTES
A	42920	CLP	(5) 50W (G9)	8W x 13.25H x 39L	42	98	36	Additional chain 2996 CLP, additional stem 2999 CLP. Sloped ceiling kit included.
B	42923	CLP	(3) 50W (G9)	18W x 13.5H	42	62	36	Additional chain 2996 CLP, additional stem 2999 CLP. Sloped ceiling kit included.
C	42921	CLP	(5) 50W (G9)	24W x 14.25H	43	61	36	Additional chain 2996 CLP, additional stem 4935 CLP. Sloped ceiling kit included.

Measurements shown in inches. U.S. & Canada Patent Pending.



Evie

Finish: Brushed Nickel
Glass: Clear Outer and Antique Mercury Inner

Evie

Finish: Brushed Nickel

Glass: Clear Outer and Antique Mercury Inner



A | 43624 NI
Mini Pendant



B | 43629 NI
Mini Pendant



C | 43625 NI
Mini Pendant



D | 43627 NI
Pendant



E | 43628 NI
Linear Chandelier

Gray Cloth
Covered Cord

Vintage
Filament Bulb



4071 CLR

Evie

	ITEM #	FINISH	LIGHT SOURCE	DIMENSIONS	OVRL H	NOTES
A	43624	NI	(1) 100W (M)	6.5W x 7.75H	113	
B	43629	NI	(1) 100W (M)	6W x 8.25H	113	
C	43625	NI	(1) 100W (M)	6W x 9.5H	113	
D	43627	NI	(3) 100W (M)	14.25W x 9.5H	113	
E	43628	NI	(6) 100W (M)	10W x 9.5H x 34.25L	113	

Measurements shown in inches. U.S. & Canada Patent Pending.

Roswell™

Finish: Olde Bronze® with Inner Gold Tone Highlights
Glass: Satin Etched Diffuser
Shades: Off-White Linen Fabric



A | 43303 OZ
Oval Chandelier/Pendant
NOT TO SCALE





Inner Satin Etched Glass

B | 43305 OZ
Wall Sconce
ADA Compliant

Inner Satin Etched Glass



C | 43304 OZ
Mini Pendant



Inner Off-White Linen Fabric Shade

D | 43301 OZ
Pendant



Satin Etched Glass Diffuser

E | 43390 OZ
Pendant

Roswell™

	ITEM #	FINISH	LIGHT SOURCE	DIMENSIONS	OVRL. H	EXTRA WIRE	CHAIN/STEM	EXT.	HCWO	NOTES
A	43303	OZ	(3) 100W (M)	12.25W x 7.75H x 37.25L	49	95	36	---	---	Additional chain 2996 OZ, additional stem 4935 OZ. Sloped ceiling kit included.
B	43305	OZ	(1) 50W (G9)	5W x 9.5H	---	---	---	3.75	4.25	
C	43304	OZ	(1) 100W (M)	5.25W x 8.5H	49	62	36	---	---	Additional chain 2996 OZ, additional stem 2999 OZ. Sloped ceiling kit included.
D	43301	OZ	(3) 100W (M)	18W x 7.25H	49	66	36	---	---	Additional chain 2996 OZ, additional stem 4935 OZ. Sloped ceiling kit included.
E	43390	OZ	(4) 100W (M)	24W x 9H	47	69	36	---	---	Additional chain 2996 OZ, additional stem 4935 OZ.

Measurements shown in inches. U.S. & Canada Patent Pending.

Roswell™

Finish: Brushed Nickel
Glass: Satin Etched Diffuser
Shades: Off-White Linen Fabric



A | 43303 NI
Oval Chandelier/Pendant
NOT TO SCALE





Inner Satin Etched Glass

B | 43305 NI
Wall Sconce
ADA Compliant

Inner Satin Etched Glass



C | 43304 NI
Mini Pendant



Inner Off-White Linen Fabric Shade

D | 43301 NI
Pendant



Satin Etched Glass Diffuser

E | 43390 NI
Pendant

Roswell™

	ITEM #	FINISH	LIGHT SOURCE	DIMENSIONS	OVRL. H	EXTRA WIRE	CHAIN/STEM	EXT.	HCWO	NOTES
A	43303	NI	(3) 100W (M)	12.25W x 7.75H x 37.25L	46	95	36	---	---	Additional chain 2996 NI, additional stem 4935 NI. Sloped ceiling kit included.
B	43305	NI	(1) 50W (G9)	5W x 9.5H	---	---	---	3.75	4.25	
C	43304	NI	(1) 100W (M)	5.25W x 8.5H	47	62	36	---	---	Additional chain 2996 NI, additional stem 2997, 2999, 3036, 3048 NI. Sloped ceiling kit included.
D	43301	NI	(3) 100W (M)	18W x 7.25H	49	66	36	---	---	Additional chain 2996 NI, additional stem 4935 NI. Sloped ceiling kit included.
E	43390	NI	(4) 100W (M)	24W x 9H	47	69	36	---	---	Additional chain 2996 NI, additional stem 4935 NI.

Measurements shown in inches. U.S. & Canada Patent Pending.



Krasi™

Finish: Warm Bronze
Glass: Clear Etched
Shades: Off-White Fabric



A | 42465 WMZ
Chandelier/Pendant

Krasi™

Finish: Warm Bronze
 Glass: Clear Etched
 Shades: Off-White Fabric



B | 42479 WMZ
Flush Mount

Satin Etched
Glass Diffuser

Off-White
Fabric Shade



Shown as
Mini Pendant - 11" H.

Pendalette®

Create three distinct lighting
options with one fixture: Mini Pendant,
Semi Flush or Wall Mount.

D | 42467 WMZ



Shown as
Semi Flush - 11.75" H.



C | 42466 WMZ
Pendant

Satin Etched
Cased Opal Glass

Satin Etched
Cased Opal Glass



Shown as
Wall Mount - 15.75" H.

Krasi™

	ITEM #	FINISH	LIGHT SOURCE	DIMENSIONS	OVRLL. H	EXTRA WIRE	CHAIN/STEM	EXT.	HCWO	NOTES
A	42465	WMZ	(4) 100W (M)	24W x 9.5H	48	74	36	---	---	Additional chain 2996 WMZ, additional stem 2999 WMZ. Sloped ceiling kit included.
B	42479	WMZ	(3) 60W (M) ✦	16W x 7.75H	---	---	---	---	---	
C	42466	WMZ	(1) 100W (M)	7.75W x 16.25H	55	65	36	---	---	Additional chain 2996 WMZ, additional stem 2999 WMZ. Sloped ceiling kit included.
D	42467	WMZ	(1) 100W (M)	5.5W x 11H	49	109	36	6.5	2.5	Additional chain 2996 WMZ, additional stem 2999 WMZ. Sloped ceiling kit included.

Measurements shown in inches. U.S. & Canada Patent Pending.



Silver Coral

Finish: Classic Pewter
Glass: Etched Diffuser
Shades: White Fabric



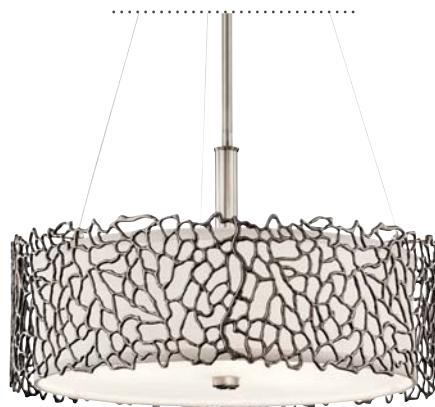
A | 43348 CLP
Oval Chandelier/Pendant

Silver Coral

Finish: Classic Pewter
 Glass: Etched Diffuser
 Shades: White Fabric



B | 43347 CLP
 Chandelier/Pendant
 Etched Glass Diffuser

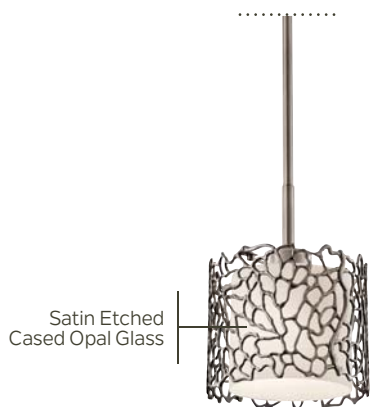


Shown as
 Pendant - 11" H.

Convertible

Create two distinct lighting options with one fixture:
 Pendant or Semi Flush.

D | 43346 CLP



C | 43349 CLP
 Mini Pendant



Shown as
 Semi Flush - 11.25" H.



“ Easy to install looks great beautiful design reflected on ceiling. ”

- Jayce | Fort Myers, FL | Silver Coral 43348 CLP


Silver Coral

	ITEM #	FINISH	LIGHT SOURCE	DIMENSIONS	OVRL. H	EXTRA WIRE	CHAIN/STEM	NOTES
A	43348	CLP	(4) 100W (M)	16W x 13.5H x 34L	47	96	36	Additional chain 2996 CLP, additional stem 2999 CLP. Sloped ceiling kit included.
B	43347	CLP	(4) 100W (M)	22W x 13.5H	47	99	36	Additional chain 2996 CLP, additional stem 4935 CLP. Sloped ceiling kit included.
C	43349	CLP	(1) 100W (M)	7.25W x 10H	48	66	36	Additional chain 2996 CLP, additional stem 2999 CLP. Sloped ceiling kit included.
D	43346	CLP	(3) 100W (M)	18.25W x 11H	50	69	36	Additional chain 2996 CLP, additional stem 2999 CLP. Sloped ceiling kit included.

Measurements shown in inches. U.S. & Canada Patent Pending.

Leighton™

Finish: Olde Bronze® with Optical Crystal Disc Accents
 Glass: Satin Etched Diffusers
 Shades: Off-White Fabric



A | 45178 OZ
Wall Sconce



B | 42482 OZ
Pendant



C | 42485 OZ
Semi Flush



D | 42486 OZ
Semi Flush

Leighton™

ITEM #	FINISH	LIGHT SOURCE	DIMENSIONS	OVRL. H	EXTRA WIRE	CHAIN/STEM	EXT.	HCWO	NOTES
A	45178 OZ	(1) 60W (C)	8W x 14.75H	---	---	---	9.75	8.5	G type bulb recommended.
B	42482 OZ	(3) 100W (M)	26W x 28H	102	53	72	---	---	Additional chain 2996 OZ.
C	42485 OZ	(3) 75W (M)	16W x 11H	---	---	---	---	---	
D	42486 OZ	(4) 100W (M)	22W x 13.5H	---	---	---	---	---	

Measurements shown in inches. U.S. & Canada Patent Pending.

Moxie

Finish: Cambridge Bronze
 Glass: Satin Etched Diffuser
 Shades: Linen Fabric



Linen Fabric Shade

A | 42061 CMZ
 Linear Chandelier



B | 42099 CMZ
 Linear Chandelier

Moxie

	ITEM #	FINISH	LIGHT SOURCE	DIMENSIONS	OVRL. H	EXTRA WIRE	CHAIN/STEM	NOTES
A	42061	CMZ	(3) 100W (M)	12W x 13.5H x 36L	46	106	36	Additional chain 2996 CMZ, additional stem 2999 CMZ. Sloped ceiling kit included.
B	42099	CMZ	(4) 100W (M)	16W x 13.5H x 48L	52	110	36	Additional chain 2996 CMZ, additional stem 2999 CMZ. Sloped ceiling kit included.

Measurements shown in inches. U.S. & Canada Patent Pending.

Winslow

Finish: Brushed Nickel
Glass: Clear Seeded



A | 44031 NI
Chandelier



B | 44032 NI
Mini Pendant



C | 44033 NI
Ceiling



D | 45910 NI
Wall Sconce



E | 44029 NI
Mini Chandelier



F | 44030 NI
Chandelier

Coordinating



45886 NI

Features



Install Glass Up
or Down

Winslow

	ITEM #	FINISH	LIGHT SOURCE	DIMENSIONS	OVRLL. H	STEM TILT	EXTRA WIRE	CHAIN/STEM	EXT.	HCWO	NOTES
A	44031	NI	(9) 75W (M)	27W x 27H	65	---	59	36	---	---	Additional chain 2996 NI.
B	44032	NI	(1) 75W (M)	4.25W x 7H	45	90°	68	36	---	---	Additional stem 2997, 2999, 3036, 3048 NI.
C	44033	NI	(1) 75W (M)	8.5W x 10.5H	---	---	---	---	---	---	
D	45910	NI	(1) 75W (M)	4.75W x 9.25H	---	---	---	---	6.5	7	Ⓢ May be installed with glass up or down.
E	44029	NI	(3) 75W (M)	18W x 15.25H	53	---	62	36	---	---	Additional chain 2996 NI. 21.5" height with glass down. May be installed with glass up or down.
F	44030	NI	(5) 75W (M)	19.75W x 16H	54	---	61	36	---	---	Additional chain 2996 NI. 22.25" height with glass down. May be installed with glass up or down.

Measurements shown in inches. U.S. & Canada Patent Pending.



A | 44033 OZ
Ceiling



B | 45910 OZ
Wall Sconce



C | 44032 OZ
Mini Pendant



D | 44030 OZ
Chandelier



E | 44029 OZ
Mini Chandelier

Winslow

Finish: Olde Bronze®
Glass: Clear Seeded



F | 44031 OZ
Chandelier

Coordinating



45886 OZ

Features



Install Glass Up
or Down

Winslow

	ITEM #	FINISH	LIGHT SOURCE	DIMENSIONS	OVRL. H	STEM TILT	EXTRA WIRE	CHAIN/STEM	EXT.	HCWO	NOTES
A	44033	OZ	(1) 75W (M)	8.5W x 10.5H	---	---	---	---	---	---	
B	45910	OZ	(1) 75W (M)	4.75W x 9.25H	---	---	---	---	6.5	7	• May be installed with glass up or down.
C	44032	OZ	(1) 75W (M)	4.25W x 7H	45	90°	68	36	---	---	Additional stem 2999 OZ.
D	44030	OZ	(5) 75W (M)	19.75W x 16H	54	---	61	36	---	---	Additional chain 2996 OZ. 22.25" height with glass down. May be installed with glass up or down.
E	44029	OZ	(3) 75W (M)	18W x 15.25H	53	---	62	36	---	---	Additional chain 2996 OZ. 21.5" height with glass down. May be installed with glass up or down.
F	44031	OZ	(9) 75W (M)	27W x 27H	65	---	59	36	---	---	Additional chain 2996 OZ.

Measurements shown in inches. U.S. & Canada Patent Pending.

Joelson™

Finish: **Brushed Nickel or Olde Bronze®**

Glass: **Satin Etched Cased Opal**



Clear
Glass
Accents

A | 43924 NI, OZ
43924 NIL16, OZL16
Chandelier



B | 43923 NI, OZ
43923 NIL16, OZL16
Chandelier



C | 43922 NI, OZ
43922 NIL16, OZL16
Mini Chandelier

Coordinating



45293 NI, OZ

Finishes



“ I am in love with my new light fixture, besides my family tree of photos, this is my favorite part of my home! In old bronze is absolutely stunning! It lights up not just my dining room but also my living room, having the five separate lights which you can fan out in any direction is perfect for lighting an entire room unlike my old dome light fixture. The brightness is absolutely incredible! It also comes with three separate extensions so whether you have low ceilings or extremely high ceilings this chandelier is perfect because you can add 1-3 extension or not have an extension at all. The install was extremely easy as well it took my boyfriend about 10 minutes to put together and install it. I'm so happy with this chandelier and highly recommend it!! ”

- Trisha M | West Springfield, MA | Joelson 43923 OZ



















E | 43927 NI, OZ
43927 NIL16, OZL16
Mini Pendant

F | 45921 NI, OZ
45921 NIL16, OZL16
Wall Sconce

G | 43926 NI, OZ
43926 NIL16, OZL16
Semi Flush

Joelson™

ITEM #	FINISH	LIGHT SOURCE	LED BULB OUTPUT	DIMENSIONS	OVRLL. H	STEM TILT	EXTRA WIRE	CHAIN/STEM	EXT.	HCWO	NOTES
A	43924 NI, OZ	(9) 100W (M)	---	32W x 33H	71	90°	88	36	---	---	Add. stem 2997, 2999, 3036, 3048 NI, 2999 OZ.
A	43924 NIL16, OZL16	(9) 9W (M)  	3000K, 80 CRI, 800 Lumens, 89 LPW	32W x 33H	71	90°	88	36	---	---	Dimmable. Add. chain 2996 NI, 2999 OZ.
B	43923 NI, OZ	(5) 100W (M)	---	24W x 19.75H	58	90°	55	36	---	---	Add. stem 2997, 2999, 3036, 3048 NI, 2999 OZ.
B	43923 NIL16, OZL16	(5) 9W (M)  	3000K, 80 CRI, 800 Lumens, 89 LPW	24W x 19.75H	58	90°	55	36	---	---	Dimmable. Add. chain 2996 NI, 2999 OZ.
C	43922 NI, OZ	(3) 100W (M)	---	20W x 18.5H	57	90°	57	36	---	---	Add. stem 2997, 2999, 3036, 3048 NI, 2999 OZ.
C	43922 NIL16, OZL16	(3) 9W (M)  	3000K, 80 CRI, 800 Lumens, 89 LPW	20W x 18.5H	57	90°	57	36	---	---	Dimmable. Add. chain 2996 NI, 2999 OZ.
D	43925 NI, OZ	(3) 100W (M)	---	17.75W x 16.75H	91	---	24	72	---	---	Add. chain 2996 NI, 2999 OZ.
D	43925 NIL16, OZL16	(3) 9W (M)  	3000K, 80 CRI, 800 Lumens, 89 LPW	17.75W x 16.75H	91	---	24	72	---	---	Dimmable. Add. chain 2996 NI, 2999 OZ.
E	43927 NI, OZ	(1) 100W (M)	---	4W x 19H	57	90°	55	36	---	---	Add. stem 4935 NI, OZ.
E	43927 NIL16, OZL16	(1) 9W (M)  	3000K, 80 CRI, 800 Lumens, 89 LPW	4W x 19H	57	90°	55	36	---	---	Dimmable. Add. chain 2996 NI, 2999 OZ.
F	45921 NI, OZ	(1) 100W (M)	---	5W x 18.25H	---	---	---	---	5.25	9	 May be installed with glass up or down.
F	45921 NIL16, OZL16	(1) 9W (M)  	3000K, 80 CRI, 800 Lumens, 89 LPW	5W x 18.25H	---	---	---	---	5.25	9	 Dimmable. May be installed with glass up or down.
G	43926 NI, OZ	(3) 75W (M)	---	14.25W x 11.75H	---	---	---	---	---	---	
G	43926 NIL16, OZL16	(3) 9W (M)  	3000K, 80 CRI, 800 Lumens, 89 LPW	14.25W x 11.75H	---	---	---	---	---	---	Dimmable.

© These devices comply with Title 47 of the FCC Regulations. Measurements shown in inches. U.S. & Canada Patent Pending.



Hendrik™

Finish: Olde Bronze®
Glass: Light Umber Etched



A | 1675 OZ
Chandelier

Hendrik™

Finish: Olde Bronze®
Glass: Light Umber Etched



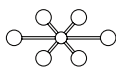
B | 1671 OZ
Chandelier



C | 1672 OZ
Chandelier



D | 1673 OZ
Oval Chandelier



E | 1674 OZ
Chandelier



F | 1873 OZ
Chandelier

Coordinating



5078 OZ



7772 OZ

Hendrik™

	ITEM #	FINISH	LIGHT SOURCE	DIMENSIONS	OVRL H	STEM TILT	EXTRA WIRE	CHAIN/STEM	NOTES
A	1675	OZ	(15) 75W (M)	42.25W x 36H	110	---	73	72	① Additional chain 4909 OZ.
B	1671	OZ	(3) 100W (M)	19W x 16.75H	55	45°	110	36	Additional stem 2999 OZ.
C	1672	OZ	(5) 100W (M)	24.5W x 21.5H	60	45°	68	36	Additional stem 2999 OZ.
D	1673	OZ	(6) 100W (M)	18W x 22.75H x 35.75L	61	45°	110	36	Additional stem 2999 OZ.
E	1674	OZ	(9) 100W (M)	33.25W x 25.75H	64	45°	110	36	Additional stem 2999 OZ.
F	1873	OZ	(18) 60W (M)	50.25W x 41.5H	116	---	115	72	① Additional chain 4908 OZ.

Measurements shown in inches. U.S. & Canada Patent Pending.

Hendrik™

Finish: Olde Bronze®
Glass: Light Umber Etched



A | 5076 OZ
Wall Sconce



B | 3677 OZ
Semi Flush



C | 3674 OZ
Semi Flush



D | 3475 OZ
Mini Pendant



E | 1687 OZ
Mini Pendant



F | 3275 OZ
Inverted Pendant



Hendrik™

ITEM #	FINISH	LIGHT SOURCE	DIMENSIONS	OVRL. H	STEM TILT	EXTRA WIRE	CHAIN/STEM	EXT.	HCWO	NOTES	
A	5076	OZ	(1) 100W (M)	5.25W x 12H	---	---	---	---	8	6	Ⓚ May be installed with glass up or down.
B	3677	OZ	(4) 100W (M) ✓	24W x 12.25H	---	---	---	---	---	---	
C	3674	OZ	(2) 60W (M)	15W x 10H	---	---	---	---	---	---	
D	3475	OZ	(1) 100W (M)	5.25W x 7.5H	46	---	67	36	---	---	Additional chain 2996 OZ, additional stem 2999 OZ. Sloped ceiling kit included.
E	1687	OZ	(1) 100W (M)	8W x 8.75H	47	---	68	36	---	---	Additional chain 2996 OZ, additional stem 2999 OZ.
F	3275	OZ	(3) 100W (M)	24W x 22H	60	45°	94	36	---	---	Additional chain 2996 OZ.

Measurements shown in inches. U.S. & Canada Patent Pending.

Hendrik™

Finish: Brushed Nickel
Glass: Satin Etched Cased Opal



A | 1675 NI
Chandelier



B | 1873 NI
Chandelier

Hendrik™

	ITEM #	FINISH	LIGHT SOURCE	DIMENSIONS	OVRL. H	EXTRA WIRE	CHAIN/STEM	NOTES
A	1675	NI	(15) 75W (M)	42.25W x 36H	110	73	72	① Additional chain 4909 NI.
B	1873	NI	(18) 60W (M)	50.25W x 41.5H	116	115	72	① Additional chain 4908 NI.

Measurements shown in inches. U.S. & Canada Patent Pending.

Hendrik™

Finish: Brushed Nickel
Glass: Satin Etched Cased Opal



A | 1671 NI
Chandelier



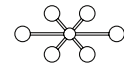
B | 1672 NI
Chandelier



C | 1674 NI
Chandelier



D | 1673 NI
Oval Chandelier



Coordinating



5078 NI



300114 NI



41071 NI



7772 NI



E | 5076 NI
Wall Sconce



F | 3677 NI
Semi Flush



G | 3674 NI
Semi Flush



H | 3475 NI
Mini Pendant



J | 1687 NI
Mini Pendant



K | 3275 NI
Inverted Pendant

Hendrik™

	ITEM #	FINISH	LIGHT SOURCE	DIMENSIONS	OVRL. H	STEM TILT	EXTRA WIRE	CHAIN/STEM	EXT.	HCWO	NOTES
A	1671	NI	(3) 100W (M)	19W x 16.75H	55	45°	110	36	---	---	Additional stem 2997, 2999, 3036, 3048 NI.
B	1672	NI	(5) 100W (M)	24.5W x 21.5H	60	45°	68	36	---	---	Additional stem 2997, 2999, 3036, 3048 NI.
C	1674	NI	(9) 100W (M)	33.25W x 25.75H	64	45°	110	36	---	---	Additional stem 2997, 2999, 3036, 3048 NI.
D	1673	NI	(6) 100W (M)	18W x 22.75H x 35.75L	61	45°	110	36	---	---	Additional stem 2997, 2999, 3036, 3048 NI.
E	5076	NI	(1) 100W (M)	5.25W x 12H	---	---	---	---	8	6	Ⓢ May be installed with glass up or down.
F	3677	NI	(4) 100W (M) ✓	24W x 12.25H	---	---	---	---	---	---	
G	3674	NI	(2) 60W (M)	15W x 10H	---	---	---	---	---	---	
H	3475	NI	(1) 100W (M)	5.25W x 7.5H	46	---	67	36	---	---	Additional chain 2996 NI, additional stem 2997, 2999, 3036, 3048 NI. Sloped ceiling kit included.
J	1687	NI	(1) 100W (M)	8W x 8.75H	47	---	68	36	---	---	Additional chain 2996 NI, additional stem 2997, 2999, 3036, 3048 NI.
K	3275	NI	(3) 100W (M)	24W x 22H	60	45°	94	36	---	---	Additional stem 2997, 2999, 3036, 3048 NI.

Measurements shown in inches. U.S. & Canada Patent Pending.

Lorin

Finish: Classic Pewter

Glass: Clear Outer Glass with Etched Inside Glass



A | 44178 CLP
Wall Sconce



B | 44175 CLP
Mini Chandelier



C | 44177 CLP
Chandelier



D | 44176 CLP
Chandelier

Lorin

ITEM #	FINISH	LIGHT SOURCE	DIMENSIONS	OVRLL. H	EXTRA WIRE	CHAIN/STEM	EXT.	HCWO	NOTES	
A	44178	CLP	(1) 60W (C)	4.5W x 7.75H	---	---	---	5.25	4.25	Ⓧ
B	44175	CLP	(3) 60W (C)	18.5W x 15.75H	57	61	36	---	---	Additional chain 2996 CLP, additional stem 2999 CLP. Sloped ceiling kit included.
C	44177	CLP	(9) 60W (C)	32W x 31.75H	106	52	72	---	---	Additional chain 2996 CLP.
D	44176	CLP	(5) 60W (C)	25W x 20H	58	56	36	---	---	Additional chain 2996 CLP, additional stem 2999 CLP. Sloped ceiling kit included.

Measurements shown in inches. U.S. & Canada Patent Pending.

Lorin

Finish: Olde Bronze®

Glass: Clear Outer Glass with Etched Inside Glass



A | 44175 OZ
Mini Chandelier



B | 44178 OZ
Wall Sconce



C | 44176 OZ
Chandelier



D | 44177 OZ
Chandelier

Lorin

	ITEM #	FINISH	LIGHT SOURCE	DIMENSIONS	OVRLL. H	EXTRA WIRE	CHAIN/STEM	EXT.	HCWO	NOTES
A	44175	OZ	(3) 60W (C)	18.5W x 15.75H	57	61	36	---	---	Additional chain 2996 OZ, additional stem 2999 OZ. Sloped ceiling kit included.
B	44178	OZ	(1) 60W (C)	4.5W x 7.75H	---	---	---	5.25	4.25	Ⓧ
C	44176	OZ	(5) 60W (C)	25W x 20H	58	56	36	---	---	Additional chain 2996 OZ, additional stem 2999 OZ. Sloped ceiling kit included.
D	44177	OZ	(9) 60W (C)	32W x 31.75H	106	52	72	---	---	Additional chain 2996 OZ.

Measurements shown in inches. U.S. & Canada Patent Pending.

Tao

Finish: Brushed Nickel
Glass: Satin Etched Cased Opal



A | 44052 NI
Chandelier
NOT TO SCALE



B | 44053 NI
Mini Pendant



C | 45888 NI
Wall Sconce



D | 44054 NI
Pendant



E | 44050 NI
Chandelier



F | 44051 NI
Chandelier

Tao

ITEM #	FINISH	LIGHT SOURCE	DIMENSIONS	OVRL. H	STEM TILT	EXTRA WIRE	CHAIN/STEM	EXT.	HCWO	NOTES
A	NI	(9) 75W (M)	26.5W x 27.25H	65	---	60	36	---	---	Additional chain 2996 NI, additional stem 2997, 2999, 3036, 3048 NI. Sloped ceiling kit included.
B	NI	(1) 75W (M)	4.75W x 7.25H	45	90°	67	36	---	---	Additional stem 2997, 2999, 3036, 3048 NI.
C	NI	(1) 75W (M)	5W x 12.5H	---	---	---	---	6.5	6.5	Ⓧ May be installed with glass up or down.
D	NI	(1) 75W (M)	8W x 12H	50	90°	67	36	---	---	Additional chain 2996 NI, additional stem 2997, 2999, 3036, 3048 NI.
E	NI	(3) 75W (M)	21.75W x 18.75H	57	---	59	36	---	---	Additional chain 2996 NI, additional stem 2997, 2999, 3036, 3048 NI. Sloped ceiling kit included.
F	NI	(5) 75W (M)	25.25W x 20.75H	59	---	57	36	---	---	Additional chain 2996 NI, additional stem 2997, 2999, 3036, 3048 NI. Sloped ceiling kit included.

Measurements shown in inches. U.S. & Canada Patent Pending.

Tao

Finish: Olde Bronze®
Glass: Satin Etched Cased Opal



A | 44052 OZ
Chandelier
NOT TO SCALE



B | 44053 OZ
Mini Pendant



C | 45888 OZ
Wall Sconce



D | 44054 OZ
Pendant



E | 44050 OZ
Chandelier



F | 44051 OZ
Chandelier

Tao

ITEM #	FINISH	LIGHT SOURCE	DIMENSIONS	OVRL. H	STEM TILT	EXTRA WIRE	CHAIN/STEM	EXT.	HCWO	NOTES	
A	44052	OZ	(9) 75W (M)	26.5W x 27.25H	65	---	60	36	---	---	Additional chain 2996 OZ, additional stem 2999 OZ. Sloped ceiling kit included.
B	44053	OZ	(1) 75W (M)	4.75W x 7.25H	45	90°	67	36	---	---	Additional stem 2999 OZ.
C	45888	OZ	(1) 75W (M)	5W x 12.5H	---	---	---	---	6.5	6.5	Ⓧ May be installed with glass up or down.
D	44054	OZ	(1) 75W (M)	8W x 12H	50	90°	67	36	---	---	Additional chain 2996 OZ, additional stem 2999 OZ.
E	44050	OZ	(3) 75W (M)	21.75W x 18.75H	57	---	59	36	---	---	Additional chain 2996 OZ, additional stem 2999 OZ. Sloped ceiling kit included.
F	44051	OZ	(5) 75W (M)	25.25W x 20.75H	59	---	57	36	---	---	Additional chain 2996 OZ, additional stem 2999 OZ. Sloped ceiling kit included.

Measurements shown in inches. U.S. & Canada Patent Pending.

Armida™

Finish: **Brushed Nickel or Olde Bronze®**

Glass: **Satin Etched White**



A | 43075 NI, OZ
43075 NIL16, OZL16
Chandelier



B | 43074 NI, OZ
43074 NIL16, OZL16
Chandelier



C | 43073 NI, OZ
43073 NIL16, OZL16
Mini Chandelier

Coordinating









45376 NI, OZ

Finishes



Armida™

	ITEM #	FINISH	LIGHT SOURCE	LED BULB OUTPUT	DIMENSIONS	OVRL. H	EXTRA WIRE	CHAIN/STEM	NOTES
A	43075	NI, OZ	(9) 100W (M)	---	32.5W x 26.5H	65	56	36	Additional chain 2996 NI, OZ.
A	43075	NIL16, OZL16	(9) 9W (M)  	3000K, 80 CRI, 800 Lumens, 89 LPW	32.5W x 26.5H	65	53	36	Dimmable. Additional chain 2996 NI, OZ.
B	43074	NI, OZ	(5) 100W (M)	---	25.25W x 18H	56	62	36	Additional chain 2996 NI, OZ.
B	43074	NIL16, OZL16	(5) 9W (M)  	3000K, 80 CRI, 800 Lumens, 89 LPW	25.25W x 18H	56	58	36	Dimmable. Additional chain 2996 NI, OZ.
C	43073	NI, OZ	(3) 100W (M)	---	18W x 14.25H	53	65	36	Additional chain 2996 NI, OZ.
C	43073	NIL16, OZL16	(3) 9W (M)  	3000K, 80 CRI, 800 Lumens, 89 LPW	18W x 14.25H	53	61	36	Dimmable. Additional chain 2996 NI, OZ.

Measurements shown in inches. U.S. & Canada Patent Pending.



D | 45374 NI, OZ
45374 NIL16, OZL16
Wall Sconce



E | 43077 NI, OZ
43077 NIL16, OZL16
Mini Pendant



F | 43076 NI, OZ
43076 NIL16, OZL16
Foyer Pendant



Shown as
Inverted Pendant - 15.25" H.

Convertible

Create two distinct lighting
options with one fixture:
Inverted Pendant or Semi Flush.

G | 3694 NIW, OZW
3694 NIWL16, OZWL16



Shown as
Semi Flush - 13" H.

Armida™

ITEM #	FINISH	LIGHT SOURCE	LED BULB OUTPUT	DIMENSIONS	OVRL. H	EXTRA WIRE	CHAIN/STEM	EXT.	HCWO	NOTES
D	45374 NI, OZ	(1) 100W (M)	---	5W x 10.75H	---	---	---	7	7	ⓘ May be installed with glass up or down.
D	45374 NIL16, OZL16	(1) 9W (M) ⓘ ⓘ	3000K, 80 CRI, 800 Lumens, 89 LPW	5W x 10.75H	---	---	---	7	7	ⓘ Dimmable. May be installed with glass up or down.
E	43077 NI, OZ	(1) 100W (M)	---	4.75W x 8H	46	68	36	---	---	Additional chain 2996 NI, OZ. Additional stem 2997, 2999, 3036, 3048 NI, 2999 OZ.
E	43077 NIL16, OZL16	(1) 9W (M) ⓘ ⓘ	3000K, 80 CRI, 800 Lumens, 89 LPW	4.75W x 8H	46	62	36	---	---	Dimmable. Additional chain 2996 NI, OZ. Additional stem 2997, 2999, 3036, 3048 NI, 2999 OZ.
F	43076 NI, OZ	(1) 100W (M)	---	12.75W x 24.25H	63	64	36	---	---	Additional chain 2996 NI, OZ.
F	43076 NIL16, OZL16	(1) 9W (M) ⓘ ⓘ	3000K, 80 CRI, 800 Lumens, 89 LPW	12.75W x 24.25H	63	64	36	---	---	Dimmable. Additional chain 2996 NI, OZ.
G	3694 NIW, OZW	(2) 100W (M)	---	15W x 15.25H	90	30	72	---	---	Additional chain 2996 NI, OZ.
G	3694 NIWL16, OZWL16	(2) 9W (M) ⓘ ⓘ	3000K, 80 CRI, 800 Lumens, 89 LPW	15W x 15.25H	90	30	72	---	---	Dimmable. Additional chain 2996 NI, OZ.

Measurements shown in inches. U.S. & Canada Patent Pending.

Shailene™

Finish: Brushed Nickel
Glass: Satin Etched



A | 43671 NI
Chandelier



B | 43672 NI
Chandelier

Coordinating



45573 NI



C | 45572 NI
Wall Sconce

Satin Etched
White Diffuser



D | 43675 NI
Semi Flush

White Micro
Fiber Shade



E | 43692 NI
Semi Flush



G | 43674 NI
Mini Pendant



H | 43670 NI
Mini Chandelier



F | 43691 NI
Semi Flush



J | 43693 NI
Semi Flush

Shailene™

	ITEM #	FINISH	LIGHT SOURCE	DIMENSIONS	OVRL. H	EXTRA WIRE	CHAIN/STEM	EXT.	HCWO	NOTES
A	43671	NI	(5) 100W (M)	23.5W x 18.25H	57	57	36	---	---	Additional chain 2996 NI, additional stem 2999 NI. Sloped ceiling kit included.
B	43672	NI	(9) 100W (M)	26.25W x 26.5H	65	94	36	---	---	Additional chain 2996 NI, additional stem 2999 NI. Sloped ceiling kit included.
C	45572	NI	(1) 100W (M)	5W x 8.25H	---	---	---	6	4.75	ⓓ May be installed with glass up or down.
D	43675	NI	(3) 100W (M)	14W x 10H	---	---	---	---	---	
E	43692	NI	(3) 75W (M)	18W x 11.25H	---	---	---	---	---	
F	43691	NI	(3) 75W (M)	14W x 9.75H	---	---	---	---	---	
G	43674	NI	(1) 100W (M)	4.25W x 11H	49	68	36	---	---	Additional chain 2996 NI, additional stem 2999 NI. Sloped ceiling kit included.
H	43670	NI	(3) 100W (M)	17.5W x 15.25H	54	60	36	---	---	Additional chain 2996 NI, additional stem 2999 NI. Sloped ceiling kit included.
J	43693	NI	(3) 75W (M)	18W x 11H	---	---	---	---	---	

Measurements shown in inches. U.S. & Canada Patent Pending.

Shailene™

Finish: Olde Bronze®
Glass: Satin Etched



A | 43671 OZ
Chandelier



B | 43672 OZ
Chandelier

Coordinating



45573 OZ



C | 45572 OZ
Wall Sconce

Satin Etched
White Diffuser



D | 43675 OZ
Semi Flush

White Micro
Fiber Shade



E | 43692 OZ
Semi Flush



G | 43674 OZ
Mini Pendant



H | 43670 OZ
Mini Chandelier



F | 43691 OZ
Semi Flush



J | 43693 OZ
Semi Flush

Shailene™

	ITEM #	FINISH	LIGHT SOURCE	DIMENSIONS	OVRLL. H	EXTRA WIRE	CHAIN/STEM	EXT.	HCWO	NOTES
A	43671	OZ	(5) 100W (M)	23.5W x 18.25H	57	57	36	---	---	Additional chain 2996 OZ, additional stem 2999 OZ. Sloped ceiling kit included.
B	43672	OZ	(9) 100W (M)	26.25W x 26.5H	65	94	36	---	---	Additional chain 2996 OZ, additional stem 2999 OZ. Sloped ceiling kit included.
C	45572	OZ	(1) 100W (M)	5W x 8.25H	---	---	---	6	4.75	Ⓧ May be installed with glass up or down.
D	43675	OZ	(3) 100W (M)	14W x 10H	---	---	---	---	---	
E	43692	OZ	(3) 75W (M)	18W x 11.25H	---	---	---	---	---	
F	43691	OZ	(3) 75W (M)	14W x 9.75H	---	---	---	---	---	
G	43674	OZ	(1) 100W (M)	4.25W x 11H	49	68	36	---	---	Additional chain 2996 OZ, additional stem 2999 OZ. Sloped ceiling kit included.
H	43670	OZ	(3) 100W (M)	17.5W x 15.25H	54	60	36	---	---	Additional chain 2996 OZ, additional stem 2999 OZ. Sloped ceiling kit included.
J	43693	OZ	(3) 75W (M)	18W x 11H	---	---	---	---	---	

Measurements shown in inches. U.S. & Canada Patent Pending.

Granby™

Finish: **Olde Bronze®** or **Brushed Pewter**

Glass: **Satin Etched Cased Opal**



B | 42559 BPT, OZ
Chandelier



A | 42557 BPT, OZ
Chandelier

Coordinating



45359 BPT, OZ



330249 BAP, OBB

Finishes



BPT
Brushed Pewter



OZ
Olde Bronze®



C | 42563 BPT, OZ
Semi Flush



D | 45358 BPT, OZ
Wall Sconce



E | 42561 BPT, OZ
Inverted Pendant



F | 42562 BPT, OZ
Mini Pendant

Granby™

	ITEM #	FINISH	LIGHT SOURCE	DIMENSIONS	OVRL. H	EXTRA WIRE	CHAIN/STEM	EXT.	HCWO	NOTES
A	42557	BPT, OZ	(5) 100W (M)	24W x 20.5H	59	74	36	---	---	Additional chain 2996 BPT, OZ. Additional stem 2999 BPT, OZ. Sloped ceiling kit included.
B	42559	BPT, OZ	(9) 100W (M)	33.25W x 32H	70	110	36	---	---	Additional chain 4901 BPT, OZ. Additional stem 4935 BPT, OZ. Sloped ceiling kit included.
C	42563	BPT, OZ	(3) 75W (M)	17.25W x 14H	---	---	---	---	---	
D	45358	BPT, OZ	(1) 100W (M)	5.75W x 14H	---	---	---	7.5	7	Ⓧ May be installed with glass up or down.
E	42561	BPT, OZ	(3) 100W (M)	24.5W x 24.5H	63	92	36	---	---	Additional chain 2996 BPT, OZ. Additional stem 2999 BPT, OZ. Sloped ceiling kit included.
F	42562	BPT, OZ	(1) 100W (M)	5.25W x 6.75H	45	68	36	---	---	Additional chain 2996 BPT, OZ. Additional stem 2999 BPT, OZ. Sloped ceiling kit included.

Measurements shown in inches. U.S. & Canada Patent Pending.

Aubrey™

Finish: **Brushed Nickel or Olde Bronze®**

Glass: **Satin Etched Cased Opal**



A | 43666 NI, OZ
43666 NIL16, OZL16
Chandelier



B | 43665 NI, OZ
43665 NIL16, OZL16
Chandelier



C | 43664 NI, OZ
43664 NIL16, OZL16
Chandelier



“ The quality of the Kichler Aubrey 5 Light Chandelier in Olde Bronze was obvious as soon as I opened the box. The construction is solid and seamless, with rich details like frosted glass globes. Assembly is simple, and I am thrilled with the result—a versatile, classic design. The look is timeless; I love the way the chandelier illuminates the office of my 1920s-era bungalow, but it would fit in just as well in room of any style home. The Olde Bronze color—an antique brushed bronze—is a neutral classic. I appreciate that the five lightbulbs are standard A19 lightbulbs, which will make replacement simple. Wiring is also standard and easy, with plenty of leeway as to height. Highly recommended! ”

- Melissa D | Baltimore, MD | Aubrey 43665 OZL16



D | 45568 NI, OZ
45568 NIL16, OZL16
Wall Sconce



E | 43669 NI, OZ
43669 NIL16, OZL16
Semi Flush



F | 43668 NI, OZ
43668 NIL16, OZL16
Mini Pendant

Coordinating



45569 NI, OZ

Finishes

















NI
Brushed Nickel



OZ
Olde Bronze®

Aubrey™

	ITEM #	FINISH	LIGHT SOURCE	LED BULB OUTPUT	DIMENSIONS	OVRLL. H	EXTRA WIRE	CHAIN/STEM	EXT.	HCWO	NOTES
A	43666	NI, OZ	(9) 100W (M)	---	28.75W x 31.25H	70	49	36	---	---	Add. chain 2996 NI, OZ. Add. stem 2997, 2999, 3036, 3048 NI, 2999 OZ. Sloped ceiling kit included.
A	43666	NIL16, OZL16	(9) 9W (M)  	3000K, 80 CRI, 800 Lumens, 89 LPW	28.75W x 31.25H	70	49	36	---	---	Dimmable. Add. chain 2996 NI, OZ. Add. stem 2997, 2999, 3036, 3048 NI, 2999 OZ. Sloped ceiling kit included.
B	43665	NI, OZ	(5) 100W (M)	---	25W x 23H	61	57	36	---	---	Add. chain 2996 NI, OZ. Add. stem 2997, 2999, 3036, 3048 NI, 2999 OZ. Sloped ceiling kit included.
B	43665	NIL16, OZL16	(5) 9W (M)  	3000K, 80 CRI, 800 Lumens, 89 LPW	25W x 23H	61	57	36	---	---	Dimmable. Add. chain 2996 NI, OZ. Add. stem 2997, 2999, 3036, 3048 NI, 2999 OZ. Sloped ceiling kit included.
C	43664	NI, OZ	(3) 100W (M)	---	21.5W x 19.25H	58	60	36	---	---	Add. chain 2996 NI, OZ. Add. stem 2997, 2999, 3036, 3048 NI, 2999 OZ. Sloped ceiling kit included.
C	43664	NIL16, OZL16	(3) 9W (M)  	3000K, 80 CRI, 800 Lumens, 89 LPW	21.5W x 19.25H	58	60	36	---	---	Dimmable. Add. chain 2996 NI, OZ. Add. stem 2997, 2999, 3036, 3048 NI, 2999 OZ. Sloped ceiling kit included.
D	45568	NI, OZ	(1) 100W (M)	---	5.5W x 10.75H	---	---	---	7.25	5.5	 May be installed with glass up or down.
D	45568	NIL16, OZL16	(1) 9W (M)  	3000K, 80 CRI, 800 Lumens, 89 LPW	5.5W x 10.75H	---	---	---	7.25	5.5	 Dimmable. May be installed with glass up or down.
E	43669	NI, OZ	(3) 100W (M)	---	15W x 13H	---	---	---	---	---	
E	43669	NIL16, OZL16	(3) 9W (M)  	3000K, 80 CRI, 800 Lumens, 89 LPW	15W x 13H	---	---	---	---	---	Dimmable.
F	43668	NI, OZ	(1) 100W (M)	---	4.75W x 12.75H	51	63	36	---	---	Add. chain 2996 NI, OZ. Add. stem 2997, 2999, 3036, 3048 NI, 2999 OZ. Sloped ceiling kit included.
F	43668	NIL16, OZL16	(1) 9W (M)  	3000K, 80 CRI, 800 Lumens, 89 LPW	4.75W x 12.75H	51	63	36	---	---	Dimmable. Add. chain 2996 NI, OZ. Add. stem 2997, 2999, 3036, 3048 NI, 2999 OZ. Sloped ceiling kit included.

Measurements shown in inches. U.S. & Canada Patent Pending.

Keiran™

Finish: Brushed Nickel
Glass: Satin Etched White



A | 43506 NI
43506 NIL16
Chandelier
NOT TO SCALE



B | 43503 NI
43503 NIL16
Chandelier



C | 43504 NI
43504 NIL16
Chandelier



D | 45504 NI
45504 NIL16
Wall Sconce

















E | 43512 NI
43512 NIL16
Semi Flush



F | 43511 NI
43511 NIL16
Mini Pendant



Keiran™

	ITEM #	FINISH	LIGHT SOURCE	LED BULB OUTPUT	DIMENSIONS	OVRL. H	STEM TILT	EXTRA WIRE	CHAIN/STEM	EXT.	HCWO	NOTES
A	43506	NI	(9) 100W (M)	---	29W x 33.25H	108	---	19	72	---	---	Add. chain 2996 NI.
A	43506	NIL16	(9) 9W (M)  	3000K, 80 CRI, 800 Lumens, 89 LPW	29W x 33.25H	108	---	19	72	---	---	Dimmable. Add. chain 2996 NI.
B	43503	NI	(3) 100W (M)	---	20.75W x 20H	94	---	21	72	---	---	Add. chain 2996 NI.
B	43503	NIL16	(3) 9W (M)  	3000K, 80 CRI, 800 Lumens, 89 LPW	20.75W x 20H	94	---	21	72	---	---	Dimmable. Add. chain 2996 NI.
C	43504	NI	(5) 100W (M)	---	24.5W x 23.25H	98	---	18	72	---	---	Add. chain 2996 NI.
C	43504	NIL16	(5) 9W (M)  	3000K, 80 CRI, 800 Lumens, 89 LPW	24.5W x 23.25H	98	---	18	72	---	---	Dimmable. Add. chain 2996 NI.
D	45504	NI	(1) 100W (M)	---	6W x 8.5H	---	---	---	---	9.25	3.25	 May be installed with glass up or down.
D	45504	NIL16	(1) 9W (M)  	3000K, 80 CRI, 800 Lumens, 89 LPW	6W x 8.5H	---	---	---	---	9.25	3.25	 Dimmable. May be installed with glass up or down.
E	43512	NI	(2) 75W (M)	---	15W x 13H	---	---	---	---	---	---	---
E	43512	NIL16	(2) 9W (M)  	3000K, 80 CRI, 800 Lumens, 89 LPW	15W x 13H	---	---	---	---	---	---	Dimmable.
F	43511	NI	(1) 100W (M)	---	6W x 6.75H	45	90°	68	36	---	---	Add. stem 2997, 2999, 3036, 3048 NI.
F	43511	NIL16	(1) 9W (M)  	3000K, 80 CRI, 800 Lumens, 89 LPW	6W x 6.75H	45	90°	68	36	---	---	Dimmable. Add. stem 2997, 2999, 3036, 3048 NI.

Measurements shown in inches. U.S. & Canada Patent Pending.

Keiran™

Finish: Olde Bronze®
Glass: Satin Etched White



A | 43504 OZ
43504 OZL16
Chandelier



B | 43503 OZ
43503 OZL16
Chandelier



D | 45504 OZ
45504 OZL16
Wall Sconce



E | 43511 OZ
43511 OZL16
Mini Pendant



C | 43506 OZ
43506 OZL16
Chandelier
NOT TO SCALE

















F | 43512 OZ
43512 OZL16
Semi Flush

Coordinating



45513 OZ

Keiran™

	ITEM #	FINISH	LIGHT SOURCE	LED BULB OUTPUT	DIMENSIONS	OVRLL. H	STEM TILT	EXTRA WIRE	CHAIN/STEM	EXT.	HCWO	NOTES
A	43504	OZ	(5) 100W (M)	---	24.5W x 23.25H	98	---	18	72	---	---	Add. chain 2996 OZ.
A	43504	OZL16	(5) 9W (M)  	3000K, 80 CRI, 800 Lumens, 89 LPW	24.5W x 23.25H	98	---	18	72	---	---	Dimmable. Add. chain 2996 OZ.
B	43503	OZ	(3) 100W (M)	---	20.75W x 20H	94	---	21	72	---	---	Add. chain 2996 OZ.
B	43503	OZL16	(3) 9W (M)  	3000K, 80 CRI, 800 Lumens, 89 LPW	20.75W x 20H	94	---	21	72	---	---	Dimmable. Add. chain 2996 OZ.
C	43506	OZ	(9) 100W (M)	---	29W x 33.25H	108	---	19	72	---	---	Add. chain 2996 OZ.
C	43506	OZL16	(9) 9W (M)  	3000K, 80 CRI, 800 Lumens, 89 LPW	29W x 33.25H	108	---	19	72	---	---	Dimmable. Add. chain 2996 OZ.
D	45504	OZ	(1) 100W (M)	---	6W x 8.5H	---	---	---	---	9.25	3.25	 May be installed with glass up or down.
D	45504	OZL16	(1) 9W (M)  	3000K, 80 CRI, 800 Lumens, 89 LPW	5.75W x 8.5H	---	---	---	---	9.25	3.25	 Dimmable. May be installed with glass up or down.
E	43511	OZ	(1) 100W (M)	---	6W x 6.75H	45	90°	68	36	---	---	Add. stem 2999 OZ.
E	43511	OZL16	(1) 9W (M)  	3000K, 80 CRI, 800 Lumens, 89 LPW	6W x 6.75H	45	90°	68	36	---	---	Dimmable. Add. stem 2999 OZ.
F	43512	OZ	(2) 75W (M)	---	15W x 13H	---	---	---	---	---	---	---
F	43512	OZL16	(2) 9W (M)  	3000K, 80 CRI, 800 Lumens, 89 LPW	15W x 13H	---	---	---	---	---	---	Dimmable.

Measurements shown in inches. U.S. & Canada Patent Pending.

Langford™

Finish: Brushed Nickel
Glass: Satin Etched White



A | 1784 NI
1784 NIL16
Chandelier
NOT TO SCALE



B | 1783 NI
1783 NIL16
Chandelier



C | 1788 NI
1788 NIL16
Mini Chandelier



Shown as
Inverted Pendant - 13.25" H.

Convertible

Create two distinct lighting options with one fixture:
Inverted Pendant or Semi Flush.

D | 3681 NI
3681 NIL16











Shown as
Semi Flush - 13.25" H.

Coordinating



5390 NI

Langford™

	ITEM #	FINISH	LIGHT SOURCE	LED BULB OUTPUT	DIMENSIONS	OVRL. H	EXTRA WIRE	CHAIN/STEM	NOTES
A	1784	NI	(9) 100W (M)	---	33W x 30.5H	105	54	72	Additional chain 2996 NI.
A	1784	NIL16	(9) 9W (M)  	3000K, 80 CRI, 800 Lumens, 89 LPW	33W x 30.5H	105	54	72	Additional chain 2996 NI.
B	1783	NI	(5) 100W (M)	---	27.25W x 24.5H	99	17	72	Additional chain 2996 NI.
B	1783	NIL16	(5) 9W (M)  	3000K, 80 CRI, 800 Lumens, 89 LPW	27.5W x 24.5H	99	17	72	Additional chain 2996 NI.
C	1788	NI	(5) 100W (M)	---	16.5W x 17.25H	91	24	72	Additional chain 2996 NI.
C	1788	NIL16	(5) 9W (M)  	3000K, 80 CRI, 800 Lumens, 89 LPW	16.5W x 17.25H	91	24	72	Additional chain 2996 NI.
D	3681	NI	(2) 100W (M)	---	18.75W x 13.25H	52	8	36	Additional chain 2996 NI.
D	3681	NIL16	(2) 9W (M)  	3000K, 80 CRI, 800 Lumens, 89 LPW	18.75W x 13.25H	52	8	36	Dimmable. Additional chain 2996 NI.

Measurements shown in inches. U.S. & Canada Patent Pending.



Shown as
Inverted Pendant - 15.25" H.

Convertible

Create two distinct lighting
options with one fixture:
Inverted Pendant or Semi Flush.

E | 3694 NIW
3694 NIWL16




Shown as
Semi Flush - 13" H.



F | 3384 NI
3384 NIL16
Inverted Pendant

Langford™









G | 3482 NI
3482 NIL16
Mini Pendant



H | 5388 NI
5388 NIL16
Wall Sconce

Langford™

	ITEM #	FINISH	LIGHT SOURCE	LED BULB OUTPUT	DIMENSIONS	OVRL H	STEM TILT	EXTRA WIRE	CHAIN/STEM	EXT.	HCWO	NOTES
E	3694	NIW	(2) 100W (M)	---	15W x 15.25H	90	---	30	72	---	---	Additional chain 2996 NI.
E	3694	NIWL16	(2) 9W (M) 	3000K, 80 CRI, 800 Lumens, 89 LPW	15W x 15.25H	90	---	30	72	---	---	Dimmable. Additional chain 2996 NI.
F	3384	NI	(3) 100W (M)	---	22W x 25.5H	100	---	20	72	---	---	Additional chain 2996 NI.
F	3384	NIL16	(3) 9W (M) 	3000K, 80 CRI, 800 Lumens, 89 LPW	22W x 25.5H	100	---	20	72	---	---	Dimmable. Additional chain 2996 NI.
G	3482	NI	(1) 100W (M)	---	7W x 7.75H	47	90°	68	36	---	---	Additional stem 2997, 2999, 3036, 3048 NI.
G	3482	NIL16	(1) 9W (M) 	3000K, 80 CRI, 800 Lumens, 89 LPW	7W x 7.75H	47	90°	68	36	---	---	Dimmable. Additional stems 2999 NI.
H	5388	NI	(1) 100W (M)	---	7.25W x 7.75H	---	---	---	---	8.25	4.5	 May be installed with glass up or down.
H	5388	NIL16	(1) 9W (M) 	3000K, 80 CRI, 800 Lumens, 89 LPW	7.25W x 7.75H	---	---	---	---	8.25	4.5	 Dimmable. May be installed with glass up or down.

Measurements shown in inches. U.S. & Canada Patent Pending.

Langford™

Finish: Olde Bronze®
Glass: Satin Etched White



A | 1784 OZ
1784 OZL16
Chandelier
NOT TO SCALE



B | 1783 OZ
1783 OZL16
Chandelier



C | 1788 OZ
1788 OZL16
Mini Chandelier



Shown as
Inverted Pendant - 13.25" H.

Convertible

Create two distinct lighting options with one fixture:
Inverted Pendant or Semi Flush.

D | 3681 OZ
3681 OZL16











Shown as
Semi Flush - 13.25" H.

Coordinating



5390 OZ

Langford™

	ITEM #	FINISH	LIGHT SOURCE	LED BULB OUTPUT	DIMENSIONS	OVRL. H	EXTRA WIRE	CHAIN/STEM	NOTES
A	1784	OZ	(9) 100W (M)	---	33W x 30.5H	105	54	72	Additional chain 2996 OZ.
A	1784	OZL16	(9) 9W (M)  	3000K, 80 CRI, 800 Lumens, 89 LPW	33W x 30.5H	105	54	72	Additional chain 2996 OZ.
B	1783	OZ	(5) 100W (M)	---	27.25W x 24.5H	99	17	72	Additional chain 2996 OZ.
B	1783	OZL16	(5) 9W (M)  	3000K, 80 CRI, 800 Lumens, 89 LPW	27.5W x 24.5H	99	17	72	Additional chain 2996 OZ.
C	1788	OZ	(5) 100W (M)	---	16.5W x 17.25H	91	24	72	Additional chain 2996 OZ.
C	1788	OZL16	(5) 9W (M)  	3000K, 80 CRI, 800 Lumens, 89 LPW	16.5W x 17.25H	91	24	72	Additional chain 2996 OZ.
D	3681	OZ	(2) 100W (M)	---	18.75W x 13.25H	52	8	36	Additional chain 2996 OZ.
D	3681	OZL16	(2) 9W (M)  	3000K, 80 CRI, 800 Lumens, 89 LPW	18.75W x 13.25H	52	8	36	Dimmable. Additional chain 2996 OZ.

Measurements shown in inches. U.S. & Canada Patent Pending.



Shown as
Inverted Pendant - 15.25" H.

Convertible

Create two distinct lighting
options with one fixture:
Inverted Pendant or Semi Flush.

E | 3694 OZW
3694 OZWL16



Shown as
Semi Flush - 13" H.



F | 3384 OZ
3384 OZL16
Inverted Pendant

Langford™









G | 3482 OZ
3482 OZL16
Mini Pendant



H | 5388 OZ
5388 OZL16
Wall Sconce

Langford™

	ITEM #	FINISH	LIGHT SOURCE	LED BULB OUTPUT	DIMENSIONS	OVRL H	STEM TILT	EXTRA WIRE	CHAIN/STEM	EXT.	HCWO	NOTES
E	3694	OZW	(2) 100W (M)	---	15W x 15.25H	90	---	30	72	---	---	Additional chain 2996 OZ.
E	3694	OZWL16	(2) 9W (M) 	3000K, 80 CRI, 800 Lumens, 89 LPW	15W x 15.25H	90	---	30	72	---	---	Dimmable. Additional chain 2996 OZ.
F	3384	OZ	(3) 100W (M)	---	22W x 25.5H	100	---	20	72	---	---	Additional chain 2996 OZ.
F	3384	OZL16	(3) 9W (M) 	3000K, 80 CRI, 800 Lumens, 89 LPW	22W x 25.5H	100	---	20	72	---	---	Dimmable. Additional chain 2996 OZ.
G	3482	OZ	(1) 100W (M)	---	7W x 7.75H	47	90°	68	36	---	---	Additional stem 2997, 2999, 3036, 3048 OZ.
G	3482	OZL16	(1) 9W (M) 	3000K, 80 CRI, 800 Lumens, 89 LPW	7W x 7.75H	47	90°	68	36	---	---	Dimmable. Additional stems 2999 OZ.
H	5388	OZ	(1) 100W (M)	---	7.25W x 7.75H	---	---	---	---	8.25	4.5	 May be installed with glass up or down.
H	5388	OZL16	(1) 9W (M) 	3000K, 80 CRI, 800 Lumens, 89 LPW	7.25W x 7.75H	---	---	---	---	8.25	4.5	 Dimmable. May be installed with glass up or down.

Measurements shown in inches. U.S. & Canada Patent Pending.

Nicholson™

Finish: Brushed Nickel

Glass: Satin Etched



A | 42885 NI
Chandelier



B | 45881 NI
Wall Sconce



C | 42880 NI
Mini Pendant



D | 42883 NI
Chandelier/Dinette



E | 42884 NI
Chandelier

Coordinating



45883 NI



F | 42879 NI
Semi Flush



G | 42881 NI
Pendant



H | 42882 NI
Small Foyer Pendant

Nicholson™

ITEM #	FINISH	LIGHT SOURCE	DIMENSIONS	OVRLL. H	EXTRA WIRE	CHAIN/STEM	EXT.	HCWO	NOTES	
A	42885	NI	(9) 100W (M)	34W x 32H	106	72	72	---	---	Additional chain 2996 NI.
B	45881	NI	(1) 100W (M)	6W x 10H	---	---	---	8.5	5	ⓓ May be installed with glass up or down.
C	42880	NI	(1) 100W (M)	6W x 8H	82	31	72	---	---	Additional chain 2996 NI.
D	42883	NI	(3) 100W (M)	21W x 21H	95	73	72	---	---	Additional chain 2996 NI.
E	42884	NI	(5) 100W (M)	25W x 21H	95	36	72	---	---	Additional chain 2996 NI.
F	42879	NI	(3) 100W (M)	16W x 13.25H	---	---	---	---	---	
G	42881	NI	(1) 150W (M)	16W x 9.5H	84	37	72	---	---	Additional chain 2996 NI.
H	42882	NI	(1) 150W (M)	13W x 21.25H	96	30	72	---	---	Additional chain 2996 NI.

Measurements shown in inches. U.S. & Canada Patent Pending.

Nicholson™

Finish: Olde Bronze®
Glass: Satin Etched



A | 42880 OZ
Mini Pendant



B | 45881 OZ
Wall Sconce



C | 42884 OZ
Chandelier



D | 42883 OZ
Chandelier/Dinette



E | 42885 OZ
Chandelier



F | 42882 OZ
Small Foyer Pendant



G | 42881 OZ
Pendant



H | 42879 OZ
Semi Flush

Coordinating



45883 OZ

Nicholson™

	ITEM #	FINISH	LIGHT SOURCE	DIMENSIONS	OVRLL. H	EXTRA WIRE	CHAIN/STEM	EXT.	HCWO	NOTES
A	42880	OZ	(1) 100W (M)	6W x 8H	82	31	72	---	---	Additional chain 2996 OZ.
B	45881	OZ	(1) 100W (M)	6W x 10H	---	---	---	8.5	5	Ⓧ May be installed with glass up or down.
C	42884	OZ	(5) 100W (M)	25W x 21H	95	36	72	---	---	Additional chain 2996 OZ.
D	42883	OZ	(3) 100W (M)	21W x 21H	95	73	72	---	---	Additional chain 2996 OZ.
E	42885	OZ	(9) 100W (M)	34W x 32H	106	72	72	---	---	Additional chain 2996 OZ.
F	42882	OZ	(1) 150W (M)	13W x 21.25H	96	30	72	---	---	Additional chain 2996 OZ.
G	42881	OZ	(1) 150W (M)	16W x 9.5H	84	37	72	---	---	Additional chain 2996 OZ.
H	42879	OZ	(3) 100W (M)	16W x 13.25H	---	---	---	---	---	

Measurements shown in inches. U.S. & Canada Patent Pending.

Telford™

Finish: Brushed Nickel
Glass: Alabaster Swirl



A | 2077 NI
Chandelier



B | 2076 NI
Chandelier



D | 3277 NI
Inverted Pendant



E | 3476 NI
Mini Pendant

Coordinating



5993 NI



C | 5991 NI
Wall Sconce

Telford™

	ITEM #	FINISH	LIGHT SOURCE	DIMENSIONS	OVRL. H	EXTRA WIRE	CHAIN/STEM	EXT.	HCWO	NOTES
A	2077	NI	(9) 100W (M)	33.5W x 25H	99	61	72	---	---	Additional chain 2996.
B	2076	NI	(5) 100W (M)	24W x 17H	91	27	72	---	---	Additional chain 2996, may be installed with glass up or down.
C	5991	NI	(1) 100W (M)	7.25W x 12H	---	---	---	9	6	Ⓧ May be installed with glass up or down.
D	3277	NI	(3) 100W (M)	17.5W x 21.5H	96	26	72	---	---	Additional chain 2996.
E	3476	NI	(1) 100W (M)	7.25W x 6.75H	45	67	36	---	---	Additional chain 2996, additional stem 2997, 2999, 3036, 3048.

Measurements shown in inches. U.S. & Canada Patent Pending.

Telford™

Finish: Olde Bronze®
Glass: Umber Etched



A | 2076 OZ
Chandelier



B | 2077 OZ
Chandelier



C | 3476 OZ
Mini Pendant



D | 3277 OZ
Inverted Pendant



E | 5991 OZ
Wall Sconce

Coordinating



5993 OZ

Telford™

	ITEM #	FINISH	LIGHT SOURCE	DIMENSIONS	OVRL H	EXTRA WIRE	CHAIN/STEM	EXT.	HCWO	NOTES
A	2076	OZ	(5) 100W (M)	24W x 17H	91	27	72	---	---	Additional chain 2996, may be installed with glass up or down.
B	2077	OZ	(9) 100W (M)	33.5W x 25H	99	61	72	---	---	Additional chain 2996.
C	3476	OZ	(1) 100W (M)	7.25W x 6.75H	45	67	36	---	---	Additional chain 2996, additional stem 2999.
D	3277	OZ	(3) 100W (M)	17.5W x 21.5H	96	26	72	---	---	Additional chain 2996.
E	5991	OZ	(1) 100W (M)	7.25W x 12H	---	---	---	9	6	Ⓧ May be installed with glass up or down.

Measurements shown in inches. U.S. & Canada Patent Pending.

Jolie

Finish: Brushed Nickel
Glass: Satin Etched



A | 43639 NI
43639 NIL16
Chandelier



B | 45637 NI
45637 NIL16
Wall Sconce



E | 43640 NI
43640 NIL16
Mini Pendant



Shown as
Inverted Pendant - 13.75" H.

Convertible

Create two distinct lighting options with one fixture:
Inverted Pendant or Semi Flush.

F | 43641 NI
43641 NIL16



Shown as
Semi Flush - 12.25" H.



C | 43637 NI
43637 NIL16
Mini Chandelier

















D | 43638 NI
43638 NIL16
Chandelier



Coordinating

45639 NI

Jolie

	ITEM #	FINISH	LIGHT SOURCE	LED BULB OUTPUT	DIMENSIONS	OVRLL. H	EXTRA WIRE	CHAIN/STEM	EXT.	HCWO	NOTES
A	43639	NI	(9) 100W (M)	---	28W x 28H	66	39	36	---	---	Additional chain 2996 NI.
A	43639	NIL16	(9) 9W (M)  	3000K, 80 CRI, 800 Lumens, LPW	28W x 28H	66	39	36	---	---	Dimmable. Additional chain 2996 NI.
B	45637	NI	(1) 100W (M)	---	5W x 9H	---	---	---	6.25	4	 May be installed with glass up or down.
B	45637	NIL16	(1) 9W (M)  	3000K, 80 CRI, 800 Lumens, LPW	5W x 9H	---	---	---	6.25	4	 Dimmable. May be installed with glass up or down.
C	43637	NI	(3) 100W (M)	---	18W x 18H	56	39	36	---	---	Additional chain 2996 NI.
C	43637	NIL16	(3) 9W (M)  	3000K, 80 CRI, 800 Lumens, LPW	18W x 18H	56	39	36	---	---	Dimmable. Additional chain 2996 NI.
D	43638	NI	(5) 100W (M)	---	22W x 18.5H	57	39	36	---	---	Additional chain 2996 NI.
D	43638	NIL16	(5) 9W (M)  	3000K, 80 CRI, 800 Lumens, LPW	22W x 18.5H	57	39	36	---	---	Dimmable. Additional chain 2996 NI.
E	43640	NI	(1) 100W (M)	---	4.75W x 12.5H	51	40	36	---	---	Additional chain 2996 NI.
E	43640	NIL16	(1) 9W (M)  	3000K, 80 CRI, 800 Lumens, LPW	4.75W x 12.25H	51	40	36	---	---	Dimmable. Additional chain 2996 NI.
F	43641	NI	(2) 100W (M)	---	15W x 13.75H	52	36	36	---	---	Additional chain 2996 NI.
F	43641	NIL16	(2) 9W (M)  	3000K, 80 CRI, 800 Lumens, LPW	15W x 13.75H	52	36	36	---	---	Dimmable. Additional chain 2996 NI.

Measurements shown in inches. U.S. & Canada Patent Pending.



Shown as
Inverted Pendant - 13.75" H.

Convertible

Create two distinct lighting
options with one fixture:
Inverted Pendant or Semi Flush.

A | 43641 OZ
43641 OZL16



Shown as
Semi Flush - 12.25" H.



B | 45637 OZ
45637 OZL16
Wall Sconce



D | 43640 OZ
43640 OZL16
Mini Pendant



Coordinating

45639 OZ

Jolie

Finish: Olde Bronze®
Glass: Satin Etched



C | 43639 OZ
43639 OZL16
Chandelier

















E | 43638 OZ
43638 OZL16
Chandelier



F | 43637 OZ
43637 OZL16
Mini Chandelier

Jolie

	ITEM #	FINISH	LIGHT SOURCE	LED BULB OUTPUT	DIMENSIONS	OVRLL. H	EXTRA WIRE	CHAIN/STEM	EXT.	HCWO	NOTES
A	43641	OZ	(2) 100W (M)	---	15W x 13.75H	52	36	36	---	---	Additional chain 2996 OZ.
A	43641	OZL16	(2) 9W (M)  	3000K, 80 CRI, 800 Lumens, LPW	15W x 13.75H	52	36	36	---	---	Dimmable. Additional chain 2996 OZ.
B	45637	OZ	(1) 100W (M)	---	5W x 9H	---	---	---	6.25	4	 May be installed with glass up or down.
B	45637	OZL16	(1) 9W (M)  	3000K, 80 CRI, 800 Lumens, LPW	5W x 9H	---	---	---	6.25	4	 Dimmable. May be installed with glass up or down.
C	43639	OZ	(9) 100W (M)	---	28W x 28H	66	39	36	---	---	Dimmable. Additional chain 2996 OZ.
C	43639	OZL16	(9) 9W (M)  	3000K, 80 CRI, 800 Lumens, LPW	28W x 28H	66	39	36	---	---	Dimmable. Additional chain 2996 OZ.
D	43640	OZ	(1) 100W (M)	---	4.75W x 12.5H	51	40	36	---	---	Additional chain 2996 OZ.
D	43640	OZL16	(1) 9W (M)  	3000K, 80 CRI, 800 Lumens, LPW	4.75W x 12.25H	51	40	36	---	---	Dimmable. Additional chain 2996 OZ.
E	43638	OZ	(5) 100W (M)	---	22W x 18.5H	57	39	36	---	---	Additional chain 2996 OZ.
E	43638	OZL16	(5) 9W (M)  	3000K, 80 CRI, 800 Lumens, LPW	22W x 18.5H	57	39	36	---	---	Dimmable. Additional chain 2996 OZ.
F	43637	OZ	(3) 100W (M)	---	18W x 18H	56	39	36	---	---	Additional chain 2996 OZ.
F	43637	OZL16	(3) 9W (M)  	3000K, 80 CRI, 800 Lumens, LPW	18W x 18H	56	39	36	---	---	Dimmable. Additional chain 2996 OZ.

Measurements shown in inches. U.S. & Canada Patent Pending.

Ansonia™

Finish: Brushed Nickel

Glass: Satin Etched



A | 1748 NI
Chandelier/Dinette



B | 3345 NI
Mini Pendant



C | 3349 NI
Pendant



Shown as
Inverted Pendant - 15.5" H.

Convertible

Create two distinct lighting options with one fixture:
Inverted Pendant or Semi Flush.

D | 3348 NI



Shown as
Semi Flush - 15" H.

Coordinating



5448 NI

Ansonia™

	ITEM #	FINISH	LIGHT SOURCE	DIMENSIONS	OVRL. H	EXTRA WIRE	CHAIN/STEM	NOTES
A	1748	NI	(5) 100W (M)	22W x 11.75H	86	31	72	Additional chain 2996 NI. May be installed with glass up or down.
B	3345	NI	(1) 100W (M)	4.75W x 13.75H	88	31	72	Additional chain 2996 NI.
C	3349	NI	(1) 150W (M)	15W x 15H	89	32	72	Additional chain 2996 NI. G Type bulb recommended.
D	3348	NI	(1) 100W (M)	12W x 15.5H	90	32	72	Additional chain 2996 NI.

Measurements shown in inches. U.S. & Canada Patent Pending.

Wynberg™

Finish: Brushed Nickel

Glass: Satin Etched

Finish: Olde Bronze®

Glass: Satin Etched

Finish: Tannery Bronze™

Glass: Etched Seeded



A | 1770 NI, TZ
Mini Chandelier



B | 3293 NI, OZ
Chandelier/Dinette



C | 5294 NI, OZ
Wall Sconce



Shown as
Inverted Pendant - 15.25" H.

Convertible

Create two distinct lighting
options with one fixture:
Inverted Pendant or Semi Flush.

G | 3694 NI, OZ



Shown as
Semi Flush - 13.5" H.



D | 2022 NI, TZ
Chandelier



E | 2093 NI, OZ
Chandelier



F | 2693 NI, OZ
Mini Pendant

Wynberg™

	ITEM #	FINISH	LIGHT SOURCE	DIMENSIONS	OVRL. H	STEM TILT	EXTRA WIRE	CHAIN/STEM	EXT.	HCWO	NOTES
A	1770	NI, TZ	(5) 60W (C)	17W x 12.75H	87	---	31	72	---	---	Additional chain 2996 NI, TZ.
B	3293	NI, OZ	(3) 100W (M)	22W x 13H	87	---	59	72	---	---	Additional chain 2996 NI, OZ.
C	5294	NI, OZ	(1) 100W (M)	6W x 7.5H	---	---	---	---	8.5	3.5	ⓓ May be installed with glass up or down.
D	2022	NI, TZ	(5) 100W (M)	23W x 14H	88	---	30	72	---	---	Additional chain 2996 NI, OZ.
E	2093	NI, OZ	(5) 100W (M)	24.5W x 13.75H	88	---	27	72	---	---	Additional chain 2996 NI, OZ.
F	2693	NI, OZ	(1) 100W (M)	6W x 6H	44	90°	58	36	---	---	Additional stem 2997, 2999, 3036, 3038 NI, 2999 OZ.
G	3694	NI, OZ	(2) 100W (M)	15W x 15.25H	90	---	32	72	---	---	Additional chain 2996 NI, OZ.

Measurements shown in inches. U.S. & Canada Patent Pending.



Serene LED

Inspired by the way light shines on a waterfall, Serene LED takes a contemporary approach to classic mid-century shapes, with soft curves juxtaposed against layers of textured glass. The LED light reflects off of these surfaces, bringing brilliant illumination to a space.



Serene LED

Finish: Classic Pewter
Glass: Textured White Vitra Mica



A | **44160 CLPLED**
Linear Chandelier



B | **44162 CLPLED**
Wall Sconce

Serene LED

ITEM #	FINISH	LIGHT SOURCE	LED BULB OUTPUT	DIMENSIONS	OVRLL H	EXTRA WIRE	CHAIN/STEM	EXT.	HCWO	NOTES	
A	44160	CLPLED	(2) 32W	3000K, 90 CRI, 1450 Lumens, 43 LPW	6W x 7.25H x 36.5L	46	73	36	---	---	Dimmable. Additional chain 2996 CLP, additional stem 4935 CLP. Sloped ceiling kit included.
B	44162	CLPLED	(1) 16W	3000K, 90 CRI, 275 Lumens, 18 LPW	6.5W x 17H	---	---	---	3.5	7.25	Dimmable.

Measurements shown in inches. U.S. & Canada Patent Pending.

Serene LED

Finish: Natural Brass
Glass: Textured White Vitra Mica



A | **44160 NBRLED**
Linear Chandelier

B | **44162 NBRLED**
Wall Sconce

Serene LED

	ITEM #	FINISH	LIGHT SOURCE	LED BULB OUTPUT	DIMENSIONS	OVRLL. H	EXTRA WIRE	CHAIN/STEM	EXT.	HCWO	NOTES
A	44160	NBRLED	(2) 32W	3000K, 90 CRI, 1450 Lumens, 43 LPW	6W x 7.25H x 36.5L	46	73	36	---	---	Dimmable. Additional chain 2996 NBR, additional stem 4935 NBR. Sloped ceiling kit included.
B	44162	NBRLED	(1) 16W	3000K, 90 CRI, 275 Lumens, 18 LPW	6.5W x 17H	---	---	---	3.5	7.25	Dimmable.

Measurements shown in inches. U.S. & Canada Patent Pending.



Crystalline LED

Finish: Polished Nickel

Glass: Optical Crystal

Crystalline LED

Finish: Polished Nickel

Glass: Optical Crystal




A | 44188 PNLED
Chandelier



B | 44187 PNLED
Chandelier

Crystalline LED

	ITEM #	FINISH	LIGHT SOURCE	LED BULB OUTPUT	DIMENSIONS	OVRLL. H	NOTES
A	44188	PNLED	---	See kichler.com for details	22.25W x 6.5H	72	Dimmable.
B	44187	PNLED	(4) 39W 	3000K, 90 CRI, 1950 Lumens, 50 LPW	11.25W x 6.5H x 38L	72	Dimmable.

Measurements shown in inches. U.S. & Canada Patent Pending.



Moderne LED

Geometry makes Moderne simply striking. The contemporary style features a suspended cable design. Yet the defining element is Moderne's offset square and rectangular panels, the perfect separation between the fixture's up and down LED lighting.



Moderne LED

Finish: Olde Bronze® with Gold Contrast Panels



“ This chandelier was very easy to install. the features were amazing and oh my gosh at how great the illumination was! not only did it light up my kitchen but my living room and study rooms as well! i would absolutely recommend this product and any of the Kichler products! i can't wait to try out another one! ”

- Kittee28 | West Liberty, KY | Moderne LED 42992 OZLED

Moderne LED

Finish: Satin Nickel



Coordinating



310175 NI

Moderne LED

	ITEM #	FINISH	LIGHT SOURCE	LED BULB OUTPUT	DIMENSIONS	OVRL. H	NOTES
A	42992	OZLED, SNLED	(2) 50W	2700K, 90 CRI, 2700 Lumens, 45 LPW	26.5W x 6.75H	81	Dimmable.
B	42993	OZLED, SNLED	(2) 50W	2650K, 90 CRI, 2625 Lumens, 44 LPW	16.25W x 6.25H x 34.25L	80	Dimmable.

© These devices comply with Title 47 of the FCC Regulations. Measurements shown in inches. U.S. & Canada Patent Pending.



Tiers

Finish: Classic Pewter
Glass: Clear



A | 44126 CLP
Mini Pendant

Tiers

Finish: Classic Pewter
Glass: Clear



B | 44123 CLP
Pendant



C | 44124 CLP
Chandelier

Features



Adjustable Glass
Panels on 44124 CLP

Tiers

	ITEM #	FINISH	LIGHT SOURCE	DIMENSIONS	OVRL. H	STEM TILT	EXTRA WIRE	CHAIN/STEM	NOTES
A	44126	CLP	(1) 75W (M)	6.75W x 12.25H	51	90°	66	36	Additional stem 2999 CLP.
B	44123	CLP	(5) 75W (M)	24W x 10.5H	49	90°	69	36	Additional stem 4935 CLP.
C	44124	CLP	(5) 75W (M)	8.25W x 15H x 36.5L	53	---	102	36	Additional chain 2996 CLP, additional stem 4935 CLP. Sloped ceiling kit included.

Measurements shown in inches. U.S. & Canada Patent Pending.

Cullen

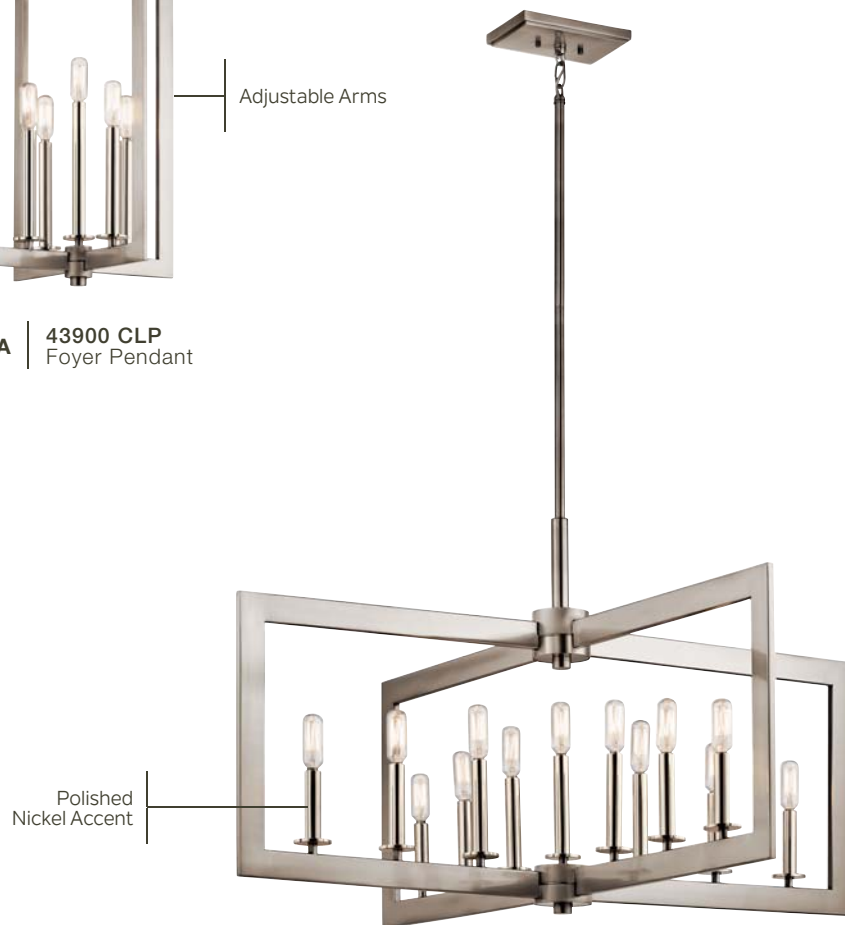
Finish: Classic Pewter with Polished Nickel Accents



A | 43900 CLP
Foyer Pendant



B | 43902 CLP
Foyer Pendant



C | 43901 CLP
Linear Chandelier

Vintage
Filament Bulb



5971 CLR

Cullen

Finish: Olde Bronze® with Natural Brass Accents



A | 43900 OZ
Foyer Pendant



B | 43902 OZ
Foyer Pendant



C | 43901 OZ
Linear Chandelier

Cullen

	ITEM #	FINISH	LIGHT SOURCE	DIMENSIONS	OVRL. H	EXTRA WIRE	CHAIN/STEM	NOTES
A	43900	CLP, OZ	(5) 60W (C)	14W x 26.25H	65	51	36	Additional chain 2996 CLP, OZ. Additional stem 2999 CLP, OZ. Sloped ceiling kit included.
B	43902	CLP, OZ	(5) 60W (C)	18W x 32H	71	69	36	Additional chain 2996 CLP, OZ. Additional stem 2999 CLP, OZ. Sloped ceiling kit included.
C	43901	CLP, OZ	(13) 60W (C)	38.75W x 22.25H	61	66	36	Additional chain 2996 CLP, OZ. Additional stem 2999 CLP, OZ. Sloped ceiling kit included.

Measurements shown in inches. U.S. & Canada Patent Pending.



Bensimone™

Bensimone's uniquely squared socket design blends beautifully with a variety of modern decorating trends, from elongated tables to geometric seating. The Black and Polished Nickel two-tone finish adds to the versatility, working well in rooms with a variety of hardware finishes.



Bensimone™

Finish: Black with Polished Nickel Accents



A | 43292 BK
Linear Chandelier
NOT TO SCALE

Polished
Nickel
Accents

Vintage
Filament Bulb



4071 CLR

Satin Etched Cased
Opal Glass
B | 43293 BK
Flush Mount

C | 43291 BK
Chandelier

D | 43290 BK
Chandelier

Bensimone™

	ITEM #	FINISH	LIGHT SOURCE	DIMENSIONS	OVRLL H	EXTRA WIRE	CHAIN/STEM	NOTES
A	43292	BK	(8) 60W (C)	14W x 22H x 36L	60	73	36	Additional chain 4927 BK, additional stem 2999 BK. Sloped ceiling kit included.
B	43293	BK	(2) 75W (M) ❖	15.25W x 5.25H	---	---	---	
C	43291	BK	(8) 60W (C)	30W x 26H	64	87	36	Additional chain 4927 BK, additional stem 2999 BK. Sloped ceiling kit included.
D	43290	BK	(6) 60W (C)	24W x 23.25H	61	53	36	Additional chain 4927 BK, additional stem 2999 BK. Sloped ceiling kit included.

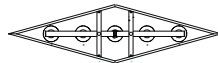
Measurements shown in inches. U.S. & Canada Patent Pending.

Realta

Finish: Brushed Nickel
Glass: Satin Etched Cased Opal



A | 43687 NI
Linear Chandelier
NOT TO SCALE





B | 43688 NI
Mini Pendant



C | 43686 NI
Linear Chandelier

Realta

	ITEM #	FINISH	LIGHT SOURCE	DIMENSIONS	OVRL. H	STEM TILT	EXTRA WIRE	CHAIN/STEM	NOTES
A	43687	NI	(5) 50W (G9)	11W x 6.5H x 40L	45	---	102	36	Additional chain 2996 NI, additional stem 4935 NI. Sloped ceiling kit included.
B	43688	NI	(1) 50W (G9)	7W x 6.5H x 12L	45	90°	68	36	Additional stem 2997, 2999, 3036, 3048 NI.
C	43686	NI	(3) 50W (G9)	10W x 6.5H x 28L	45	---	107	36	Additional chain 2996 NI, additional stem 2997, 2999, 3036, 3048 NI. Sloped ceiling kit included.

Measurements shown in inches. U.S. & Canada Patent Pending.



Erzo™

A | 43859 SN
Chandelier

Finish: Satin Nickel

Erzo™

Finish: Satin Nickel



B | 43857 SN
Chandelier

Coordinating



300702 NI

Vintage
Filament Bulb

5971 CLR

Erzo

	ITEM #	FINISH	LIGHT SOURCE	DIMENSIONS	OVRL. H	EXTRA WIRE	CHAIN/STEM	NOTES
A	43859	SN	(6) 60W (C)	26W x 9.25H	48	69	36	Additional chain 2996 SN, additional stem 2999 SN. Sloped ceiling kit included.
B	43857	SN	(8) 60W (C)	35.5W x 9.25H	48	104	36	Additional chain 2996 SN, additional stem 2999 SN. Sloped ceiling kit included.

Measurements shown in inches. U.S. & Canada Patent Pending.

Erzo™

Finish: Natural Brass



A | 43859 NBR
Chandelier



“ The Erzo 6 Light Chandelier in Natural Brass is so beautiful in person. The lights are a perfect touch as they stand tall high above. The installation was super easy and quick. I had this up and installed within an hour. You have the choice to hang this higher or lower with the chain. The Natural Brass color is perfect for a sleek decor or modern room. I am loving this chandelier. ”

- cmarks580 | Houston, TX | Ezro 43859 NBR

Erzo™

Finish: Natural Brass



B | 43857 NBR
Chandelier

Vintage
Filament Bulb



5971 CLR

Erzo™

	ITEM #	FINISH	LIGHT SOURCE	DIMENSIONS	OVRL. H	EXTRA WIRE	CHAIN/STEM	NOTES
A	43859	NBR	(6) 60W (C)	26W x 9.25H	48	69	36	Additional chain 2996 NBR, additional stem 2999 NBR. Sloped ceiling kit included.
B	43857	NBR	(8) 60W (C)	35.5W x 9.25H	48	104	36	Additional chain 2996 NBR, additional stem 2999 NBR. Sloped ceiling kit included.

Measurements shown in inches. U.S. & Canada Patent Pending.



Shefali™

Finish: Pharaoh Gold



A | 44154 PG
Mini Pendant

Shefali™

Finish: Pharaoh Gold



B | 44157 PG
Wall Sconce



C | 44156 PG
Chandelier



D | 44155 PG
Pendant

Shefali™

	ITEM #	FINISH	LIGHT SOURCE	DIMENSIONS	OVRLL. H	STEM TILT	EXTRA WIRE	CHAIN/STEM	EXT.	HCWO	NOTES
A	44154	PG	(3) 60W (C)	12.5W x 11.75H	50	90°	66	36	---	---	Additional stem 2999 PG.
B	44157	PG	(2) 60W (C)	7W x 13.75H	---	---	---	---	4.25	5.5	D
C	44156	PG	(6) 60W (C)	14.5W x 11H x 38.5L	50	---	102	36	---	---	Additional stem 4935 PG.
D	44155	PG	(4) 60W (C)	21W x 16.75H	55	---	98	36	---	---	Additional stem 4935 PG.

Measurements shown in inches. U.S. & Canada Patent Pending.



Titus

Black mesh ironwork with a Polished Nickel finish lends an industrial touch to the modern, sleek Titus collection.




Titus

Finish: Polished Nickel
Shade: Black Mesh Outer



B | 43722 PN
Mini Pendant



A | 43712 PN
Oval Chandelier/Pendant
NOT TO SCALE

Vintage Filament Bulbs



4071 CLR



5971 CLR



C | 43715 PN
Pendant



Shown as Pendant - 9.75" H.

Convertible

Create two distinct lighting options with one fixture:
Pendant or Semi Flush.

E | 43713 PN



Black Mesh Shade

D | 43716 PN
Wall Sconce



Shown as Semi Flush - 10.5" H.



“ Beautiful piece, it's become the focal point of our den. Very sleek and adds a touch of class to our other wise formal space. Installation was a breeze and took less than 2 hours. It provides the perfect amount of light and decor for our needs. Very pleased with the Kichler brand as usual. ”

- AnnieJay | New York, NY | Titus 43715 PN

Titus

	ITEM #	FINISH	LIGHT SOURCE	DIMENSIONS	OVRL H	STEM TILT	EXTRA WIRE	CHAIN/STEM	EXT.	HCWO	NOTES
A	43712	PN	(8) 60W (C)	17W x 9.75H x 37.25L	48	90°	110	36	---	---	Additional stem 4935 PN.
B	43722	PN	(1) 100W (M)	6.5W x 9H	48	90°	69	36	---	---	Additional stem 2999 PN.
C	43715	PN	(8) 60W (C)	25W x 9.75H	48	90°	73	36	---	---	Additional stem 2999 PN.
D	43716	PN	(1) 60W (C)	6W x 12H	---	---	---	---	4	6	ⓓ
E	43713	PN	(4) 60W (C)	14.25W x 9.75H	48	90°	73	36	---	---	Additional stem 2999 PN.

Measurements shown in inches. U.S. & Canada Patent Pending.



Branches

Inspired by the asymmetric patterns found in nature, Branches is anything but simple. The soft contemporary shapes and mixed metal finishes give each piece a metropolitan flair that works above kitchen islands, dining tables — even as a focal point in a foyer.



Branches

Finish: Black with Antique Pewter Accents



Shown with T10 bulbs

A | 43795 BK
Linear Chandelier
NOT TO SCALE

Coordinating



300030 AP



C | 43793 BK
Mini Chandelier



B | 44091 BK
Wall Sconce



D | 43794 BK
Chandelier

Branches

	ITEM #	FINISH	LIGHT SOURCE	DIMENSIONS	OVRL. H	EXTRA WIRE	CHAIN/STEM	EXT.	HCWO	NOTES
A	43795	BK	(7) 60W (M)	25.25W x 19.75H x 49.25L	23.65	96	36	---	---	Additional chain 4927 BK, additional stem 4935 BK. Sloped ceiling kit included.
B	44091	BK	(2) 60W (M)	4.75W x 20.75H	---	---	---	4	10.5	Ⓧ Installs on ceiling or Wall. Mounts vertically or horizontally on the wall.
C	43793	BK	(3) 60W (M)	22.25W x 8H	42	78	36	---	---	Additional chain 4927 BK, additional stem 2999 BK. Sloped ceiling kit included.
D	43794	BK	(4) 60W (M)	2.5W x 19.5H x 33.5L	46	110	36	---	---	Additional chain 4927 BK, additional stem 2999 BK. Sloped ceiling kit included.

Dimensions do not include bulbs. Measurements shown in inches. U.S. & Canada Patent Pending.

Downtown Deco

Finish: Polished Nickel



A | 43966 PN
Foyer Chandelier
NOT TO SCALE



Shown as
Pendant - 10.75" H.

Convertible

Create two distinct lighting options with one fixture:
Pendant or Semi Flush.

B | 44128 PN



Shown as
Semi Flush - 11.5" H.



C | 43964 PN
Foyer Pendant



D | 43965 PN
Foyer Pendant

Downtown Deco

	ITEM #	FINISH	LIGHT SOURCE	DIMENSIONS	OVRL H	STEM TILT	EXTRA WIRE	CHAIN/STEM	NOTES
A	43966	PN	(8) 60W (C)	24W x 32.25H	70	90°	51	36	Additional stem 2999 PN.
B	44128	PN	(6) 60W (C)	21.5W x 10.75H	49	90°	67	36	Additional stem 2999 PN.
C	43964	PN	(4) 60W (C)	12W x 17H	55	90°	62	36	Additional stem 2999 PN.
D	43965	PN	(4) 60W (C)	18W x 25H	63	90°	56	36	Additional stem 2999 PN.

Measurements shown in inches. U.S. & Canada Patent Pending.

Elata

Finish: **Classic Pewter** or **Olde Bronze®**



A | 43871 CLP, OZ
Chandelier/Pendant



B | 43872 CLP, OZ
Chandelier/Pendant



Elata

	ITEM #	FINISH	LIGHT SOURCE	DIMENSIONS	OVRL. H	EXTRA WIRE	CHAIN/STEM	NOTES
A	43871	CLP, OZ	(5) 60W (C)	27W x 19.25H	58	72	36	Additional chain 2996 CLP, OZ, additional stem 2999 CLP, OZ.
B	43872	CLP, OZ	(8) 60W (C)	36W x 26.5H	65	108	36	Additional chain 2996 CLP, OZ, additional stem 2999 CLP, OZ.

Measurements shown in inches. U.S. & Canada Patent Pending.

Taubert™

Finish: Black with Natural Brass Accents



A | 43983 BK
Foyer Pendant



B | 43982 BK
Pendant



C | 43984 BK
Pendant

Vintage
Filament Bulb



4071 CLR

Taubert™

	ITEM #	FINISH	LIGHT SOURCE	DIMENSIONS	OVRL. H	EXTRA WIRE	CHAIN/STEM	NOTES
A	43983	BK	(3) 100W (M)	15W x 26.25H	64	58	36	Additional chain 4927 BK, additional stem 2999 BK. Sloped ceiling kit included.
B	43982	BK	(1) 100W (M)	12W x 13H	51	71	36	Additional chain 4927 BK, additional stem 2999 BK. Sloped ceiling kit included.
C	43984	BK	(4) 100W (M)	18W x 16.5H	55	64	36	Additional chain 4927 BK, additional stem 2999 BK. Sloped ceiling kit included.

Measurements shown in inches. U.S. & Canada Patent Pending.

Olsay™

Finish: Chrome
Glass: Satin Etched Cased Opal



A | 42505 CH
Chandelier



B | 42506 CH
Chandelier

Olsay™

	ITEM #	FINISH	LIGHT SOURCE	DIMENSIONS	OVRL. H	EXTRA WIRE	CHAIN/STEM	NOTES
A	42505	CH	(3) 50W (G9)	22.5W x 22.75H	61	64	36	Additional chain 2996 CH. Additional stem 2999 CH.
B	42506	CH	(4) 50W (G9)	28.75W x 28.75H	67	94	36	Additional chain 2996 CH. Additional stem 2999 CH.

Measurements shown in inches. U.S. & Canada Patent Pending.

Aleeka™

Finish: Classic Pewter

Glass: Satin Etched Cased Opal



A | 43366 CLP
Chandelier



B | 43364 CLP
Chandelier



C | 43365 CLP
Chandelier

Aleeka™

	ITEM #	FINISH	LIGHT SOURCE	DIMENSIONS	OVRLL. H	EXTRA WIRE	CHAIN/STEM	NOTES
A	43366	CLP	(5) 50W (G9)	28.25W x 31H	72	103	36	Additional chain 2996 CLP, additional stem 4935 CLP. Sloped ceiling kit included.
B	43364	CLP	(3) 50W (G9)	28.25W x 12.75H	53	106	36	Additional chain 2996 CLP, additional stem 2999 CLP. Sloped ceiling kit included.
C	43365	CLP	(5) 50W (G9)	34W x 17.25H	57	104	36	Additional chain 2996 CLP, additional stem 4935 CLP. Sloped ceiling kit included.

Measurements shown in inches. U.S. & Canada Patent Pending.

City Lights™

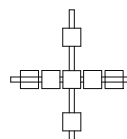
Finish: Classic Pewter
Glass: Satin Etched Cased Opal



A | 42942 CLP
Wall Sconce



B | 42940 CLP
Chandelier
NOT TO SCALE



City Lights™

	ITEM #	FINISH	LIGHT SOURCE	DIMENSIONS	OVRL. H	EXTRA WIRE	CHAIN/STEM	EXT.	HCWO	NOTES
A	42942	CLP	(2) 50W (G9)	15.5W x 16H	---	---	---	4.5	7.25	
B	42940	CLP	(7) 50W (G9)	23.5W x 23.75H x 25.75L	59	100	36	---	---	Additional chain 2996 CLP, additional stem 4935 CLP. Sloped ceiling kit included.

Measurements shown in inches. U.S. & Canada Patent Pending.

City Loft™

Finish: Polished Nickel
Glass: White Opal Etched



City Loft™

	ITEM #	FINISH	LIGHT SOURCE	DIMENSIONS	OVRL. H	EXTRA WIRE	CHAIN/STEM	EXT.	HCWO	NOTES
A	43787	PN	(1) 100W (M)	5.5W x 17.25H	---	---	---	5	13.75	ⓓ
B	43784	PN	(1) 200W (M)	16.25W x 21.25H x 20.5L	60	30	36	---	---	Additional chain 2996 PN, additional stem 4935 PN. Sloped ceiling kit included.
C	43783	PN	(1) 200W (M)	20.5W x 25.75H x 25L	64	20	36	---	---	Additional chain 2996 PN, additional stem 4935 PN. Sloped ceiling kit included.

Measurements shown in inches. U.S. & Canada Patent Pending.



Circolo

Smooth and tailored, the Circolo collection combines contemporary design with European flair. Clear cylindrical glass globes with satin etched or umber-etched centers repeat the circular theme extending the artistry. A stylish Brushed Nickel or Olde Bronze® finish completes the look.



Circolo

Finish: Brushed Nickel

Glass: Clear Outer Cylinders and
Satin Etched Inner Cylinders



B | 2344 NI
Chandelier



A | 2347 NI
Chandelier



C | 2346 NI
Chandelier



D | 6144 NI
Wall Sconce



E | 2343 NI
Mini Chandelier



F | 2345 NI
Oval Chandelier



G | 2943 NI
Linear Chandelier

Circolo

	ITEM #	FINISH	LIGHT SOURCE	DIMENSIONS	OVRL. H	STEM TILT	EXTRA WIRE	CHAIN/STEM	EXT.	HCWO	NOTES
A	2347	NI	(12) 60W (M)	44.5W x 41H	79	45°	70	36	---	---	Additional stem 2997, 2999, 3036, 3048 NI. T Type bulb required.
B	2344	NI	(6) 60W (M)	26W x 26.5H	65	---	38	36	---	---	Additional stem 2997, 2999, 3036, 3048 NI. T Type bulb required.
C	2346	NI	(9) 60W (M)	36W x 35.5H	110	45°	79	36	---	---	Additional stem 2997, 2999, 3036, 3048 NI. T Type bulb required.
D	6144	NI	(1) 60W (M)	4.5W x 10H	---	---	---	---	6	5	Ⓧ T Type bulb required.
E	2343	NI	(3) 60W (M)	22W x 21.5H	60	45°	51	36	---	---	Additional stem 2997, 2999, 3036, 3048 NI. T Type bulb required.
F	2345	NI	(8) 60W (M)	25W x 27H x 36.5L	65	45°	93	36	---	---	Additional stem 2997, 2999, 3036, 3048 NI. T Type bulb required.
G	2943	NI	(8) 60W (M)	14.25W x 39.25H x 36.25L	---	---	82	---	---	---	Additional stem 2997, 2999, 3036, 3048 NI. T Type bulb required.

Measurements shown in inches. U.S. & Canada Patent Pending.

Circolo

Finish: Olde Bronze®
Glass: Clear Outer Cylinders and
Umber Etched Inner Cylinders



B | 2344 OZ
Chandelier



A | 2347 OZ
Chandelier



C | 2346 OZ
Chandelier

Coordinating



300300 OZ



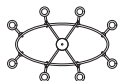
D | 6144 OZ
Wall Sconce



E | 2343 OZ
Mini Chandelier



F | 2345 OZ
Oval Chandelier



G | 2943 OZ
Linear Chandelier

Circolo

	ITEM #	FINISH	LIGHT SOURCE	DIMENSIONS	OVRL. H	STEM TILT	EXTRA WIRE	CHAIN/STEM	EXT.	HCWO	NOTES
A	2347	OZ	(12) 60W (M)	44.5W x 41H	79	45°	70	36	---	---	Additional stem 2999 OZ. T Type bulb required.
B	2344	OZ	(6) 60W (M)	26W x 26.5H	65	---	38	36	---	---	Additional stem 2999 OZ. T Type bulb required.
C	2346	OZ	(9) 60W (M)	36W x 35.5H	110	45°	79	36	---	---	Additional stem 2999 OZ. T Type bulb required.
D	6144	OZ	(1) 60W (M)	4.5W x 10H	---	---	---	---	6	5	Ⓣ T Type bulb required.
E	2343	OZ	(3) 60W (M)	22W x 21.5H	60	45°	51	36	---	---	Additional stem 2999 OZ. T Type bulb required.
F	2345	OZ	(8) 60W (M)	25W x 27H x 36.5L	65	45°	93	36	---	---	Additional stem 2999 OZ. T Type bulb required.
G	2943	OZ	(8) 60W (M)	14.25W x 39.25H x 36.25L	---	---	82	---	---	---	Additional stem 2999 OZ. T Type bulb required.

Measurements shown in inches. U.S. & Canada Patent Pending.

Triad™

Finish: Classic Pewter

Glass: Clear Outer and White Vetro Mica Inner Shades



A | 42549 CLP
Pendant



B | 42547 CLP
Linear Chandelier

GU10
Downlight



Clear Outer Glass
and Vetro Mica Glass
Inner Shades

C | 42548 CLP
Linear Chandelier

Triad™

Finish: Olde Bronze®

Glass: Clear Outer and Vetro Mica Inner Shades



A | 42549 OZ
Pendant



B | 42547 OZ
Linear Chandelier

GU10
Downlight



C | 42548 OZ
Linear Chandelier

Clear Outer Glass
and Vetro Mica Glass
Inner Shades

Triad™

ITEM #	FINISH	LIGHT SOURCE	DIMENSIONS	OVRL. H	EXTRA WIRE	CHAIN/STEM	NOTES
A	42549 CLP, OZ	(1) 100W (M), (1) 50W (GU10)	7.75W x 18H x 12L	58	44	36	Additional chain 2996 CLP, OZ. Additional stem 2999 CLP, OZ. Sloped ceiling kit included. 3-Way turn switch.
B	42547 CLP, OZ	(3) 100W (M), (3) 50W (GU10)	7.75W x 18H x 31.25L	56	81	36	Additional chain 2996 CLP, OZ. Additional stem 2999 CLP, OZ. Sloped ceiling kit included. 3-Way turn switch.
C	42548 CLP, OZ	(3) 100W (M), (3) 50W (GU10)	11.5W x 23H x 40L	61	87	36	Additional chain 2996 CLP, OZ. Additional stem 2999 CLP, OZ. Sloped ceiling kit included. 3-Way turn switch.

Measurements shown in inches. U.S. & Canada Patent Pending.

Suspension™

Finish: **Brushed Nickel or Black**
 Glass: **Satin Etched Cased Opal**



A | 42017 NI, BK
 Linear Chandelier



B | 42018 NI, BK
 Linear Chandelier

Coordinating



45317 NI

Finishes



Suspension™

ITEM #	FINISH	LIGHT SOURCE	DIMENSIONS	OVRL. H	EXTRA WIRE	CHAIN/STEM	NOTES	
A	42017	BK, NI	(3) 60W (C/K) Ⓢ	4.75W x 11H x 41L	43	101	36	Additional chain 4927 BK, 2996 NI. Additional stem 2999 BK, 2997, 2999, 3036, 3048 NI. Sloped ceiling kit included.
B	42018	BK, NI	(5) 60W (C/K) Ⓢ	4.25W x 10.5H x 50.75L	43	98	36	Additional chain 4927 BK, 2996 NI. Additional stem 2999 BK, 2997, 2999, 3036, 3048 NI. Sloped ceiling kit included.

Measurements shown in inches. U.S. Patent No. D644,571.

Arvela

Finish: **Polished Nickel with Black Accents** or
Black with Classic Bronze Accents



A | 44120 PN
Linear Chandelier



B | 44120 BK
Linear Chandelier

Arvela

	ITEM #	FINISH	LIGHT SOURCE	DIMENSIONS	OVRLL H	EXTRA WIRE	CHAIN/STEM	NOTES
A	44120	BK, PN	(8) 60W (M)	15.5W x 18H x 38.25L	40	108	36	Additional chain 4927 BK, PN. Additional stem 2999 BK, PN. Sloped ceiling kit included.

Measurements shown in inches. U.S. & Canada Patent Pending.

Jardine

Finish: Chrome
Glass: Satin Etched Cased Opal Inner Diffusers
Shades: Sheer Metallic



Satin Etched
White Glass

A | 42391 CH
Chandelier/Pendant
NOT TO SCALE



B | 42306 CH
Semi Flush



C | 45291 CH
Wall Sconce







D | 45293 CH

Features



Mounts Vertically or Horizontally

Jardine

	ITEM #	FINISH	LIGHT SOURCE	DIMENSIONS	OVRLL. H	EXTRA WIRE	CHAIN/STEM	EXT.	HCWO	NOTES
A	42391	CH	(3) 100W (M)	24W x 27.5H	102	51	72	---	---	Additional chain 4901 CH.
B	42306	CH	(3) 60W (C)	15.5W x 10.75H	---	---	---	---	---	
D	45291	CH	(2) 50W (G9) 	25W x 4.5H	---	---	---	4.25	2.25	 May be installed vertically or horizontally.
C	45293	CH	(4) 50W (G9) 	36.5W x 4.5H	---	---	---	4.25	2.25	 May be installed vertically or horizontally.

Measurements shown in inches. B,C: U.S. & Canada Patent Pending; D: U.S. Design Patent No. D670,423.



Crystal Skye™

Finish: Chrome with Optical Crystal Accents

Crystal Skye™

Finish: Chrome with Optical Crystal Accents



A | 42195 CH
Pendant

Laser-Cut
Chrome Diffuser
with Suspended
Faceted Optical
Crystals



B | 42175 CH
Wall Sconce
ADA Compliant



C | 42174 CH
Mini Pendant

Prism Shaped
Crystals



D | 42173 CH
Oval Chandelier/Pendant



Crystal Skye™

	ITEM #	FINISH	LIGHT SOURCE	DIMENSIONS	OVRL. H	EXTRA WIRE	EXT.	HCWO	NOTES
A	42195	CH	(8) 50W (G9) Ⓢ	20.75W x 5.25H	53.5	---	---	---	
B	42175	CH	(2) 50W (G9) Ⓢ	6.5W x 11H	---	---	4	5.5	Ⓢ
C	42174	CH	(1) 100W (M)	6.5W x 11.75H	85	---	---	---	
D	42173	CH	(12) 50W (G9) Ⓢ	11.75W x 5H x 35.25L	79	10	---	---	

Measurements shown in inches. U.S. & Canada Patent Pending.

Stella™

Finish: Chrome

Glass: Satin Etched Cased Opal



A | 42214 CH
Chandelier



B | 42216 CH
Mini Pendant



C | 42213 CH
Chandelier

Stella™

	ITEM #	FINISH	LIGHT SOURCE	DIMENSIONS	OVRL. H	STEM TILT	EXTRA WIRE	CHAIN/STEM	NOTES
A	42214	CH	(24) 40W (C)	36W x 53H	91	---	85	36	Additional chain 4901 CH, additional stem 2999 CH.
B	42216	CH	(1) 60W (C)	3.5W x 11.75H	49	45°	69	36	Additional stem 2999 CH.
C	42213	CH	(9) 60W (C)	26.5W x 25H	63	45°	54	36	Additional stem 2999 CH.

Measurements shown in inches. U.S. & Canada Patent Pending.

Structures™

Finish: **Brushed Nickel**

Glass: Satin Etched

Finish: **Olde Bronze®**

Glass: Light Umber



A | 2043 NI
Linear Chandelier
NOT TO SCALE

Coordinating



6463 NI



41056 NI



B | 2055 NI
Chandelier



C | 6963 NI
Wall Sconce



D | 2955 NI, OZ
Linear Chandelier



Shown as
Mini Pendant - 8.5" H.

Convertible

Create two distinct lighting
options with one fixture:
Mini Pendant or Semi Flush.

E | 2655 NI



Shown as
Semi Flush - 9.5" H.

Structures™

	ITEM #	FINISH	LIGHT SOURCE	DIMENSIONS	OVRL. H	STEM TILT	EXTRA WIRE	CHAIN/STEM	EXT.	HCWO	NOTES
A	2043	NI	(4) 100W (MNCN) Ⓛ	9W x 21.5H x 47.5L	60	45°	96	36	---	---	Additional stem 2997, 2999, 3036, 3048 NI.
B	2055	NI	(5) 100W (MNCN) Ⓛ	30.5W x 22.5H	61	45°	96	36	---	---	Additional stem 2997, 2999, 3036, 3048 NI.
C	6963	NI	(1) 100W (MNCN) Ⓛ	9W x 7.5H	---	---	---	---	10.5	2.5	Ⓛ
D	2955	NI, OZ	(3) 100W (MNCN) Ⓛ	9W x 21.5H x 37L	60	45°	92	36	---	---	Additional stem 2997, 2999, 3036, 3048 NI, 2999 OZ.
E	2655	NI	(1) 100W (MNCN) Ⓛ	9W x 8.5H	47	45°	65	36	---	---	Additional stem 2997, 2999, 3036, 3048 NI.

Measurements shown in inches. U.S. & Canada Patent Pending.

Crosby

Finish: Brushed Nickel

Glass: Clear



Shown
with bulb
4071 CLR

B | 43996 NI
Mini Pendant



A | 43995 NI
Linear Chandelier
NOT TO SCALE



C | 43999 NI
Chandelier



Shown as
Mini Chandelier - 13.75" H.

Convertible

Create two distinct lighting
options with one fixture:
Mini Chandelier or Semi Flush.

E | 43997 NI



D | 43998 NI
Foyer Pendant



Shown as
Semi Flush - 14.5" H.

Coordinating



45497 NI

Crosby

	ITEM #	FINISH	LIGHT SOURCE	DIMENSIONS	OVRL H	STEM TILT	EXTRA WIRE	CHAIN/STEM	NOTES
A	43995	NI	(5) 60W (C)	10W x 13.75H x 41.25L	40	---	110	36	Additional chain 2996 NI, additional stem 2997, 2999, 3036, 3048 NI. Sloped ceiling kit included.
B	43996	NI	(1) 100W (M)	6W x 10.75H	49	90°	68	36	Additional stem 2997, 2999, 3036, 3048 NI.
C	43999	NI	(5) 60W (C)	26.25W x 22.25H	60	---	54	72	Additional chain 2997, 2999, 3036, 3048 NI.
D	43998	NI	(4) 60W (C)	16W x 31H	105	---	14	72	Additional chain 2996 NI.
E	43997	NI	(3) 60W (C)	18W x 13.75H	52	---	63	36	Additional chain 2996 NI, additional stem 2997, 2999, 3036, 3048 NI. Sloped ceiling kit included.

Measurements shown in inches. U.S. & Canada Patent Pending.

Crosby

Finish: Olde Bronze®

Glass: Clear



Shown
with bulb
4071 CLR

B | 43996 OZ
Mini Pendant



A | 43995 OZ
Linear Chandelier
NOT TO SCALE



“ This is such a beautiful and elegant chandelier! I love the look of the light bulbs in the glass cylinders. The chain was adjustable to the perfect length, and that made it look seamless in our dining room. ”

- pukanez | New Tripoli, PA | Crosby 43999 OZ

Coordinating



45497 OZ



C | 43999 OZ
Chandelier



Shown as
Mini Chandelier - 13.75" H.

Convertible

Create two distinct lighting
options with one fixture:
Mini Chandelier or Semi Flush.

E | 43997 OZ



D | 43998 OZ
Foyer Pendant



Shown as
Semi Flush - 14.5" H.

Crosby

	ITEM #	FINISH	LIGHT SOURCE	DIMENSIONS	OVRL. H	STEM TILT	EXTRA WIRE	CHAIN/STEM	NOTES
A	43995	OZ	(5) 60W (C)	10W x 13.75H x 41.25L	40	---	110	36	Additional chain 2996 OZ, additional stem 2999 OZ. Sloped ceiling kit included.
B	43996	OZ	(1) 100W (M)	6W x 10.75H	49	90°	68	36	Additional stem 2999 OZ.
C	43999	OZ	(5) 60W (C)	26.25W x 22.25H	60	---	54	72	Additional chain 2996 OZ.
D	43998	OZ	(4) 60W (C)	16W x 31H	105	---	14	72	Additional chain 2996 OZ.
E	43997	OZ	(3) 60W (C)	18W x 13.75H	52	---	63	36	Additional chain 2996 OZ, additional stem 2999 OZ. Sloped ceiling kit included.

Measurements shown in inches. U.S. & Canada Patent Pending.

Crosby

Finish: Chrome
Glass: Clear



Shown
with bulb
4071 CLR

B | 43996 CH
Mini Pendant



A | 43995 CH
Linear Chandelier
NOT TO SCALE



C | 43999 CH
Chandelier



Shown as
Mini Chandelier - 13.75" H.

Convertible

Create two distinct lighting
options with one fixture:
Mini Chandelier or Semi Flush.

E | 43997 CH



D | 43998 CH
Foyer Pendant



Shown as
Semi Flush - 14.5" H.

Coordinating



45497 CH

Crosby

	ITEM #	FINISH	LIGHT SOURCE	DIMENSIONS	OVRL H	STEM TILT	EXTRA WIRE	CHAIN/STEM	NOTES
A	43995	CH	(5) 60W (C)	10W x 13.75H x 41.25L	40	---	110	36	Additional chain 2996 CH, additional stem 2999 CH. Sloped ceiling kit included.
B	43996	CH	(1) 100W (M)	6W x 10.75H	49	90°	68	36	Additional stem 2999 CH.
C	43999	CH	(5) 60W (C)	26.25W x 22.25H	60	---	54	72	Additional chain 2996 CH.
D	43998	CH	(4) 60W (C)	16W x 31H	105	---	14	72	Additional chain 2996 CH.
E	43997	CH	(3) 60W (C)	18W x 13.75H	52	---	63	36	Additional chain 2996 CH, additional stem 2999 CH. Sloped ceiling kit included.

Measurements shown in inches. U.S. & Canada Patent Pending.

Eileen™

Finish: **Brushed Nickel or Olde Bronze®**

Glass: **Satin Etched Cased Opal**



A | **1894 NI, OZS**
1894 NIL16, OZSL16
Mini Chandelier



B | **1896 NI, OZS**
1896 NIL16, OZSL16
Chandelier



C | **1897 NI, OZS**
1897 NIL16, OZSL16
Chandelier



D | **3898 NI, OZS**
3898 NIL16, OZSL16
Linear Chandelier



Eileen™

ITEM #	FINISH	LIGHT SOURCE	LED BULB OUTPUT	DIMENSIONS	OVRL H	EXTRA WIRE	CHAIN/STEM	NOTES
A 1894	NI, OZS	(3) 100W (M)	---	18.5W x 13.75H	52	63	36	Add. chain 2996 NI, OZ. Add. stem 2997, 2999, 3036, 3048 NI, 2999 OZ. May be installed with glass up or down.
A 1894	NIL16, OZSL16	(3) 9W (M)  	3000K, 80 CRI, 800 Lumens, 89 LPW	18.5W x 13.75H	51.75	93	36	Dimmable. Add. chain 2996 NI, OZ. Add. stem 2997, 2999, 3036, 3048 NI, 2999 OZ. May be installed with glass up or down.
B 1896	NI, OZS	(5) 100W (M)	---	24W x 16.5H	55	61	36	Add. chain 2996 NI, OZ. Add. stem 2997, 2999, 3036, 3048 NI, 2999 OZ. May be installed with glass up or down.
B 1896	NIL16, OZSL16	(5) 9W (M)  	3000K, 80 CRI, 800 Lumens, 89 LPW	24W x 16.5H	54.5	55	36	Dimmable. Add. chain 2996 NI, OZ. Add. stem 2997, 2999, 3036, 3048 NI, 2999 OZ. May be installed with glass up or down.
C 1897	NI, OZS	(9) 100W (M)	---	30W x 28.25H	66	95	36	Add. chain 2996 NI, OZ. Add. stem 2997, 2999, 3036, 3048 NI, 2999 OZ.
C 1897	NIL16, OZSL16	(9) 9W (M)  	3000K, 80 CRI, 800 Lumens, 89 LPW	30W x 28.25H	66.25	89	72	Dimmable. Add. chain 2996 NI, OZ. Add. stem 2997, 2999, 3036, 3048 NI, 2999 OZ. May be installed with glass up or down.
D 3898	NI, OZS	(6) 100W (M)	---	16.25W x 18.5H x 30L	57	110	36	Add. chain 2996 NI, OZ. Add. stem 2997, 2999, 3036, 3048 NI, 2999 OZ. May be installed with glass up or down.
D 3898	NIL16, OZSL16	(6) 9W (M)  	3000K, 80 CRI, 800 Lumens, 89 LPW	16.25W x 18.5H x 30L	57	110	36	Dimmable. Add. chain 2996 NI, OZ. Add. stem 2997, 2999, 3036, 3048 NI, 2999 OZ.

Measurements shown in inches. U.S. & Canada Patent Pending.



E | 5096 NI, OZS
5096 NIL16, OZSL16
Wall Sconce



F | 8043 NI, OZS
8043 NIL16, OZSL16
Flush Mount



Shown as
Inverted Pendant - 14.5" H.

Convertible

Create two distinct lighting options with one fixture:
Inverted Pendant or Semi Flush.

J | 3797 NI, OZS
3797 NIL16, OZSL16



G | 3497 NI, OZS
3497 NIL16, OZSL16
Mini Pendant

Satin Etched
White Glass



H | 3299 NI, OZS
3299 NIL16, OZSL16
Inverted Pendant



Shown as
Semi Flush - 13.5" H.

Coordinating

Eileen™

ITEM #	FINISH	LIGHT SOURCE	LED BULB OUTPUT	DIMENSIONS	OVRLL. H	EXTRA WIRE	CHAIN/STEM	EXT.	HCWO	NOTES
E	5096 NI, OZS	(1) 100W (M)	---	4.5W x 10.75H	---	---	---	7	5.75	Ⓟ May be installed with glass up or down.
E	5096 NIL16, OZSL16	(1) 9W (M) Ⓢ Ⓡ	3000K, 80 CRI, 800 Lumens, 89 LPW	4.5W x 10.75H	---	---	---	7	5.75	Ⓟ Dimmable. May be installed with glass up or down.
F	8043 NI, OZS	(1) 100W (M) Ⓢ	---	5W x 6.25H	---	---	---	---	---	
F	8043 NIL16, OZSL16	(1) 9W (M) Ⓢ Ⓡ Ⓡ	3000K, 80 CRI, 800 Lumens, 89 LPW	5W x 6.25H	---	---	---	---	---	Dimmable.
G	3497 NI, OZS	(1) 100W (M)	---	4.5W x 8H	46	68	36	---	---	Add. chain 2996 NI, OZ. Add. stem 2997, 2999, 3036, 3048 NI, 2999 OZ. Sloped ceiling kit included.
G	3497 NIL16, OZSL16	(1) 9W (M) Ⓢ Ⓡ	3000K, 80 CRI, 800 Lumens, 89 LPW	4.5W x 8H	46	62	36	---	---	Dimmable. Add. chain 2996 NI, OZ. Add. stem 2997, 2999, 3036, 3048 NI, 2999 OZ.
H	3299 NI, OZS	(4) 150W (M)	---	25.75W x 26.25H	64	91	36	---	---	Add. chain 2996 NI, OZ. Add. stem 2997, 2999, 3036, 3048 NI, 2999 OZ. Sloped ceiling kit included.
H	3299 NIL16, OZSL16	(4) 9W (M) Ⓢ Ⓡ	3000K, 80 CRI, 800 Lumens, 89 LPW	25.75W x 26.25H	64	91	36	---	---	Dimmable. Add. chain 2996 NI, OZ. Add. stem 2997, 2999, 3036, 3048 NI, 2999 OZ.
J	3797 NI, OZS	(3) 100W (M)	---	17.25W x 14.5H	53	10	36	---	---	Add. chain 2996 NI, OZ.
J	3797 NIL16, OZSL16	(3) 9W (M) Ⓢ Ⓡ	3000K, 80 CRI, 800 Lumens, 89 LPW	17.25W x 14.5H	53	10	36	---	---	Ⓟ Dimmable. Add. chain 2996 NI, OZ.

Measurements shown in inches. U.S. & Canada Patent Pending.



Montavello™

Clear and beveled glass panels add instant elegance and glamour to this 6-light chandelier from the Montavello™ collection's transitional orb design in Olde Bronze®.



Montavello™

Finish: Olde Bronze®
Accents: Clear Beveled



A | 43096 OZ
Chandelier



B | 43097 OZ
Chandelier

Montavello™

Finish: Polished Nickel
Accents: Clear Beveled



A | 43096 PN
Chandelier



B | 43097 PN
Chandelier

Montavello™

	ITEM #	FINISH	LIGHT SOURCE	DIMENSIONS	OVRL. H	EXTRA WIRE	CHAIN/STEM	NOTES
A	43096	OZ, PN	(4) 60W (C)	18.75W x 19.5H	58	58	36	Additional chain 2996 OZ, PN. Additional stem 2999 OZ, PN.
B	43097	OZ, PN	(6) 60W (C)	26W x 26.75H	65	54	36	Additional chain 2996 OZ, PN. Additional stem 4935 OZ, PN.

Measurements shown in inches. U.S. & Canada Patent Pending.



Eloise

Pretty from any angle, Eloise offers a blending of heart-shapes that brings a unique look to a conventional chandelier. Organically shaped-cut polished crystals create the base for each candle, adding sparkle without overtaking the delicate arms.



Eloise

Finish: Polished Nickel with Optical Crystal Accents



A | 43721 PN
Chandelier



B | 43698 PN
Wall Sconce



C | 43720 PN
Chandelier

Eloise

	ITEM #	FINISH	LIGHT SOURCE	DIMENSIONS	OVRL. H	EXTRA WIRE	CHAIN/STEM	EXT.	HCWO	NOTES
A	43721	PN	(8) 60W (C)	30.25W x 27.25H	65	89	36	---	---	Additional chain 2996 PN, additional stem 4935 PN.
B	43698	PN	(1) 60W (C)	4.5W x 17.25H	---	---	---	6	6	D
C	43720	PN	(6) 60W (C)	24W x 21H	59	58	36	---	---	Additional chain 2996 PN, additional stem 2999 PN.

Measurements shown in inches. U.S. & Canada Patent Pending.



Karlee

Finish: Classic Pewter
Accents: Optical Crystal



A | 44150 CLP
Chandelier

Karlee

Finish: Classic Pewter

Accents: Optical Crystal



B | 44151 CLP
Chandelier



C | 44149 CLP
Chandelier



D | 44152 CLP
Chandelier

Karlee

	ITEM #	FINISH	LIGHT SOURCE	DIMENSIONS	OVRL. H	EXTRA WIRE	CHAIN/STEM	EXT.	HCWO	NOTES
A	44150	CLP	(3) 60W (C)	18W x 18.25H	56	75	36	---	---	Additional chain 2996 CLP, additional stem 2999 CLP. Sloped ceiling kit included.
B	44151	CLP	(5) 60W (C)	24W x 22.25H	60	75	36	---	---	Additional chain 2996 CLP, additional stem 2999 CLP. Sloped ceiling kit included.
C	44149	CLP	(2) 60W (C)	11W x 15H	---	---	---	7	7	D
D	44152	CLP	(9) 60W (C)	34W x 34.25H	73	110	36	---	---	Additional chain 2996 CLP, additional stem 4935 CLP.

Measurements shown in inches. U.S. & Canada Patent Pending.

Casilda™

Finish: Sterling Gold™ with Optical Crystal Accents
Glass: Satin Etched
Shades: Silver Beige Linen Fabric



A | 43569 SGD
Oval Chandelier



B | 43565 SGD
Chandelier



C | 43570 SGD
Wall Sconce



D | 43567 SGD
Semi Flush

Casilda™

Finish: Olde Bronze® with Optical Crystal Accents

Glass: Satin Etched

Shades: Silver Beige Linen Fabric



A | 43569 OZ
Oval Chandelier



B | 43565 OZ
Chandelier



C | 43570 OZ
Wall Sconce



D | 43567 OZ
Semi Flush

Casilda™

ITEM #	FINISH	LIGHT SOURCE	DIMENSIONS	OVRLL. H	EXTRA WIRE	CHAIN/STEM	EXT.	HCWO	NOTES	
A	43569	OZ, SDG	(6) 100W (M)	23W x 25.75H x 40L	64	97	36	---	---	Additional chain 2996 OZ, SGD. Additional stem 2999 OZ, SGD. Sloped ceiling kit included.
B	43565	OZ, SDG	(4) 100W (M)	29W x 25.5H	64	61	36	---	---	Additional chain 2996 OZ, SGD. Additional stem 2999 OZ, SGD. Sloped ceiling kit included.
C	43570	OZ, SDG	(1) 100W (M)	13.5W x 16H	---	---	---	8.25	7.5	
D	43567	OZ, SDG	(3) 100W (M)	16W x 12.5H	---	---	---	---	---	

Measurements shown in inches. U.S. & Canada Patent Pending.

Cayden

Finish: Natural Brass with
Optical Crystal Accents



A | 43920 NBR
Linear Chandelier



B | 43918 NBR
Foyer Pendant

Coordinating



43427 NBR

Cayden

	ITEM #	FINISH	LIGHT SOURCE	DIMENSIONS	OVRL. H	EXTRA WIRE	CHAIN/STEM	NOTES
A	43920	NBR	(6) 60W (C)	12W x 14.25H x 36L	53	86	36	Additional chain 2996 NBR, additional stem 2999 NBR. Sloped ceiling kit included.
B	43918	NBR	(4) 60W (C)	17W x 26H	64	61	36	Additional chain 2996 NBR, additional stem 2999 NBR.

Measurements shown in inches. U.S. & Canada Patent Pending.

Birkdale™

Finish: Sterling Gold with Wrapped Bead Accents
Accents: Optical Crystal



A | 43811 SGD
Chandelier
NOT TO SCALE



B | 43813 SGD
Semi Flush



C | 43812 SGD
Chandelier

Birkdale™

	ITEM #	FINISH	LIGHT SOURCE	DIMENSIONS	OVRL. H	EXTRA WIRE	CHAIN/STEM	NOTES
A	43811	SGD	(6) 60W (C)	24W x 37.75H	112	46	72	Additional chain 2996 SGD.
B	43813	SGD	(3) 60W (C)	16.25W x 16.5H	---	---	---	
C	43812	SGD	(8) 60W (C)	30.5W x 35.25H	110	71	72	Additional chain 2996 SGD.

Measurements shown in inches. U.S. & Canada Patent Pending.



Rosalie

The captivating Rosalie collection exudes style and class. The updated, traditional Williamsburg design makes it the perfect addition to your foyer. It features Antique Mercury Glass accents and comes in a hand-applied Sterling Gold finish, which is an impressive combination of both silver and gold tones.



Rosalie

Finish: Sterling Gold
Glass: Antique Mercury



B | 43476 SGD
Wall Sconce



A | 43804 SGD
Chandelier



C | 43805 SGD
Chandelier

Rosalie

	ITEM #	FINISH	LIGHT SOURCE	DIMENSIONS	OVRL. H	EXTRA WIRE	CHAIN/STEM	EXT.	HCWO	NOTES
A	43804	SGD	(5) 60W (C)	24.25W x 38H	112	12	72	---	---	Additional chain 2996 SGD.
B	43476	SGD	(1) 60W (C)	6.75W x 20.5H	---	---	---	5.25	10.25	D
C	43805	SGD	(8) 60W (C)	32W x 38.25H	112	48	72	---	---	Additional chain 2996 SGD.

Measurements shown in inches. U.S. & Canada Patent Pending.

Savanna

Finish: Sterling Gold
Glass: Antique Mercury



A | 43451 SGD
Pendant
NOT TO SCALE



B | 43452 SGD
Pendant

Savanna

	ITEM #	FINISH	LIGHT SOURCE	DIMENSIONS	OVRL. H	EXTRA WIRE	CHAIN/STEM	NOTES
A	43451	SGD	(4) 60W (C)	19W x 31.5H	106	29	72	Additional chain 2996 SGD.
B	43452	SGD	(1) 100W (M)	12W x 20.75H	95	24	72	Additional chain 2996 SGD.

Measurements shown in inches. U.S. & Canada Patent Pending.

Emory

Finish: **Classic Pewter or Olde Bronze®**

Shades: Off White Fabric



Off White
Fabric Shade

Shown as
Pendant - 10.25" H.

Convertible

Create two distinct lighting
options with one fixture:
Pendant or Semi Flush.

A | 43706 CLP, OZ



Shown as
Semi Flush - 11.25" H.



Shown as
Chandelier - 11.5" H.

Convertible

Create two distinct lighting
options with one fixture:
Chandelier or Semi Flush.

B | 43707 CLP, OZ

Satin Etched
Glass Diffuser



Shown as
Semi Flush - 12.25" H.

Finishes



Emory

	ITEM #	FINISH	LIGHT SOURCE	DIMENSIONS	OVRL. H	EXTRA WIRE	CHAIN/STEM	NOTES
A	43706	CLP, OZ	(3) 100W (M)	18W x 11.25H	49	67	36	Additional chain 2996 CLP, OZ. Additional stem 2999 CLP, OZ. Sloped ceiling kit included.
B	43707	CLP, OZ	(4) 100W (M)	24W x 11.5H	50	66	36	Additional chain 2996 CLP, OZ. Additional stem 2999 CLP, OZ. Sloped ceiling kit included.

Measurements shown in inches. U.S. & Canada Patent Pending.

Loula

Finish: Chrome
 Accents: Clear Acrylic Center Column and
 Clear Glass Arms



A | 43809 CH
Chandelier



B | 43808 CH
Chandelier



C | 43807 CH
Chandelier



D | 43810 CH
Wall Sconce

Loula

	ITEM #	FINISH	LIGHT SOURCE	DIMENSIONS	OVRLL. H	STEM TILT	EXTRA WIRE	CHAIN/STEM	EXT.	HCWO	NOTES
A	43809	CH	(8) 60W (C)	32W x 26.25H	64	90°	85	36	---	---	Additional stem 2999 CH.
B	43808	CH	(6) 60W (C)	27W x 26.25H	64	90°	49	36	---	---	Additional stem 2999 CH.
C	43807	CH	(5) 60W (C)	23.75W x 26.25H	64	90°	49	36	---	---	Additional stem 2999 CH.
D	43810	CH	(2) 60W (C)	7.75W x 18H	---	---	---	---	5	9	D

Measurements shown in inches. U.S. & Canada Patent Pending.

Signata™

Finish: Classic Pewter
Glass: Clear Curved Panels



Shown with
5971 CLR Bulb

A | **43704 CLP**
Chandelier
NOT TO SCALE

Vintage
Filament Bulb



5971 CLR



B | 43701 CLP
Chandelier



C | 43703 CLP
Linear Chandelier

Signata™

	ITEM #	FINISH	LIGHT SOURCE	DIMENSIONS	OVRL. H	EXTRA WIRE	CHAIN/STEM	NOTES
A	43704	CLP	(9) 60W (C)	32.75W x 25.5H	100	51	72	Additional chain 2996 CLP.
B	43701	CLP	(6) 60W (C)	26W x 21H	95	15	72	Additional chain 2996 CLP.
C	43703	CLP	(8) 60W (C)	18W x 22H x 38L	60	87	36	Additional chain 2996 CLP, additional stem 2999 CLP. Sloped ceiling kit included.

Measurements shown in inches. U.S. & Canada Patent Pending.

Emile

Finish: Olde Bronze® with Prismatic Optical Crystal Accents



A | 43745 OZ
Linear Chandelier



Shown as
Pendant - 20" H.

Convertible

Create two distinct lighting options with one fixture:
Pendant or Semi Flush.

B | 43748 OZ



Shown as
Semi Flush - 12" H.

Emile

	ITEM #	FINISH	LIGHT SOURCE	DIMENSIONS	OVRLL. H	EXTRA WIRE	CHAIN/STEM	NOTES
A	43745	OZ	(12) 60W (C)	13W x 29.5H x 37L	106	23	72	Additional chain 4901 OZ.
B	43748	OZ	(1) 100W (M)	12W x 20H	94	29	72	Additional chain 2996 OZ.

Measurements shown in inches. U.S. & Canada Patent Pending.

Dreyfus

Finish: **Olde Bronze®** or **Classic Pewter**

Glass: Etched White with Optical Crystal Accent



A | 43961 CLP, OZ
Pendant



Optical Crystal Accent

B | 43960 CLP, OZ
Semi Flush

Finishes



CLP
Classic Pewter



OZ
Olde Bronze®

Dreyfus

	ITEM #	FINISH	LIGHT SOURCE	DIMENSIONS	OVRLL. H	EXTRA WIRE	CHAIN/STEM	NOTES
A	43961	CLP, OZ	(4) 100W (M)	24.25W x 21H	95	24	72	Additional chain 2996 CLP, OZ.
B	43960	CLP, OZ	(3) 100W (M)	16.5W x 12.5H	---	---	---	

Measurements shown in inches. U.S. & Canada Patent Pending.



Piper

The Piper collection mixes modern with grace with its delicate glass bead accents. Making this a focal point in any room is the linear detail in the clear glass and metal rods finished in Espresso or Chrome.



Piper

Finish: Chrome
Accents: Alternating Clear Glass and Chrome
Metal Rods with Clear Glass Spheres



A | 43723 CH
Chandelier/Pendant



B | 43758 CH
Grand Chandelier



“ This Piper Chandelier is very elegant and classy! It really lights up the room and is the vocal point of the room now. The box is large and everything is package extremely well. Each piece of crystal was wrapped in tissue paper and bubble wrap individually and the silver was in bubble wrap. Unwrapping everything took the longest. I added the crystal balls to the silver pieces, their are two different sizes of silver so the shorter size got the smaller crystal balls. Once that was done I grabbed the larger ones and started installing them on every fourth hole on my already hung chandelier. It was easy just time consuming however the finished product is superb and well worth the time. I installed this myself and it took an hour. This does not come with lightbulbs so make sure you purchase those before you install. I highly recommend this product! ”

- Grobers | Corona, CA | Piper 43723 CH



C | 43727 CH
Wall Sconce



D | 43726 CH
Semi Flush



E | 43724 CH
Foyer Chandelier



F | 43725 CH
Oval Chandelier/Pendant

Piper

	ITEM #	FINISH	LIGHT SOURCE	DIMENSIONS	OVRL. H	EXTRA WIRE	CHAIN/STEM	EXT.	HCWO	NOTES
A	43723	CH	(6) 60W (C)	24W x 31.25H	106	45	72	---	---	Additional chain 4901 CH.
B	43758	CH	(18) 60W (C)	22W x 69.75H	144	22	72	---	---	① Additional chain 4909 CH.
C	43727	CH	(2) 60W (C)	8W x 12.25H	---	---	---	4	4.75	
D	43726	CH	(3) 60W (C)	15W x 14.75H	---	---	---	---	---	
E	43724	CH	(6) 60W (C)	16W x 33.25H	108	15	72	---	---	Additional chain 4901 CH.
F	43725	CH	(6) 60W (C)	13.5W x 12.25H x 36L	51	100	---	---	---	

Measurements shown in inches. U.S. & Canada Patent Pending.

Piper

Finish: Espresso
Accents: Alternating Clear Glass and Espresso Metal
Rods with Clear Glass Spheres



A | 43723 ESP
Chandelier/Pendant



B | 43758 ESP
Grand Chandelier



C | 43727 ESP
Wall Sconce



D | 43726 ESP
Semi Flush



E | 43724 ESP
Foyer Chandelier



F | 43725 ESP
Oval Chandelier/Pendant

Piper

	ITEM #	FINISH	LIGHT SOURCE	DIMENSIONS	OVRL. H	EXTRA WIRE	CHAIN/STEM	EXT.	HCWO	NOTES
A	43723	ESP	(6) 60W (C)	24W x 31.25H	106	45	72	---	---	Additional chain 4901 ESP.
B	43758	ESP	(18) 60W (C)	22W x 69.75H	144	22	72	---	---	① Additional chain 4909 ESP.
C	43727	ESP	(2) 60W (C)	8W x 12.25H	---	---	---	4	4.75	
D	43726	ESP	(3) 60W (C)	15W x 14.75H	---	---	---	---	---	
E	43724	ESP	(6) 60W (C)	16W x 33.25H	108	15	72	---	---	Additional chain 4901 ESP.
F	43725	ESP	(6) 60W (C)	13.5W x 12.25H x 36L	51	100	---	---	---	

Measurements shown in inches. U.S. & Canada Patent Pending.



Optic Ice™

Finish: Chrome with Optical Crystal Accents



A | 42894 CH
Chandelier

Optic Ice™

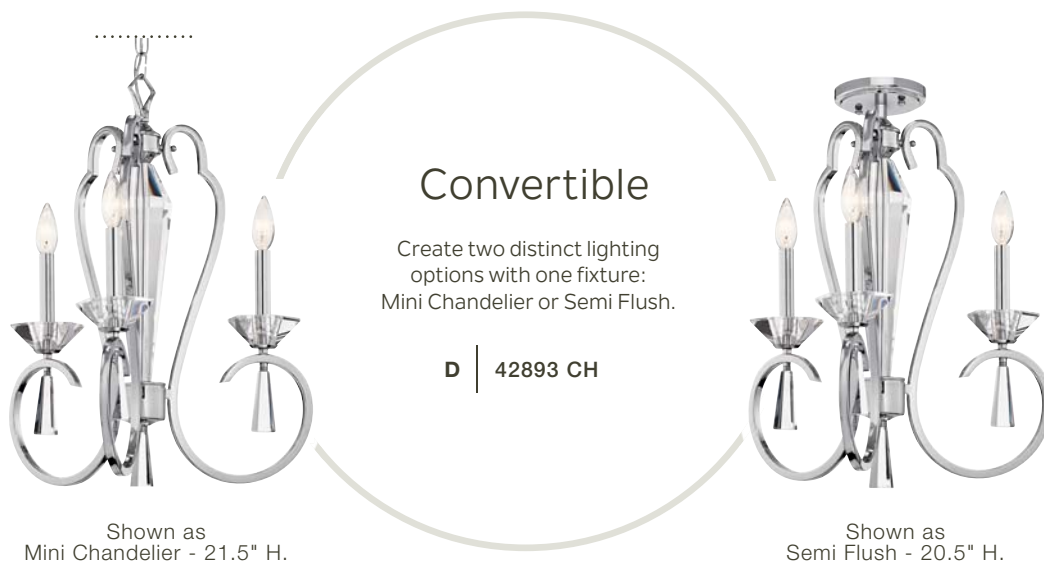
Finish: Chrome with Optical Crystal Accents



B | 42895 CH
Chandelier



C | 42896 CH
Wall Sconce



Optic Ice™

	ITEM #	FINISH	LIGHT SOURCE	DIMENSIONS	OVRL. H	EXTRA WIRE	CHAIN/STEM	EXT.	HCWO	NOTES
A	42894	CH	(6) 60W (C)	29W x 26.75H	101	56	72	---	---	Additional chain 2996 CH.
B	42895	CH	(9) 60W (C)	36W x 36.5H	111	54	72	---	---	Additional chain 4901 CH.
C	42896	CH	(1) 60W (C)	4.25W x 18H	---	---	---	8.75	13.75	D
D	42893	CH	(3) 60W (C)	18.5W x 21.5H	96	22	72	---	---	Additional chain 2996 CH.

Measurements shown in inches. U.S. & Canada Patent Pending.

Parker Point™

Finish: Chrome with Optical Crystal Accents

Shades: Organza Fabric



A | 42632 CH
Chandelier



B | 42633 CH
Chandelier



C | 42634 CH
Wall Sconce



Shown as
Mini Chandelier - 17.75" H.

Convertible

Create two distinct lighting
options with one fixture:
Mini Chandelier or Semi Flush.

E | 42630 CH



D | 42631 CH
Chandelier

Optical Crystal
Accents



Shown as
Semi Flush - 18" H.

Parker Point™

	ITEM #	FINISH	LIGHT SOURCE	DIMENSIONS	OVRL. H	EXTRA WIRE	CHAIN/STEM	EXT.	HCWO	NOTES
A	42632	CH	(8) 60W (C)	36W x 28H	66	95	36	---	---	Additional chain 4901 CH, additional stem 4935 CH.
B	42633	CH	(9) 60W (C)	36W x 33.5H	72	99	36	---	---	Additional chain 4901 CH, additional stem 4935 CH.
C	42634	CH	(1) 60W (C)	6.75W x 15.5H	---	---	---	8.5	10.25	D
D	42631	CH	(5) 60W (C)	26W x 24.5H	63	61	36	---	---	Additional chain 2996 CH, additional stem 2999 CH.
E	42630	CH	(3) 60W (C)	17W x 18H	56	13	36	---	---	Additional chain 2996 CH, additional stem 2999 CH.

Measurements shown in inches. U.S. & Canada Patent Pending.

Leanora™

Finish: Chrome
 Accents: Optical Crystal Center Column, Bobeches and Pendalouges



Crystal Pendalogue

A | 42544 CH
Chandelier/Dinette



Laser-Cut Flourishes

B | 42546 CH
Chandelier



C | 42545 CH
Chandelier

Leanora™

	ITEM #	FINISH	LIGHT SOURCE	DIMENSIONS	OVRL. H	EXTRA WIRE	CHAIN/STEM	NOTES
A	42544	CH	(3) 60W (C)	21W x 24H	98	60	72	Additional chain 2996 CH.
B	42546	CH	(9) 60W (C)	34W x 34.25H	109	50	72	Additional chain 4901 CH.
C	42545	CH	(6) 60W (C)	28W x 28.75H	103	55	72	Additional chain 4901 CH.

Measurements shown in inches. U.S. & Canada Patent Pending.

Jules™

Finish: Chrome
Accents: Optical Crystal



A | 43121 CH
Chandelier



B | 43124 CH
Chandelier

Jules™

	ITEM #	FINISH	LIGHT SOURCE	DIMENSIONS	OVRL. H	EXTRA WIRE	CHAIN/STEM	NOTES
A	43121	CH	(6) 60W (C)	25.25W x 23.25H	98	65	72	Additional chain 2996 CH.
B	43124	CH	(12) 60W (C)	44W x 46.5H	121	49	72	Additional chain 4901 CH.

Measurements shown in inches. U.S. & Canada Patent Pending.



Crystal Persuasion™

Finish: Chrome with Optical Crystal Accents
Glass: Satin Etched Diffusers
Shades: White Linen Fabric



A | 42031 CH
Chandelier

Crystal Persuasion™

Finish: Chrome with Optical Crystal Accents
 Glass: Satin Etched Diffusers
 Shades: White Linen Fabric



B | 42034 CH
Pendant



C | 42028 CH
Wall Sconce



D | 42035 CH
Semi Flush



E | 42029 CH
Mini Chandelier



F | 42030 CH
Chandelier

Crystal Persuasion™

	ITEM #	FINISH	LIGHT SOURCE	DIMENSIONS	OVRL. H	EXTRA WIRE	CHAIN/STEM	EXT.	HCWO	NOTES
A	42031	CH	(9) 60W (C)	37W x 31.5H	106	50	72	---	---	Additional chain 4901 CH.
B	42034	CH	(3) 100W (M)	24W x 21H	95	22	72	---	---	Additional chain 2996 CH.
C	42028	CH	(1) 60W (C)	8.5W x 9H	---	---	---	7.5	4.75	
D	42035	CH	(3) 100W (M)	15W x 11.5H	---	---	---	---	---	
E	42029	CH	(5) 60W (C) Ⓢ	17W x 13.75H	52	159	36	---	---	Additional chain 2996 CH.
F	42030	CH	(5) 60W (C)	30W x 21H	95	56	72	---	---	Additional chain 2996 CH.

Measurements shown in inches. U.S. & Canada Patent Pending.



Waverly

Finish: Classic Pewter
Glass: Clear Seeded



A | 43948 CLP
Chandelier

Waverly

Finish: Classic Pewter
Glass: Clear Seeded



B | 43949 CLP
Mini Pendant



C | 43945 CLP
Chandelier



D | 45745 CLP
Wall Sconce



E | 43946 CLP
Chandelier



F | 43947 CLP
Oval Chandelier



Coordinating



45422 CLP

Waverly

	ITEM #	FINISH	LIGHT SOURCE	DIMENSIONS	OVRLL. H	EXTRA WIRE	CHAIN/STEM	EXT.	HCWO	NOTES
A	43948	CLP	(9) 100W (M)	32W x 34.25H	108	44	72	---	---	Additional chain 2996 CLP.
B	43949	CLP	(1) 100W (M)	5W x 8.5H	47	68	36	---	---	Additional chain 2996 CLP, additional stem 2999 CLP. Sloped ceiling kit included.
C	43945	CLP	(3) 100W (M)	22W x 23.25H	97	21	72	---	---	Additional chain 2996 CLP.
D	45745	CLP	(1) 100W (M)	7W x 11.5H	---	---	---	9.25	7	Ⓧ May be installed with glass up or down.
E	43946	CLP	(5) 100W (M)	26W x 28H	102	16	72	---	---	Additional chain 2996 CLP.
F	43947	CLP	(6) 100W (M)	20W x 19H x 34L	93	60	72	---	---	Additional chain 2996 CLP.

Measurements shown in inches. U.S. & Canada Patent Pending.

Waverly

Finish: Natural Brass
Glass: Clear Seeded



A | 43948 NBR
Chandelier
NOT TO SCALE



B | 43949 NBR
Mini Pendant



C | 43945 NBR
Chandelier



D | 45745 NBR
Wall Sconce



E | 43946 NBR
Chandelier



F | 43947 NBR
Oval Chandelier



Coordinating



45422 NBR

Waverly

	ITEM #	FINISH	LIGHT SOURCE	DIMENSIONS	OVRL. H	EXTRA WIRE	CHAIN/STEM	EXT.	HCWO	NOTES
A	43948	NBR	(9) 100W (M)	32W x 34.25H	108	44	72	---	---	Additional chain 2996 NBR.
B	43949	NBR	(1) 100W (M)	5W x 8.5H	47	68	36	---	---	Additional chain 2996 NBR, additional stem 2999 NBR. Sloped ceiling kit included.
C	43945	NBR	(3) 100W (M)	22W x 23.25H	97	21	72	---	---	Additional chain 2996 NBR.
D	45745	NBR	(1) 100W (M)	7W x 11.5H	---	---	---	9.25	7	Ⓢ May be installed with glass up or down.
E	43946	NBR	(5) 100W (M)	26W x 28H	102	16	72	---	---	Additional chain 2996 NBR.
F	43947	NBR	(6) 100W (M)	20W x 19H x 34L	93	60	72	---	---	Additional chain 2996 NBR.

Measurements shown in inches. U.S. & Canada Patent Pending.

Lara™

Finish: **Classic Pewter**
Glass: Clear Cylinders and Mottled
White Drip Candles

Finish: **Shadow Bronze™**
Glass: Clear Cylinders and Beige Drip Candles



Optical Crystal Accent

A | 42863 CLP, SWZ
Chandelier
NOT TO SCALE

Finishes



CLP
Classic Pewter



SWZ
Shadow Bronze™



B | 45362 CLP, SWZ
Wall Sconce

Clear Outside Glass
with Etched Bottom
and Inner Beige
Fabric Shade



C | 42866 CLP, SWZ
Semi Flush



D | 42861 CLP, SWZ
Chandelier



E | 42864 CLP, SWZ
Chandelier/Pendant

Lara™

	ITEM #	FINISH	LIGHT SOURCE	DIMENSIONS	OVRL. H	EXTRA WIRE	CHAIN/STEM	EXT.	HCWO	NOTES
A	42863	CLP, SWZ	(9) 60W (C)	32W x 38.75H	113	64	72	---	---	Additional chain 4901 CLP, SWZ.
B	45362	CLP, SWZ	(1) 60W (C)	4.75W x 16.25H	---	---	---	6	9.25	D
C	42866	CLP, SWZ	(2) 100W (M)	21.25W x 18.75H	---	---	---	---	---	
D	42861	CLP, SWZ	(5) 60W (C)	26.75W x 32.5H	107	35	72	---	---	Additional chain 2996 CLP, SWZ.
E	42864	CLP, SWZ	(3) 100W (M)	25W x 34H	108	36	72	---	---	Additional chain 2996 CLP, SWZ.

Measurements shown in inches. U.S. & Canada Patent Pending.



Lacey™

Finish: Antique Pewter
Glass: Satin Etched Cased Opal Inner Diffusers
Shades: White Translucent Organza Outer



A | 42383 AP
Chandelier

Lacey™

Finish: Antique Pewter

Glass: Satin Etched Cased Opal Inner Diffusers

Shades: White Translucent Organza Outer



B | 42381 AP
Chandelier



C | 42382 AP
Chandelier



D | 42396 AP
Grand Chandelier

Lacey™

	ITEM #	FINISH	LIGHT SOURCE	DIMENSIONS	OVRLL. H	EXTRA WIRE	CHAIN/STEM	NOTES
A	42383	AP	(12) 60W (C)	42W x 32H	106	97	72	Additional chain 4901 AP.
B	42381	AP	(5) 60W (C)	25W x 26H	100	35	72	Additional chain 2996 AP.
C	42382	AP	(9) 60W (C)	34.25W x 29.5H	102	70	72	Additional chain 4901 AP.
D	42396	AP	(18) 60W (C)	62W x 53H	127	68	72	① Additional chain 4901 AP.

Measurements shown in inches. U.S. & Canada Patent Pending.

Lacey™

Finish: Antique Pewter
 Glass: Satin Etched Cased Opal Inner Diffusers
 Shades: White Translucent Organza Outer



A | 45281 AP
Wall Sconce



B | 42384 AP
Mini Pendant



C | 42386 AP
Semi Flush




D | 42399 AP
Semi Flush



E | 42387 AP
Semi Flush



F | 42385 AP
Pendant



Lacey™

ITEM #	FINISH	LIGHT SOURCE	DIMENSIONS	OVRL. H	STEM TILT	EXTRA WIRE	CHAIN/STEM	EXT.	HCWO	NOTES
A	45281	AP	(1) 60W (C)	5W x 10.75H	---	---	---	7	6.25	Ⓧ
B	42384	AP	(1) 60W (C) Ⓧ	6W x 10.25H	49	90°	64	---	---	Additional stem 2999 AP.
C	42386	AP	(3) 100W (M)	15W x 10.75H	---	---	---	---	---	
D	42399	AP	(5) 100W (M)	28W x 15.25H	---	---	---	---	---	
E	42387	AP	(4) 100W (M)	20W x 13H	---	---	---	---	---	
F	42385	AP	(4) 100W (M)	20W x 23.5H	98	---	35	72	---	Additional chain 2996 AP.

Measurements shown in inches. U.S. & Canada Patent Pending.

Lacey™

Finish: Mission Bronze™

Glass: Satin Etched Cased Opal Inner Diffusers

Shades: Light Umber Translucent Organza Outer



A | 42396 MIZ
Grand Chandelier

Lacey™

ITEM #	FINISH	LIGHT SOURCE	DIMENSIONS	OVRL. H	EXTRA WIRE	CHAIN/STEM	NOTES
A 42396	MIZ	(18) 60W (C)	62W x 53H	127	68	72	① Additional chain 4901 MIZ.

Measurements shown in inches. U.S. & Canada Patent Pending.

Lacey™

Finish: Mission Bronze™

Glass: Satin Etched Cased Opal Inner Diffusers

Shades: Light Umber Translucent Organza Outer



B | 42381 MIZ
Chandelier



A | 42383 MIZ
Chandelier
NOT TO SCALE



C | 42382 MIZ
Chandelier



D | 45281 MIZ
Wall Sconce



E | 42384 MIZ
Mini Pendant



Satin Etched
White Glass

F | 42386 MIZ
Semi Flush



G | 42399 MIZ
Semi Flush



H | 42387 MIZ
Semi Flush

Satin Etched
White Glass



J | 42385 MIZ
Pendant

Coordinating



45283 MIZ



300024 OZ

Lacey™

	ITEM #	FINISH	LIGHT SOURCE	DIMENSIONS	OVRL. H	STEM TILT	EXTRA WIRE	CHAIN/STEM	EXT.	HCWO	NOTES
A	42383	MIZ	(12) 60W (C)	42W x 32H	106	---	71	72	---	---	Additional chain 4901 MIZ.
B	42381	MIZ	(5) 60W (C)	25W x 26H	100	---	35	72	---	---	Additional chain 2996 MIZ.
C	42382	MIZ	(9) 60W (C)	34.25W x 29.5H	102	---	70	72	---	---	Additional chain 4901 MIZ.
D	45281	MIZ	(1) 60W (C)	5W x 10.75H	---	---	---	---	7	6.25	D
E	42384	MIZ	(1) 60W (C) D	6W x 10.25H	49	90°	64	---	---	---	Additional stem 2999 MIZ.
F	42386	MIZ	(3) 100W (M)	15W x 10.75H	---	---	---	---	---	---	
G	42399	MIZ	(5) 100W (M)	28W x 15.25H	---	---	---	---	---	---	
H	42387	MIZ	(4) 100W (M)	20W x 13H	---	---	---	---	---	---	
J	42385	MIZ	(4) 100W (M)	20W x 23.5H	98	---	35	72	---	---	Additional chain 2996 MIZ.

Measurements shown in inches. U.S. & Canada Patent Pending.

Versailles

Finish: **Antique Pewter or Olde Bronze®**
Shades: Fabric Shades or Satin Etched
Cased Opal Glass



A | 43393 AP, OZ
Chandelier
NOT TO SCALE

Coordinating



45597 AP, OZ

Finishes



AP
Antique Pewter

OZ
Olde Bronze®



B | 43392 AP, OZ
Chandelier



C | 45595 AP, OZ
Wall Sconce



D | 43391 AP, OZ
Chandelier



Satin Etched
Cased Opal Glass

E | 43394 AP, OZ
Mini Pendant

Versailles

	ITEM #	FINISH	LIGHT SOURCE	DIMENSIONS	OVRL. H	STEM TILT	EXTRA WIRE	CHAIN/STEM	EXT.	HCWO	NOTES
A	43393	AP, OZ	(9) 60W (C)	30W x 33H	107	---	27	72	---	---	Additional chain 2996 AP, OZ.
B	43392	AP, OZ	(5) 60W (C)	26.25W x 25H	99	---	15	72	---	---	Additional chain 2996 AP, OZ.
C	45595	AP, OZ	(1) 100W (M)	5W x 9.5H	---	---	---	---	7.75	6	Ⓚ May be installed with glass up or down.
D	43391	AP, OZ	(3) 60W (C)	23W x 23H	97	---	18	72	---	---	Additional chain 2996 AP, OZ.
E	43394	AP, OZ	(1) 100W (M)	8W x 15.5H	54	90°	62	36	---	---	Additional stem 2999 AP, OZ.

Measurements shown in inches. U.S. & Canada Patent Pending.

Olympia™

Finish: Antique Pewter
Glass: Satin Etched White



A | 3279 AP
Inverted Pendant

Satin Etched
Glass Diffuser



B | 3278 AP
Inverted Pendant



C | 3606 AP
Semi Flush

Coordinating



300011 AP

Olympia™

	ITEM #	FINISH	LIGHT SOURCE	DIMENSIONS	OVRL. H	STEM TILT	EXTRA WIRE	CHAIN/STEM	NOTES
A	3279	AP	(5) 150W (M)	36W x 31H	69	---	81	36	Additional chain 4901 AP, additional stem 2999 AP.
B	3278	AP	(3) 150W (M)	24W x 21H	59	45°	59	36	Additional stem 2999 AP.
C	3606	AP	(3) 100W (M)	24W x 11.25H	---	---	---	---	

Measurements shown in inches. U.S. & Canada Patent Pending.

Olympia™

Finish: Olde Bronze®
Glass: Sunset Marble



A | 3278 OZ
Inverted Pendant



B | 3606 OZ
Semi Flush



C | 3279 OZ
Inverted Pendant

Coordinating



300011 OZ

Olympia™

	ITEM #	FINISH	LIGHT SOURCE	DIMENSIONS	OVRL. H	STEM TILT	EXTRA WIRE	CHAIN/STEM	NOTES
A	3278	OZ	(3) 150W (M)	24W x 21H	59	45°	59	36	Additional stem 2999 OZ.
B	3606	OZ	(3) 100W (M)	24W x 11.25H	---	---	---	---	
C	3279	OZ	(5) 150W (M)	36W x 31H	69	---	81	36	Additional chain 4901 OZ, additional stem 2999 OZ.

Measurements shown in inches. U.S. & Canada Patent Pending.

Camerena™

Finish: **Brushed Nickel**

Glass: White Scavo

Finish: **Olde Bronze®**

Glass: White Scavo with Light Umber Inside Tint



B | 43224 NI, OZ
Chandelier



A | 43225 NI, OZ
Chandelier



C | 43226 NI, OZ
Chandelier



D | 43234 NI, OZ
Chandelier



E | 43232 NI, OZ
Semi Flush



F | 45421 NI, OZ
Wall Sconce



G | 43230 NI, OZ
Mini Pendant



H | 43227 NI, OZ
Inverted Pendant



J | 43223 NI, OZ
Chandelier

Coordinating



45422 NI, OZ

Finishes



NI
Brushed Nickel



OZ
Olde Bronze®

Camerena™

	ITEM #	FINISH	LIGHT SOURCE	DIMENSIONS	OVRL. H	STEM TILT	EXTRA WIRE	CHAIN/STEM	EXT.	HCWO	NOTES
A	43225	NI, OZ	(5) 100W (M)	27W x 29H	103	---	13	72	---	---	Additional chain 2996 NI, OZ.
B	43224	NI, OZ	(5) 100W (M)	27W x 31.25H	106	---	10	72	---	---	Additional chain 2996 NI, OZ.
C	43226	NI, OZ	(9) 100W (M)	30W x 34.5H	109	---	15	72	---	---	Additional chain 2996 NI, OZ.
D	43234	NI, OZ	(16) 75W (M)	45W x 48.25H	123	---	51	72	---	---	Additional chain 4901 NI, OZ.
E	43232	NI, OZ	(3) 100W (M)	18W x 14.5H	---	---	---	---	---	---	
F	45421	NI, OZ	(1) 100W (M)	6W x 12.5H	---	---	---	---	8.75	8.5	ⓓ May be installed with glass up or down.
G	43230	NI, OZ	(1) 100W (M)	7W x 16.5H	55	90°	52	36	---	---	Additional stem 2997, 2999, 3036, 3048 NI, OZ.
H	43227	NI, OZ	(3) 100W (M)	18W x 21.5H	96	---	24	72	---	---	Additional chain 2996 NI, OZ.
J	43223	NI, OZ	(3) 100W (M)	20W x 24.5H	99	---	17	72	---	---	Additional chain 2996 NI, OZ.

Measurements shown in inches. U.S. & Canada Patent Pending.

Tanglewood™

Finish: Brushed Nickel
Glass: Satin Etched



A | 42907 NI
42907 NIL16
Chandelier



B | 45901 NI
45901 NIL16
Wall Sconce



C | 42901 NI
42901 NIL16
Mini Pendant



D | 42905 NI
42905 NIL16
Chandelier



E | 42906 NI
42906 NIL16
Chandelier



F | 42900 NI
42900 NIL16
Semi Flush



G | 42902 NI
42902 NIL16
Pendant



H | 42903 NI
42903 NIL16
Pendant

Tanglewood™

	ITEM #	FINISH	LIGHT SOURCE	LED BULB OUTPUT	DIMENSIONS	OVRL. H	EXTRA WIRE	CHAIN/STEM	EXT.	HCWO	NOTES
A	42907	NI	(9) 100W (M)	---	32W x 29.75H	104	57	72	---	---	Additional chain 2996 NI.
A	42907	NIL16	(9) 9W (M)	3000K, 80 CRI, 800 Lumens, LPW	32W x 29.75H	104	57	72	---	---	Additional chain 2996 NI.
B	45901	NI	(1) 100W (M)	---	6W x 9.25H	---	---	---	8.5	5.25	May be installed with glass up or down.
B	45901	NIL16	(1) 9W (M)	3000K, 80 CRI, 800 Lumens, LPW	6W x 9.25H	---	---	---	8.5	5.25	May be installed with glass up or down.
C	42901	NI	(1) 100W (M)	---	6.25W x 15H	89	25	72	---	---	Additional chain 2996 NI.
C	42901	NIL16	(1) 9W (M)	3000K, 80 CRI, 800 Lumens, LPW	6.25W x 15H	89	25	72	---	---	Additional chain 2996 NI.
D	42905	NI	(3) 100W (M)	---	20W x 19.25H	94	28	72	---	---	Additional chain 2996 NI.
D	42905	NIL16	(3) 9W (M)	3000K, 80 CRI, 800 Lumens, LPW	20W x 19.25H	94	28	72	---	---	Additional chain 2996 NI.
E	42906	NI	(5) 100W (M)	---	24W x 19.5H	94	24	72	---	---	Additional chain 2996 NI.
E	42906	NIL16	(5) 9W (M)	3000K, 80 CRI, 800 Lumens, LPW	24W x 19.5H	94	24	72	---	---	Additional chain 2996 NI.
F	42900	NI	(2) 100W (M)	---	16W x 13H	---	---	---	---	---	
F	42900	NIL16	(2) 9W (M)	3000K, 80 CRI, 800 Lumens, LPW	16W x 13H	---	---	---	---	---	
G	42902	NI	(1) 150W (M)	---	14W x 10.5H	85	30	72	---	---	Additional chain 2996 NI.
G	42902	NIL16	(1) 9W (M)	3000K, 80 CRI, 800 Lumens, LPW	14W x 10.5H	85	30	72	---	---	Additional chain 2996 NI.
H	42903	NI	(3) 100W (M)	---	18W x 21.75H	96	23	72	---	---	Additional chain 2996 NI.
H	42903	NIL16	(3) 9W (M)	3000K, 80 CRI, 800 Lumens, LPW	18W x 21.75H	96	23	72	---	---	Additional chain 2996 NI.

Measurements shown in inches. U.S. & Canada Patent Pending.

Tanglewood™

Finish: Olde Bronze®
Glass: Satin Etched



A | 42901 OZ
42901 OZL16
Mini Pendant



B | 45901 OZ
45901 OZL16
Wall Sconce



C | 42906 OZ
42906 OZL16
Chandelier



D | 42905 OZ
42905 OZL16
Chandelier



E | 42907 OZ
42907 OZL16
Chandelier



F | 42903 OZ
42903 OZL16
Pendant



G | 42902 OZ
42902 OZL16
Pendant



H | 42900 OZ
42900 OZL16
Semi Flush

Coordinating



42903 OZ

Tanglewood™

	ITEM #	FINISH	LIGHT SOURCE	LED BULB OUTPUT	DIMENSIONS	OVRL. H	EXTRA WIRE	CHAIN/STEM	EXT.	HCWO	NOTES
A	42901	OZ	(1) 100W (M)	---	6.25W x 15H	89	25	72	---	---	Additional chain 2996 OZ.
A	42901	OZL16	(1) 9W (M)	3000K, 80 CRI, 800 Lumens, LPW	6.25W x 15H	89	25	72	---	---	Additional chain 2996 OZ.
B	45901	OZ	(1) 100W (M)	---	6W x 9.25H	---	---	---	8.5	5.25	May be installed with glass up or down.
B	45901	OZL16	(1) 9W (M)	3000K, 80 CRI, 800 Lumens, LPW	6W x 9.25H	---	---	---	8.5	5.25	May be installed with glass up or down.
C	42906	OZ	(5) 100W (M)	---	24W x 19.5H	94	24	72	---	---	Additional chain 2996 OZ.
C	42906	OZL16	(5) 9W (M)	3000K, 80 CRI, 800 Lumens, LPW	24W x 19.5H	94	24	72	---	---	Additional chain 2996 OZ.
D	42905	OZ	(3) 100W (M)	---	20W x 19.25H	94	28	72	---	---	Additional chain 2996 OZ.
D	42905	OZL16	(3) 9W (M)	3000K, 80 CRI, 800 Lumens, LPW	20W x 19.25H	94	28	72	---	---	Additional chain 2996 OZ.
E	42907	OZ	(9) 100W (M)	---	32W x 29.75H	104	57	72	---	---	Additional chain 2996 OZ.
E	42907	OZL16	(9) 9W (M)	3000K, 80 CRI, 800 Lumens, LPW	32W x 29.75H	104	57	72	---	---	Additional chain 2996 OZ.
F	42903	OZ	(3) 100W (M)	---	18W x 21.75H	96	23	72	---	---	Additional chain 2996 OZ.
F	42903	OZL16	(3) 9W (M)	3000K, 80 CRI, 800 Lumens, LPW	18W x 21.75H	96	23	72	---	---	Additional chain 2996 OZ.
G	42902	OZ	(1) 150W (M)	---	14W x 10.5H	85	30	72	---	---	Additional chain 2996 OZ.
G	42902	OZL16	(1) 9W (M)	3000K, 80 CRI, 800 Lumens, LPW	14W x 10.5H	85	30	72	---	---	Additional chain 2996 OZ.
H	42900	OZ	(2) 100W (M)	---	16W x 13H	---	---	---	---	---	
H	42900	OZL16	(2) 9W (M)	3000K, 80 CRI, 800 Lumens, LPW	16W x 13H	---	---	---	---	---	

Measurements shown in inches. U.S. & Canada Patent Pending.

Bixler™

Finish: Brushed Nickel
Glass: Satin Etched



A | 43939 NI
43939 NIL16
Chandelier



B | 43940 NI
Foyer Pendant



C | 43941 NI
43941 NIL16
Mini Pendant



D | 43937 NI
43937 NIL16
Chandelier



E | 43938 NI
43938 NIL16
Chandelier



45940 NI



F | 45938 NI
43938 NIL16
Wall Sconce

Bixler™

ITEM #	FINISH	LIGHT SOURCE	LED BULB OUTPUT	DIMENSIONS	OVRL. H	EXTRA WIRE	CHAIN/STEM	EXT.	HCWO	NOTES
A	43939 NI	(9) 100W (M)	---	35.25W x 33.5H	107	56	72	---	---	Add. chain 2996 NI.
A	43939 NIL16	(9) 9W (M)	3000K, 80 CRI, 800 Lumens, LPW	35.25W x 33.5H	107	56	72	---	---	Dimmable. Add. chain 2996 NI.
B	43940 NI	(4) 60W (C)	---	13.5W x 25H	99	56	72	---	---	Add. chain 2996 NI.
C	43941 NI	(1) 100W (M)	---	6.5W x 13.25H	53	67	36	---	---	Add. chain 2996 NI, add. stem 2997, 2999, 3036, 3048 NI.
C	43941 NIL16	(1) 9W (M)	3000K, 80 CRI, 800 Lumens, LPW	6.5W x 13.25H	53	67	36	---	---	Dimmable. Add. chain 2996 NI, add. stem 2997, 2999, 3036, 3048 NI.
D	43937 NI	(3) 100W (M)	---	21.5W x 19H	93	36	72	---	---	Add. chain 2996 NI.
D	43937 NIL16	(3) 9W (M)	3000K, 80 CRI, 800 Lumens, LPW	21.5W x 19H	93	36	72	---	---	Dimmable. Add. chain 2996 NI.
F	43938 NI	(5) 100W (M)	---	25.5W x 24H	98	36	72	---	---	Add. chain 2996 NI.
F	43938 NIL16	(5) 9W (M)	3000K, 80 CRI, 800 Lumens, LPW	25.5W x 24H	98	36	72	---	---	Dimmable. Add. chain 2996 NI.
E	45938 NI	(1) 100W (M)	---	6.5W x 10.75H	---	---	---	8.75	5	May be installed with glass up or down.
E	45938 NIL16	(1) 9W (M)	3000K, 80 CRI, 800 Lumens, LPW	6.5W x 10.75H	---	---	---	8.75	5	Dimmable. May be installed with glass up or down.

Measurements shown in inches. U.S. & Canada Patent Pending. © These devices comply with Title 47 of the FCC Regulations.



A | 43941 OZ
43941 OZL16
Mini Pendant



B | 43940 OZ
Foyer Pendant

Bixler™

Finish: Olde Bronze®
Glass: Satin Etched



C | 43938 OZ
43938 OZL16
Chandelier



D | 43937 OZ
43937 OZL16
Chandelier



E | 43939 OZ
43939 OZL16
Chandelier















F | 45938 OZ
45938 OZL16
Wall Sconce

Coordinating



45940 OZ

Bixler™

	ITEM #	FINISH	LIGHT SOURCE	LED BULB OUTPUT	DIMENSIONS	OVRL. H	EXTRA WIRE	CHAIN/STEM	EXT.	HCWO	NOTES
A	43941	OZ	(1) 100W (M)	---	6.5W x 13.25H	53	67	36	---	---	Add. chain 2996 OZ, add. stem 2999 OZ.
A	43941	OZL16	(1) 9W (M)  	3000K, 80 CRI, 800 Lumens, LPW	6.5W x 13.25H	53	67	36	---	---	Dimmable. Add. chain 2996 OZ, add. stem 2999 OZ.
B	43940	OZ	(4) 60W (C)	---	13.5W x 25H	99	56	72	---	---	Add. chain 2996 OZ.
C	43938	OZ	(5) 100W (M)	---	25.5W x 24H	98	36	72	---	---	Add. chain 2996 OZ.
C	43938	OZL16	(5) 9W (M)  	3000K, 80 CRI, 800 Lumens, LPW	25.5W x 24H	98	36	72	---	---	Dimmable. Add. chain 2996 OZ.
D	43937	OZ	(3) 100W (M)	---	21.5W x 19H	93	36	72	---	---	Add. chain 2996 OZ.
D	43937	OZL16	(3) 9W (M)  	3000K, 80 CRI, 800 Lumens, LPW	21.5W x 19H	93	36	72	---	---	Dimmable. Add. chain 2996 OZ.
E	43939	OZ	(9) 100W (M)	---	35.25W x 33.5H	107	56	72	---	---	Add. chain 2996 OZ.
E	43939	OZL16	(9) 9W (M)  	3000K, 80 CRI, 800 Lumens, LPW	35.25W x 33.5H	107	56	72	---	---	Dimmable. Add. chain 2996 OZ.
F	45938	OZ	(1) 100W (M)	---	6.5W x 10.75H	---	---	---	8.75	5	 May be installed with glass up or down.
F	45938	OZL16	(1) 9W (M)  	3000K, 80 CRI, 800 Lumens, LPW	6.5W x 10.75H	---	---	---	8.75	5	 Dimmable. May be installed with glass up or down.

© These devices comply with Title 47 of the FCC Regulations. Measurements shown in inches. U.S. & Canada Patent Pending.

Monroe™

Finish: **Olde Bronze®**
Glass: Light Umber Etched

Finish: **Brushed Nickel**
Glass: Satin Etched



B | 43159 NI, OZ
43159 NIL16, OZL16
Chandelier



A | 43192 NI, OZ
43192 NIL16, OZL16
Chandelier

Finishes





C | 43155 NI, OZ
43155 NIL16, OZL16
Chandelier



D | 43158 NI, OZ
43158 NIL16, OZL16
Chandelier













E | 43156 NI, OZ
43156 NIL16, OZL16
Chandelier



F | 43167 NI, OZ
Foyer Chandelier

Monroe™

	ITEM #	FINISH	LIGHT SOURCE	LED BULB OUTPUT	DIMENSIONS	OVRL. H	EXTRA WIRE	CHAIN/STEM	NOTES
A	43192	NI, OZ	(16) 75W (M)	---	45W x 48H	122	71	72	① Additional chain 4908 NI, OZ.
A	43192	NIL16, OZL16	(16) 9W (M)  	3000K, 80 CRI, 800 Lumens, LPW	45W x 48H	122	71	72	① Additional chain 4908 NI, OZ.
B	43159	NI, OZ	(9) 100W (M)	---	33.5W x 37.75H	112	34	72	Additional chain 4901 NI, OZ.
B	43159	NIL16, OZL16	(9) 9W (M)  	3000K, 80 CRI, 800 Lumens, LPW	33.5W x 37.75H	112	34	72	Additional chain 4901 NI, OZ.
C	43155	NI, OZ	(3) 100W (M)	---	23W x 29.5H	104	35	72	Additional chain 2996 NI, OZ.
C	43155	NIL16, OZL16	(3) 9W (M)  	3000K, 80 CRI, 800 Lumens, LPW	23W x 29.5H	104	35	72	Additional chain 2996 NI, OZ.
D	43158	NI, OZ	(5) 100W (M)	---	27W x 25H	99	20	72	Additional chain 2996 NI, OZ.
D	43158	NIL16, OZL16	(5) 9W (M)  	3000K, 80 CRI, 800 Lumens, LPW	27W x 25H	99	20	72	Additional chain 2996 NI, OZ.
E	43156	NI, OZ	(5) 100W (M)	---	27.5W x 29.5H	104	35	72	Additional chain 2996 NI, OZ.
E	43156	NIL16, OZL16	(5) 9W (M)  	3000K, 80 CRI, 800 Lumens, LPW	27.5W x 29.5H	104	35	72	Additional chain 2996 NI, OZ.
F	43167	NI, OZ	(8) 60W (C)	---	27W x 44.75H	119	34	72	Additional chain 2996 NI, OZ.

Measurements shown in inches. U.S. & Canada Patent Pending.

Monroe™

Finish: **Olde Bronze®**
Glass: Light Umber Etched

Finish: **Brushed Nickel**
Glass: Satin Etched



A | 43164 NI, OZ
43164 NIL16, OZL16
Inverted Pendant



B | 43165 NI, OZ
Foyer Pendant



C | 43166 NI, OZ
Foyer Chandelier

Coordinating



45054 OZ

Finishes





D | 43169 NI, OZ
43169 NIL16, OZL16
Semi Flush



E | 43170 NI, OZ
43170 NIL16, OZL16
Wall Sconce















F | 43163 NI, OZ
43163 NIL16, OZL16
Inverted Pendant



G | 43162 NI, OZ
43162 NIL16, OZL16
Mini Pendant

Monroe™

	ITEM #	FINISH	LIGHT SOURCE	LED BULB OUTPUT	DIMENSIONS	OVRL. H	STEM TILT	EXTRA WIRE	CHAIN/STEM	EXT.	HCWO	NOTES
A	43164	NI, OZ	(3) 100W (M)	---	26.75W x 32.75H	107	---	14	72	---	---	Additional chain 2996 NI, OZ.
A	43164	NIL16, OZL16	(3) 9W (M)  	3000K, 80 CRI, 800 Lumens, LPW	26.75W x 32.75H	107	---	14	72	---	---	Additional chain 2996 NI, OZ.
B	43165	NI, OZ	(4) 60W (C)	---	15W x 27H	101	---	34	72	---	---	Additional chain 2996 NI, OZ.
C	43166	NI, OZ	(8) 60W (C)	---	23W x 40.75H	115	---	34	72	---	---	Additional chain 2996 NI, OZ.
D	43169	NI, OZ	(2) 100W (M)	---	17.25W x 14.25H	---	---	---	---	---	---	
D	43169	NIL16, OZL16	(2) 9W (M)  	3000K, 80 CRI, 800 Lumens, LPW	17.25W x 14.25H	---	---	---	---	---	---	
E	43170	NI, OZ	(1) 100W (M)	---	6W x 14H	---	---	---	---	9.25	8	 May be installed with glass up or down.
E	43170	NIL16, OZL16	(1) 9W (M)  	3000K, 80 CRI, 800 Lumens, LPW	6W x 14H	---	---	---	---	9.25	8	 May be installed with glass up or down.
F	43163	NI, OZ	(2) 100W (M)	---	17.5W x 24.75H	99	---	20	72	---	---	Additional chain 2996 NI, OZ.
F	43163	NIL16, OZL16	(2) 9W (M)  	3000K, 80 CRI, 800 Lumens, LPW	17.5W x 24.75H	99	---	20	72	---	---	Additional chain 2996 NI, OZ.
G	43162	NI, OZ	(1) 100W (M)	---	7W x 16H	54	90°	60	36	---	---	Additional stem 2999 NI, OZ.
G	43162	NIL16, OZL16	(1) 9W (M)  	3000K, 80 CRI, 800 Lumens, LPW	7W x 16H	---	90°	60	36	---	---	Additional stem 2999 NI, OZ.

Measurements shown in inches. U.S. & Canada Patent Pending.

Tallie™

Finish: **Antique Pewter**
Glass: Satin Etched White Inner Diffusers
Shades: White Translucent Organza Outer

Finish: **Mission Bronze™**
Glass: Satin Etched White Inner Diffusers
Shades: Light Umber Translucent Organza Outer



B | 43149 AP, MIZ
Chandelier



A | 43151 AP, MIZ
Chandelier



C | 43150 AP, MIZ
Chandelier



“ These were very easier to install than we thought it would be though we had a few learning bumps along the way. Nothing we couldn't handle and it wound up being very much worth it. This fixture is wonderful. We were hoping for something that looked nice and would also go well with our eclectic furnishings. This fixture provides plenty of light without it being way too bright. ”

- JavaQu33n | Harrisonburg, VA | Tallie 43149 AP



D | 43152 AP, MIZ
Mini Pendant



E | 43153 AP, MIZ
Pendant



F | 43139 AP, MIZ
Foyer Pendant



G | 45449 AP, MIZ
Wall Sconce



H | 43194 AP, MIZ
Semi Flush




J | 43154 AP, MIZ
Semi Flush

Coordinating



45451 AP, MIZ

Finishes



Tallie™

	ITEM #	FINISH	LIGHT SOURCE	DIMENSIONS	OVRL. H	STEM TILT	EXTRA WIRE	CHAIN/STEM	EXT.	HCWO	NOTES
A	43151	AP, MIZ	(12) 60W (C)	42W x 34.5H	109	---	36	72	---	---	Additional chain 2996 AP, MIZ.
B	43149	AP, MIZ	(5) 60W (C)	24W x 20.5H	95	---	36	72	---	---	Additional chain 2996 AP, MIZ.
C	43150	AP, MIZ	(9) 60W (C)	32W x 28.5H	103	---	36	72	---	---	Additional chain 2996 AP, MIZ.
D	43152	AP, MIZ	(1) 50W (G9)	6W x 6.25H	44	90°	68	36	---	---	Additional stem 2999 AP, MIZ.
E	43153	AP, MIZ	(3) 100W (M)	18W x 21.75H	96	---	23	72	---	---	Additional chain 2996 AP, MIZ.
F	43139	AP, MIZ	(3) 60W (C)	20W x 31H	105	---	23	72	---	---	Additional chain 2996 AP, MIZ.
G	45449	AP, MIZ	(1) 60W (C)	5W x 7.5H	---	---	---	---	6.5	3.75	
H	43194	AP, MIZ	(3) 100W (M)	18W x 11.75H	---	---	---	---	---	---	
J	43154	AP, MIZ	(2) 100W (M)	13.5W x 11.5H	---	---	---	---	---	---	

Measurements shown in inches. U.S. & Canada Patent Pending.

Dover™

Finish: Brushed Nickel
Glass: Etched Seeded



A | 2523 NI Chandelier



B | 2019 NI Mini Chandelier



C | 2020 NI Chandelier



D | 6719 NI Wall Sconce



E | 2771 NI Mini Pendant



F | 8654 NI Flush Mount



G | 8064 NI Flush Mount



H | 8065 NI Flush Mount

Dover™

ITEM #	FINISH	LIGHT SOURCE	DIMENSIONS	OVRL. H	EXTRA WIRE	CHAIN/STEM	EXT.	HCWO	NOTES
A	NI	(15) 60W (C)	36.5W x 45.5H	119.5	100	72	---	---	Additional chain 2996 NI.
B	NI	(4) 60W (C)	18W x 16H	90	123	72	---	---	Additional chain 2996 NI.
C	NI	(5) 60W (C)	24W x 23H	97	20	72	---	---	Additional chain 2996 NI.
D	NI	(1) 100W (M)	6.25W x 6.5H	---	---	---	6.75	4.25	Ⓢ May be installed with glass up or down.
E	NI	(1) 100W (M)	6.5W x 5.5H	46	68	36	---	---	Additional chain 2996 NI, additional stem 2997, 2999, 3036, 3048 NI. Sloped ceiling kit included.
F	NI	(2) 60W (M) ❖	13.25W x 5.5H	---	---	---	---	---	
G	NI	(2) 60W (M) ❖	13.25W x 6.25H	---	---	---	---	---	
H	NI, TZ	(3) 60W (M) ❖	15.25W x 7.75H	---	---	---	---	---	

Measurements shown in inches. U.S. & Canada Patent Pending.



J | 2520 NI
Chandelier



K | 2021 NI
Chandelier



N | 2031 NI
Chandelier



L | 2702 NI
Pendant



M | 3623 NI
Semi Flush



O | 8653 NI
Flush Mount



P | 8655 NI
Flush Mount

Convertible

Create two distinct lighting options with one fixture:
Inverted Pendant or Semi Flush.



Q | 3502 NI

Shown as
Inverted Pendant - 19" H.

Dover™

	ITEM #	FINISH	LIGHT SOURCE	DIMENSIONS	OVRL. H	EXTRA WIRE	CHAIN/STEM	NOTES
J	2520	NI	(9) 60W (C)	27.75W x 37H	111	95	72	Additional chain 2996 NI.
K	2021	NI	(5) 60W (C)	25.5W x 24.5H	63	58	36	Additional chain 2996 NI.
L	2702	NI	(1) 150W (M)	17.5W x 8.5H	83	36	72	Additional chain 2996 NI.
M	3623	NI	(3) 60W (M)	15.25W x 14H	---	---	---	
N	2031	NI	(9) 60W (C)	32.5W x 29H	103	99	72	Additional chain 2996 NI.
O	8653	NI	(2) 60W (M) ❖	11.5W x 6H	---	---	---	
P	8655	NI	(3) 60W (M) ❖	15.25W x 6.25H	---	---	---	
Q	3502	NI	(3) 100W (M)	17.75W x 19H	93	21	72	Additional chain 2996 NI.

Measurements shown in inches. U.S. & Canada Patent Pending.

Dover™

Finish: Tannery Bronze™ and Antique Brass

Glass: Alabaster Swirl



A | 2523 TZ
Chandelier



B | 2019 TZ
Mini Chandelier



C | 2020 TZ
Chandelier



C | 2020 AB
Chandelier



D | 2771 TZ
Mini Pendant



E | 6719 TZ
Wall Sconce



F | 8654 TZ
Flush Mount



G | 8064 TZ
Flush Mount

Dover™

ITEM #	FINISH	LIGHT SOURCE	DIMENSIONS	OVRL. H	EXTRA WIRE	CHAIN/STEM	EXT.	HCWO	NOTES	
A	2523	TZ	(15) 60W (C)	36.5W x 45.5H	119.5	100	72	---	Additional chain 2996 TZ.	
B	2019	TZ	(4) 60W (C)	18W x 16H	90	123	72	---	Additional chain 2996 TZ.	
C	2020	AB, TZ	(5) 60W (C)	24W x 23H	97	20	72	---	Additional chain 2996 AB, TZ.	
D	2771	TZ	(1) 100W (M)	6.5W x 5.5H	46	68	36	---	Additional chain 2996 TZ, additional stem 2999 TZ. Sloped ceiling kit included.	
E	6719	TZ	(1) 100W (M)	6.25W x 6.5H	---	---	---	6.75	4.25	ⓓ May be installed with glass up or down.
F	8654	TZ	(2) 60W (M) ❖	13.25W x 5.5H	---	---	---	---	---	
G	8064	TZ	(2) 60W (M) ❖	13.25W x 6.25H	---	---	---	---	---	

Measurements shown in inches. U.S. & Canada Patent Pending.



J | 2520 TZ
Chandelier



K | 2021 TZ
Chandelier



N | 2031 TZ
Chandelier



L | 2702 TZ
Pendant



M | 3623 TZ
Semi Flush



O | 8653 TZ
Flush Mount



P | 8655 TZ
Flush Mount

Convertible

Create two distinct lighting options with one fixture:
Inverted Pendant or Semi Flush.



Q | 3502 TZ
Shown as
Inverted Pendant - 19" H.

Dover™

	ITEM #	FINISH	LIGHT SOURCE	DIMENSIONS	OVRL. H	EXTRA WIRE	CHAIN/STEM	NOTES
J	2520	TZ	(9) 60W (C)	27.75W x 37H	111	95	72	Additional chain 2996 TZ.
K	2021	TZ	(5) 60W (C)	25.5W x 24.5H	63	58	36	Additional chain 2996 TZ.
L	2702	TZ	(1) 150W (M)	17.5W x 8.5H	83	36	72	Additional chain 2996 TZ.
M	3623	TZ	(3) 60W (M)	15.25W x 14H	---	---	---	
N	2031	TZ	(9) 60W (C)	32.5W x 29H	103	99	72	Additional chain 2996 TZ.
O	8653	TZ	(2) 60W (M) ❖	11.5W x 6H	---	---	---	
P	8655	TZ	(3) 60W (M) ❖	15.25W x 6.25H	---	---	---	
Q	3502	TZ	(3) 100W (M)	17.75W x 19H	93	21	72	Additional chain 2996 TZ.

Measurements shown in inches. U.S. & Canada Patent Pending.



Pendants

Creative and Versatile

When it comes to pendants, let your imagination - and your creativity - guide you. These great anything goes lights are designed for versatility and ingenuity. Cluster them above and around kitchen islands. Bring extra task lighting to a bathroom vanity or home office. Vary the height for visual interest or leave them level for a linear effect. Go eclectic and choose from multiple collections. Or place one alone above a seating area, nightstand or reading nook. So many possibilities!



Aster Pendants

Finish: Natural Brass or Polished Nickel

Glass: Clear Ribbed



A | 43968 NBR



A | 43968 PN

Aster Pendants

	ITEM #	FINISH	LIGHT SOURCE	DIMENSIONS	OVRL. H	EXTRA WIRE	CHAIN/STEM	NOTES
A	43968	NBR, PN	(3) 60W (C)	15.25W x 26.5H	65	53	36	Additional chain 2996 NBR, PN. Additional stem 2999 NBR, PN. Sloped ceiling kit included.

Measurements shown in inches. U.S. & Canada Patent Pending.



Riviera™ Pendants

Finish: Brushed Nickel

Glass: Clear Ribbed



A | 43952 NI



B | 43950 NI



Riviera™ Pendants

	ITEM #	FINISH	LIGHT SOURCE	DIMENSIONS	OVRL H	NOTES
A	43952	NI	(3) 75W (M)	18W x 10.25H	109	
B	43950	NI	(6) 75W (M)	12.25W x 10.25H x 35.5L	98	

Measurements shown in inches. U.S. & Canada Patent Pending.



C | 43956 NI



E | 43957 NI



G | 43959 NI



D | 43955 NI



F | 43954 NI



H | 43953 NI

Riviera™ Pendants

	ITEM #	FINISH	LIGHT SOURCE	DIMENSIONS	OVRL. H	EXTRA WIRE	CHAIN/STEM	NOTES
C	43956	NI	(1) 75W (M)	8.75W x 10.25H	113	---	---	
D	43955	NI	(1) 100W (M)	11.5W x 13H	51	66	36	Additional chain 2996 NI, additional stem 2997, 2999, 3036, 3048 NI. Sloped ceiling kit included.
E	43957	NI	(1) 75W (M)	5.75W x 10.75H	114	---	---	
F	43954	NI	(1) 100W (M)	7.75W x 13.75H	52	66	36	Additional chain 2996 NI, additional stem 2997, 2999, 3036, 3048 NI. Sloped ceiling kit included.
G	43959	NI	(1) 75W (M)	6W x 11.25H	114	---	---	
H	43953	NI	(1) 100W (M)	9W x 16H	46	62	36	Additional chain 2996 NI, additional stem 2997, 2999, 3036, 3048 NI. Sloped ceiling kit included.

Measurements shown in inches. U.S. & Canada Patent Pending.

Riviera™ Pendants

Finish: Olde Bronze®

Glass: Clear Ribbed



A | 43952 OZ



B | 43950 OZ

Vintage
Filament Bulb



4071 CLR

Riviera™ Pendants

	ITEM #	FINISH	LIGHT SOURCE	DIMENSIONS	OVRL H	NOTES
A	43952	OZ	(3) 75W (M)	18W x 10.25H	109	
B	43950	OZ	(6) 75W (M)	12.25W x 10.25H x 35.5L	98	

Measurements shown in inches. U.S. & Canada Patent Pending.



C | 43956 OZ



E | 43957 OZ



G | 43959 OZ



D | 43955 OZ



F | 43954 OZ



H | 43953 OZ

Riviera™ Pendants

	ITEM #	FINISH	LIGHT SOURCE	DIMENSIONS	OVRL. H	EXTRA WIRE	CHAIN/STEM	NOTES
C	43956	OZ	(1) 75W (M)	8.75W x 10.25H	113	---	---	
D	43955	OZ	(1) 100W (M)	11.5W x 13H	51	66	36	Additional chain 2996 OZ, additional stem 2997, 2999, 3036, 3048 OZ. Sloped ceiling kit included.
E	43957	OZ	(1) 75W (M)	5.75W x 10.75H	114	---	---	
F	43954	OZ	(1) 100W (M)	7.75W x 13.75H	52	66	36	Additional chain 2996 OZ, additional stem 2997, 2999, 3036, 3048 OZ. Sloped ceiling kit included.
G	43959	OZ	(1) 75W (M)	6W x 11.25H	114	---	---	
H	43953	OZ	(1) 100W (M)	9W x 16H	46	62	36	Additional chain 2996 OZ, additional stem 2997, 2999, 3036, 3048 OZ. Sloped ceiling kit included.

Measurements shown in inches. U.S. & Canada Patent Pending.

Everly™ Pendants

Finish: Olde Bronze®

Glass: Clear



A | 42456 OZCLR



B | 42047 OZ



C | 42044 OZ



D | 42141 OZCLR



E | 42046 OZ

Pendants

	ITEM #	FINISH	LIGHT SOURCE	DIMENSIONS	OVRL. H	STEM TILT	EXTRA WIRE	CHAIN/STEM	NOTES
A	42456	OZCLR	(1) 100W (M)	7W x 13.75H	52	90°	64	36	Additional stem 2999 OZ.
B	42047	OZ	(1) 100W (M)	8.75W x 18.25H	56	90°	62	36	Additional stem 2999 OZ.
C	42044	OZ	(1) 100W (M)	12W x 10.5H	49	90°	73	36	Additional stem 2999 OZ.
D	42141	OZCLR	(1) 100W (M)	10.5W x 15.25H	54	90°	63	36	Additional stem 2999 OZ.
E	42046	OZ	(1) 100W (M)	13.75W x 20H	59	90°	61	36	Additional stem 2999 OZ.

Measurements shown in inches. U.S. & Canada Patent Pending.



Everly™ Pendants

Finish: Olde Bronze®

Glass: Clear Seeded, Mercury or Champagne



A | 42328 OZCS
Clear Seeded Glass



B | 42329 OZCS
Clear Seeded Glass



C | 42141 OZCS
Clear Seeded Glass



E | 42190 OZ
Clear Seeded Glass



D | 42046 OZCS
Clear Seeded Glass



F | 42198 OZ
Clear Seeded Glass



“ Love these pendant lights. I saw something very similar at a restaurant and thought they would look great in the kitchen. Works great with vintage style bulbs for a soft glow. I was nervous the glass might be cracked during shipping but arrived unscathed. ”

- Wilburt86 | Cleveland, OH | Everly 42046 OZCS

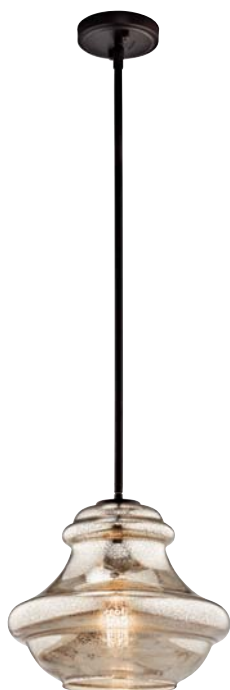
Everly™ Pendants

ITEM #	FINISH	LIGHT SOURCE	DIMENSIONS	OVRL. H	STEM TILT	EXTRA WIRE	CHAIN/STEM	NOTES	
A	42328	OZCS	(1) 100W (M)	12.5W x 11.25H	50	90°	66	36	Additional stem 2999 OZ.
B	42329	OZCS	(1) 100W (M)	19W x 15.5H	54	90°	63	36	Additional stem 2999 OZ.
C	42141	OZCS	(1) 100W (M)	10.5W x 15.25H	54	90°	63	36	Additional stem 2999 OZ.
D	42046	OZCS	(1) 100W (M)	13.75W x 20H	59	90°	61	36	Additional stem 2999 OZ.
E	42190	OZ	(3) 100W (M)	16W x 22.75H	61	90°	62	36	Additional stem 2999 OZ.
F	42198	OZ	(3) 100W (M)	20W x 27.5H	66	90°	60	36	Additional stem 2999 OZ.

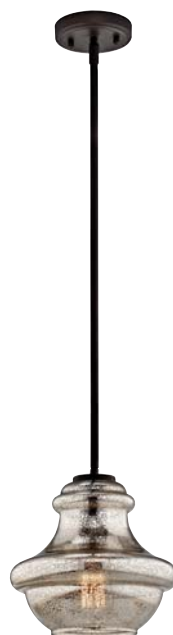
Measurements shown in inches. U.S. & Canada Patent Pending.



G | 42475 OZMER
Mercury Glass



H | 42044 OZMER
Mercury Glass



J | 42167 OZMER
Mercury Glass



K | 42456 OZCP
Champagne Glass



Everly™ Pendants

	ITEM #	FINISH	LIGHT SOURCE	DIMENSIONS	OVRL. H	STEM TILT	EXTRA WIRE	CHAIN/STEM	NOTES
G	42475	OZMER	(1) 100W (M)	11W x 29.5H	68	90°	54	36	Additional stem 2999 OZ.
H	42044	OZMER	(1) 100W (M)	12W x 10.5H	49	90°	73	36	Additional stem 2999 OZ.
J	42167	OZMER	(1) 100W (M)	9.5W x 9.25H	48	90°	66	36	Additional stem 2999 OZ.
K	42456	OZCP	(1) 100W (M)	7W x 13.75H	52	90°	64	36	Additional stem 2999 OZ.

Measurements shown in inches. U.S. & Canada Patent Pending.

Everly™ Pendants

Finish: Chrome

Glass: Clear or Clear Seeded Glass



A | 42141 CHCLR



B | 42046 CH



C | 42198 CH
Clear Seeded Glass

Everly™ Pendants

	ITEM #	FINISH	LIGHT SOURCE	DIMENSIONS	OVRL. H	STEM TILT	EXTRA WIRE	CHAIN/STEM	NOTES
A	42141	CHCLR	(1) 100W (M)	10.5W x 15.25H	54	90°	63	36	Additional stem 2999 CH.
B	42046	CH	(1) 100W (M)	13.75W x 20H	59	90°	61	36	Additional stem 2999 CH.
C	42198	CH	(3) 100W (M)	20W x 27.5H	66	90°	60	36	Additional stem 2999 CH.

Measurements shown in inches. U.S. & Canada Patent Pending.



D | 42475 CHCLR



E | 42456 CHCLR



F | 42047 CH



G | 42044 CH



Everly™ Pendants

	ITEM #	FINISH	LIGHT SOURCE	DIMENSIONS	OVRL. H	STEM TILT	EXTRA WIRE	CHAIN/STEM	NOTES
D	42475	CHCLR	(1) 100W (M)	11W x 29.5H	68	90°	54	36	Additional stem 2999 CH.
E	42456	CHCLR	(1) 100W (M)	7W x 13.75H	52	90°	64	36	Additional stem 2999 CH.
F	42047	CH	(1) 100W (M)	8.75W x 18.25H	56	90°	62	36	Additional stem 2999 CH.
G	42044	CH	(1) 100W (M)	12W x 10.5H	49	90°	73	36	Additional stem 2999 CH.

Measurements shown in inches. U.S. & Canada Patent Pending.

Everly™ Pendants

Finish: Brushed Nickel
Glass: Clear Seeded or Mercury



A | 42141 NICS
Clear Seeded Glass



B | 42046 NICS
Clear Seeded Glass



C | 42190 NI
Clear Seeded Glass



D | 42475 NIMER
Mercury Glass

Everly™ Pendants

	ITEM #	FINISH	LIGHT SOURCE	DIMENSIONS	OVRL. H	STEM TILT	EXTRA WIRE	CHAIN/STEM	NOTES
A	42141	NICS	(1) 100W (M)	10.5W x 15.25H	54	90°	63	36	Additional stem 2997, 2999, 3036, 3048 NI.
B	42046	NICS	(1) 100W (M)	13.75W x 20H	59	90°	61	36	Additional stem 2997, 2999, 3036, 3048 NI.
C	42190	NI	(3) 100W (M)	16W x 22.75H	61	90°	62	36	Additional stem 2997, 2999, 3036, 3048 NI.
D	42475	NIMER	(1) 100W (M)	11W x 29.5H	68	90°	54	36	Additional stem 2997, 2999, 3036, 3048 NI.

Measurements shown in inches. U.S. & Canada Patent Pending.



E | 42167 NIMER
Mercury Glass



F | 42044 NIMER
Mercury Glass



G | 42328 NICS
Clear Seeded Glass



H | 42329 NICS
Clear Seeded Glass



Everly™ Pendants


	ITEM #	FINISH	LIGHT SOURCE	DIMENSIONS	OVRL. H	STEM TILT	EXTRA WIRE	CHAIN/STEM	NOTES
E	42167	NIMER	(1) 100W (M)	9.5W x 9.25H	48	90°	66	36	Additional stem 2997, 2999, 3036, 3048 NI.
F	42044	NIMER	(1) 100W (M)	12W x 10.5H	49	90°	73	36	Additional stem 2997, 2999, 3036, 3048 NI.
G	42328	NICS	(1) 100W (M)	12.5W x 11.25H	50	90°	66	36	Additional stem 2997, 2999, 3036, 3048 NI.
H	42329	NICS	(1) 100W (M)	19W x 15.5H	54	90°	63	36	Additional stem 2997, 2999, 3036, 3048 NI.

Measurements shown in inches. U.S. & Canada Patent Pending.

Pendants



A | 42798 NI



A | 42798 OZ




Pendants

ITEM #	FINISH	LIGHT SOURCE	DIMENSIONS	OVRL. H	STEM TILT	EXTRA WIRE	CHAIN/STEM	NOTES
A 42798	NI, OZ	(1) 75W (M)	9.5W x 10.75H	49	90°	68	36	Additional stem 2997, 2999, 3036, 3048 NI, 2999 OZ.

Measurements shown in inches. U.S. & Canada Patent Pending.

Asher™ Pendants

Finish: Antique Pewter with Natural Brass Accents



B | 44102 AP
Asher™



C | 44103 AP
Asher™



D | 44104 AP
Asher™

Asher™ Pendants

	ITEM #	FINISH	LIGHT SOURCE	DIMENSIONS	OVRL H	NOTES
B	44102	AP	(1) 75W (M)	8.5W x 11.75H	118	
C	44103	AP	(3) 75W (M)	17.25W x 11.75H	---	
D	44104	AP	(3) 75W (M)	8.5W x 11.75H x 28.5L	118	

Measurements shown in inches. U.S. & Canada Patent Pending.

Pendants



A | **43090 CLP**
Lakum™
Clear Seeded Glass



A | **43090 NBR**
Lakum™
Clear Seeded Glass



Shown as
Pendant - 10.5" H.

Convertible

Create two distinct lighting options with one fixture:
Pendant or Semi Flush.

B | **43903 AP**
Davenport™



Shown as
Semi Flush - 11.25" H.



Shown as
Pendant - 10.5" H.

Convertible

Create two distinct lighting options with one fixture:
Pendant or Semi Flush.

B | **43903 OZ**
Davenport™



Shown as
Semi Flush - 11.25" H.

Pendants

	ITEM #	FINISH	LIGHT SOURCE	DIMENSIONS	OVRL. H	STEM TILT	EXTRA WIRE	CHAIN/STEM	NOTES
A	43090	CLP, NBR	(1) 75W (M)	10W x 20H	58	90°	62	36	Additional stem 2999 CLP, NBR.

Measurements shown in inches. U.S. & Canada Patent Pending.



Shown as
Pendant - 12.75" H.

Convertible

Create two distinct lighting options with one fixture:
Pendant or Semi Flush.

C | 43904 AP
Davenport™



Shown as
Semi Flush - 13.5" H.



Shown as
Pendant - 12.75" H.

Convertible

Create two distinct lighting options with one fixture:
Pendant or Semi Flush.

C | 43904 OZ
Davenport™



Shown as
Semi Flush - 13.5" H.




Pendants

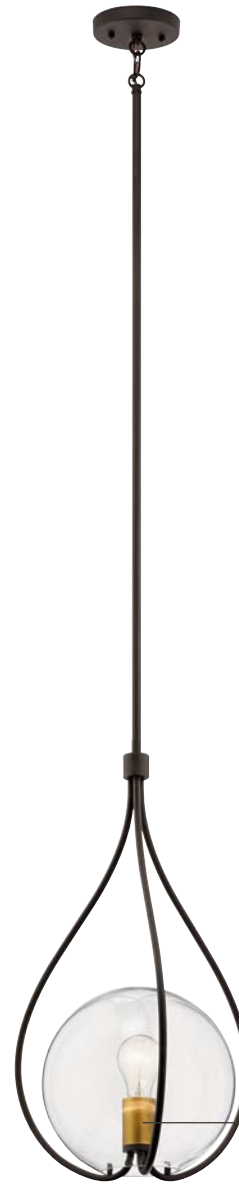
	ITEM #	FINISH	LIGHT SOURCE	DIMENSIONS	OVRL. H	STEM TILT	EXTRA WIRE	CHAIN/STEM	NOTES
B	43903	AP, OZ	(1) 75W (M)	12W x 10.5H	49	90°	65	36	Additional stem 2999 AP, OZ.
C	43904	AP, OZ	(3) 75W (M)	17.75W x 12.75H	51	90°	64	36	Additional stem 2999 AP, OZ.

Measurements shown in inches. U.S. & Canada Patent Pending.

Pendants



A | 42494 CH
Lynne



A | 42494 OZ
Lynne

Natural Brass Accents

Pendants

	ITEM #	FINISH	LIGHT SOURCE	DIMENSIONS	OVRL. H	EXTRA WIRE	CHAIN/STEM	NOTES
A	42494	CH, OZ	(1) 75W (M)	14W x 22.5H	60	45	36	Additional chain 2996 CH, OZ. Additional stem 2999 CH, OZ. Sloped ceiling kit included.

Measurements shown in inches. U.S. & Canada Patent Pending.



B | 42495 CLP
Fiona
Clear Seeded Glass



B | 42495 CLP
Fiona
Clear Seeded Glass



C | 43295 PN
Claudia



B | 42495 OZ
Fiona
Clear Seeded Glass




B | 42495 OZ
Fiona
Clear Seeded Glass




D | 43296 PN
Claudia

Features



Black Accents,
Included



Natural Brass
Accents, Included

Pendants

ITEM #	FINISH	LIGHT SOURCE	DIMENSIONS	OVRL. H	STEM TILT	EXTRA WIRE	CHAIN/STEM	NOTES
B 42495	CLP, OZ	(3) 60W (C)	15.25W x 22.5H	61	---	55	36	Additional chain 2996 CLP, OZ. Additional stem 2999 CLP, OZ. Sloped ceiling kit included.
C 43295	PN	(1) 75W (M)	10W x 14.25H	52	90°	66	36	Additional stem 2999 PN.
D 43296	PN	(1) 75W (M)	14W x 19.75H	58	90°	64	36	Additional stem 4935 PN.

Measurements shown in inches. U.S. & Canada Patent Pending.

Andover Pendants



A | 44210 CLP
Andover
Clear Seeded Glass



B | 44211 CLP
Andover
Clear Seeded Glass



C | 49867 WZC
Andover
Indoor/Outdoor
Clear Seeded Glass



D | 49868 WZC
Andover
Indoor/Outdoor
Clear Seeded Glass

Coordinating



49865 WZC

Andover Pendants


ITEM #	FINISH	LIGHT SOURCE	DIMENSIONS	OVRL. H	EXTRA WIRE	CHAIN/STEM	NOTES	
A	44210	CLP	(1) 100W (M)	8W x 13.5H	52	64	36	Additional chain 2996 CLP, additional stem 2999 CLP. Sloped ceiling kit included.
B	44211	CLP	(1) 100W (M)	10W x 16.25H	55	63	36	Additional chain 2996 CLP, additional stem 2999 CLP. Sloped ceiling kit included.
C	49867	WZC	(1) 100W (M)	8W x 13.5H	52	69	36	Ⓧ Additional chain 4927 WZC, additional stem 2999 WZC. Sloped ceiling kit included.
D	49868	WZC	(1) 100W (M)	10W x 16.25H	55	67	36	Ⓧ Additional chain 4927 WZC, additional stem 2999 WZC. Sloped ceiling kit included.

Measurements shown in inches. U.S. & Canada Patent Pending.


Evie Pendants



E | 43627 NI
Evie
Clear Outer Glass
Mercury Inner Glass



F | 43624 NI
Evie
Clear Outer Glass
Mercury Inner Glass



G | 43625 NI
Evie
Clear Outer Glass
Mercury Inner Glass



H | 43629 NI
Evie
Clear Outer Glass
Mercury Inner Glass



Evie Pendants

	ITEM #	FINISH	LIGHT SOURCE	DIMENSIONS	OVRL. H	NOTES
E	43627	NI	(3) 100W (M)	14.25W x 9.5H	113	
F	43624	NI	(1) 100W (M)	6.5W x 7.75H	113	
G	43625	NI	(1) 100W (M)	6W x 9.5H	113	
H	43629	NI	(1) 100W (M)	6W x 8.25H	113	

Measurements shown in inches. U.S. & Canada Patent Pending.

Pendants



A | 42588 NI
Holbrook
Clear Seeded Glass



B | 43563 SNI
Keller™



A | 42588 OZ
Holbrook
Clear Seeded Glass



C | 43564 SNI
Keller™

Vintage
Filament Bulb



4071 CLR

Pendants

	ITEM #	FINISH	LIGHT SOURCE	DIMENSIONS	OVRL. H	EXTRA WIRE	CHAIN/STEM	NOTES
A	42588	NI, OZ	(2) 60W (C)	10W x 12H	50	59	36	Additional chain 2996 NI, OZ. Additional stem 2997, 2999, 3036, 3048 NI, 2999 OZ. Sloped ceiling kit included.
B	43563	SNI	(1) 100W (M)	12W x 12.75H	51	72	36	Additional chain 2996 SNI, additional stem 4935 SNI.
C	43564	SNI	(1) 100W (M)	15W x 15.25H	53	70	36	Additional chain 2996 SNI, additional stem 4935 SNI.

Measurements shown in inches. U.S. & Canada Patent Pending.

Belle Pendants



D | 42592 OZ
Belle
Clear Seeded Glass



D | 42592 PN
Belle
Clear Seeded Glass



E | 42594 OZ
Belle
Clear Seeded Glass



E | 42594 PN
Belle
Clear Seeded Glass

Belle Pendants

	ITEM #	FINISH	LIGHT SOURCE	DIMENSIONS	OVRL. H	EXTRA WIRE	CHAIN/STEM	NOTES
D	42592	OZ, PN	(3) 60W (C)	14.25W x 23H	61	57	36	Additional chain 2996 OZ, PN. Additional stem 2999 OZ, PN. Sloped ceiling kit included.
E	42594	OZ, PN	(4) 60W (C)	16.5W x 28.25H	66	53	36	Additional chain 2996 OZ, PN. Additional stem 2999 OZ, PN. Sloped ceiling kit included.

Measurements shown in inches. U.S. & Canada Patent Pending.

Avery Pendants

Finish: Brushed Nickel, Olde Bronze® or Chrome
 Glass: Clear Seeded



A | 43851 NI



A | 43851 OZ



B | 43850 CH



B | 43850 NI



B | 43850 OZ

Avery Pendants

	ITEM #	FINISH	LIGHT SOURCE	DIMENSIONS	OVRL. H	NOTES
A	43851	NI, OZ	(1) 100W (M)	8.25W x 8.75H	125	
B	43850	CH, NI, OZ	(1) 100W (M)	8W x 8.5H	125	

Measurements shown in inches. U.S. & Canada Patent Pending.



C | 43852 NI



C | 43852 OZ



D | 43853 CH



D | 43853 NI



D | 43853 OZ



“ I installed three of these over my kitchen island, very happy with them! The pendant has a toggle switch to turn each individual pendant on/off if you wish. ”

- Paul R | Ontario | Avery 43850 NI

Vintage Filament Bulb



4071 CLR

Avery Pendants

	ITEM #	FINISH	LIGHT SOURCE	DIMENSIONS	OVRLL. H	NOTES
C	43852	NI, OZ	(1) 100W (M)	9.75W x 11.25H	128	
D	43853	CH, NI, OZ	(1) 100W (M)	10W x 9.25H	125	

Measurements shown in inches. U.S. & Canada Patent Pending.

Pendants



A | 43780 PN
Ellis



B | 43537 NI
Sloane
Clear Hammered Glass



C | 43538 NI
Sloane
Clear Hammered Glass


Pendants

	ITEM #	FINISH	LIGHT SOURCE	DIMENSIONS	OVRL. H	STEM TILT	EXTRA WIRE	CHAIN/STEM	NOTES
A	43780	PN	(1) 75W (M)	15W x 16.25H	54	90°	66	36	Additional stem 4935 PN.
B	43537	NI	(1) 150W (M)	10.5W x 17H	108	---	---	---	
C	43538	NI	(3) 100W (M)	16W x 18.5H	54	90°	66	36	Additional stem 2997, 2999, 3036, 3048 NI.

Measurements shown in inches. U.S. & Canada Patent Pending.



D | 44140 PN
Briar



E | 44141 PN
Briar



Pendants

	ITEM #	FINISH	LIGHT SOURCE	DIMENSIONS	OVRL. H	STEM TILT	EXTRA WIRE	CHAIN/STEM	NOTES
D	44140	PN	(1) 75W (M)	12W x 15.5H	54	90°	67	36	Additional stem 4935 PN.
E	44141	PN	(1) 75W (M)	12W x 15.75H	54	90°	66	36	Additional stem 4935 PN.

Measurements shown in inches. U.S. & Canada Patent Pending.

Pendants



A | 43552 NI
Sitara™
Satin Etched
Mercury Glass



C | 43354 CH
Tabot™
Smoked Glass
with Chrome Edges



B | 43553 NI
Sitara™
Satin Etched
Mercury Glass



D | 43359 CH
Tabot™
Smoked Glass
with Chrome Edges

Pendants

	ITEM #	FINISH	LIGHT SOURCE	DIMENSIONS	OVRL. H	STEM TILT	EXTRA WIRE	CHAIN/STEM	NOTES
A	43552	NI	(1) 60W (M)	14W x 22.5H	62	90°	64	36	Additional stem 2997, 2999, 3036, 3048 NI.
B	43553	NI	(1) 100W (M)	18W x 26.25H	66	90°	64	36	Additional stem 2997, 2999, 3036, 3048 NI.
C	43354	CH	(1) 100W (M)	10.5W x 16.75H	115	---	---	---	
D	43359	CH	(1) 100W (M)	15W x 17.5H	117	---	---	---	

Measurements shown in inches. U.S. & Canada Patent Pending.



E | 43060 CLP
Braelyn™
Clear Seeded Glass



F | 42878 NI
Brinley™



G | 42869 NI
Brinley™



H | 42877 NI
Brinley™



E | 43060 OZ
Braelyn™
Clear Seeded Glass



F | 42878 OZ
Brinley™



G | 42869 OZ
Brinley™



H | 42877 OZ
Brinley™



“...The brushed nickel is the perfect color to go with all of our stainless steel appliances & the clear glass gives it a modern farmhouse twist. We couldn't be happier with the quality or look!”

- jboyd405 | Murrieta, CA | Brinley 42878 NI

Vintage
Filament Bulb



4071 CLR

Pendants

ITEM #	FINISH	LIGHT SOURCE	DIMENSIONS	OVRLL. H	EXTRA WIRE	CHAIN/STEM	NOTES
E	CLP, OZ	(1) 60W (M)	3.75W x 8.5H	47	68	36	Additional chain 2996 CLP, OZ. Additional stem 2999 CLP, OZ. Sloped ceiling kit included.
F	NI, OZ	(1) 100W (M)	4.75W x 7.75H	113	---	---	
G	NI, OZ	(3) 100W (M)	8.5W x 7.75H	124	---	---	
H	NI, OZ	(6) 100W (M)	12W x 7.75H	124	---	---	

Measurements shown in inches. U.S. & Canada Patent Pending.

Pendants



A | 44115 PN
Chatham™



B | 44116 PN
Chatham™



C | 43964 PN
Downtown Deco



D | 43965 PN
Downtown Deco

Pendants

ITEM #	FINISH	LIGHT SOURCE	DIMENSIONS	OVRL. H	STEM TILT	EXTRA WIRE	CHAIN/STEM	NOTES
A	PN	(3) 60W (C)	14W x 26H	63	---	56	36	Additional chain 2996 PN, additional stem 2999 PN. Sloped ceiling kit included.
B	PN	(4) 60W (C)	18W x 33.25H	71	---	48	36	Additional chain 2996 PN, additional stem 2999 PN. Sloped ceiling kit included.
C	PN	(4) 60W (C)	12W x 17H	55	90°	62	36	Additional stem 2999 PN.
D	PN	(4) 60W (C)	18W x 25H	63	90°	56	36	Additional stem 2999 PN.

Measurements shown in inches. U.S. & Canada Patent Pending.

Larkin™ Pendants



E | 42565 NI, OZ
Larkin™



F | 42566 NI, OZ
Larkin™



G | 42568 NI, OZ
Larkin™



H | 42591 NI, OZ
Larkin™



Larkin™ Pendants

	ITEM #	FINISH	LIGHT SOURCE	DIMENSIONS	OVRL H	EXTRA WIRE	CHAIN/STEM	NOTES
E	42565	NI, OZ	(2) 60W (C)	8W x 14.75H	89	26	72	Additional chain 2996 NI, OZ.
F	42566	NI, OZ	(3) 60W (C)	12W x 22.25H	97	20	72	Additional chain 2996 NI, OZ.
G	42568	NI, OZ	(6) 60W (C)	18W x 36.25H	111	8	72	Additional chain 2996 NI, OZ.
H	42591	NI, OZ	(8) 60W (C)	24W x 47.75H	122	34	72	Additional chain 2996 NI, OZ.

Measurements shown in inches. U.S. & Canada Patent Pending.

Pendants



A | 43304 NI
Roswell™
Satin Etched Glass



B | 43301 NI
Roswell™
Satin Etched Glass



A | 43304 OZ
Roswell™
Satin Etched Glass



B | 43301 OZ
Roswell™
Satin Etched Glass

Pendants

	ITEM #	FINISH	LIGHT SOURCE	DIMENSIONS	OVRL. H	EXTRA WIRE	CHAIN/STEM	NOTES
A	43304	NI, OZ	(1) 100W (M) ❖	5.25W x 8.5H	47	62	36	Add. chain 2996 NI, OZ. Additional stem 2997, 2999, 3036, 3048 NI, 2999 OZ. Sloped ceiling kit included.
B	43301	NI, OZ	(3) 100W (M) ❖	18W x 7.25H	49	66	36	Add. chain 2996 NI, OZ. Additional stem 4935 NI, OZ. Sloped ceiling kit included.

Measurements shown in inches. U.S. & Canada Patent Pending.



C | 43900 CLP
Cullen



C | 43900 OZ
Cullen



D | 43902 CLP
Cullen



D | 43902 OZ
Cullen



Pendants

ITEM #	FINISH	LIGHT SOURCE	DIMENSIONS	OVRL. H	EXTRA WIRE	CHAIN/STEM	NOTES
C	43900 CLP, OZ	(5) 60W (C)	14W x 26.25H	65	51	36	Additional chain 2996 CLP, OZ. Additional stem 2999, CLP, OZ. Sloped ceiling kit included.
D	43902 CLP, OZ	(5) 60W (C)	18W x 32H	71	69	36	Additional chain 2996 CLP, OZ. Additional stem 2999, CLP, OZ. Sloped ceiling kit included.

Measurements shown in inches. U.S. & Canada Patent Pending.

Pendants



A | 42549 OZ
Triad™



A | 42549 CLP
Triad™



B | 43688 NI
Realta™



C | 42432 AP
Leeds™



“ We have a design company and have used this pendant several times in upscale homes. People love the look! It has a large clear globe with an opaque globe inside so it has the look of a glowing candle with soft light. The shape is great over an island and the fixture has a down light. The coordinating linear chandelier is fabulous as well. We highly recommend this for the "wow" factor. ”

- Diane Azure Palm Design | Saint Marys, GA | Triad 42549 CLP

Pendants

	ITEM #	FINISH	LIGHT SOURCE	DIMENSIONS	OVRL. H	STEM TILT	EXTRA WIRE	CHAIN/STEM	NOTES
A	42549	CLP, OZ	(1) 100W (M), (1) 50W (GU10)	7.75W x 18H x 12L	58	---	44	36	Additional chain 2996 CLP, OZ. Additional stem 2999 CLP, OZ. Sloped ceiling kit included. 3-way turn switch.
B	43688	NI	(1) 50W (G9)	7W x 6.5H x 12L	45	90°	68	36	Additional stem 2997, 2999, 3036, 3048 NI.
C	42432	AP	(1) 100W (M)	4.5W x 12.75H	51	---	64	36	Additional chain 2996 AP, additional stem 2999 AP. Sloped ceiling kit included.

Measurements shown in inches. U.S. & Canada Patent Pending.



D | 43996 CH
Crosby



D | 43996 NI
Crosby



D | 43996 OZ
Crosby



E | 43784 PN
City Loft™



F | 43783 PN
City Loft™



Pendants

ITEM #	FINISH	LIGHT SOURCE	DIMENSIONS	OVRLL. H	STEM TILT	EXTRA WIRE	CHAIN/STEM	NOTES
D	43996 CH, NI, OZ	(1) 100W (M)	6W x 10.75H	49	90°	68	36	Additional stem 2999, 3036, 3048 CH, NI, OZ.
E	43784 PN	(1) 200W (M)	16.25W x 21.25H x 20.5L	60	---	30	36	Additional chain 2996 PN, additional stem 4935 PN. Sloped ceiling kit included.
F	43783 PN	(1) 200W (M)	20.5W x 25.75H x 25L	64	---	20	36	Additional chain 2996 PN, additional stem 4935 PN. Sloped ceiling kit included.

Measurements shown in inches. U.S. & Canada Patent Pending.

Pendants



A | 43983 BK
Taubert™



B | 43982 BK
Taubert™



C | 43984 BK
Taubert™

Vintage
Filament Bulb



5971 CLR

Pendants

	ITEM #	FINISH	LIGHT SOURCE	DIMENSIONS	OVRL. H	EXTRA WIRE	CHAIN/STEM	NOTES
A	43983	BK	(3) 100W (M)	15W x 26.25H	64	58	36	Additional chain 4927 BK, additional stem 2999 BK. Sloped ceiling kit included.
B	43982	BK	(1) 100W (M)	12W x 13H	51	71	36	Additional chain 4927 BK, additional stem 2999 BK. Sloped ceiling kit included.
C	43984	BK	(4) 100W (M)	18W x 16.5H	55	64	36	Additional chain 4927 BK, additional stem 2999 BK. Sloped ceiling kit included.

Measurements shown in inches. U.S. & Canada Patent Pending.



D | 43589 NBR
Rumer™



E | 43888 BK
Imahn™



F | 43488 OZ
Kinny™
Clear Seeded Glass



G | 43719 RS
Rocklyn™



H | 43717 RS
Rocklyn™



J | 43718 RS
Rocklyn™



Pendants

ITEM #	FINISH	LIGHT SOURCE	DIMENSIONS	OVRL H	STEM TILT	EXTRA WIRE	CHAIN/STEM	NOTES	
D	43589	NBR	(1) 60W (M)	5W x 13.5H	46	---	50	36	Additional chain 2996 NBR. 6" stem required for pendant mount.
E	43888	BK	(1) 100W (M)	2W x 12.75H x 6.75L	51	---	65	36	Additional chain 4927 BK, additional stem 2999 BK. Sloped ceiling kit included.
F	43488	OZ	(1) 100W (M)	8.25W x 14.5H	53	90°	65	36	Additional stem 2999 OZ.
G	43719	RS	(1) 100W (M)	8W x 9.25H	113	---	---	---	
H	43717	RS	(3) 100W (M)	17.75W x 36H	74	---	70	36	Additional chain 2996 RS, additional stem 2999 RS. Sloped ceiling kit included.
J	43718	RS	(6) 100W (M)	22.75W x 36H	74	---	70	36	Additional chain 2996 RS, additional stem 2999 RS. Sloped ceiling kit included.

Measurements shown in inches. U.S. & Canada Patent Pending.

Pendants



A | 43722 PN
Titus



C | 42643 DBK
Elbur™



B | 43713 PN
Titus



D | 42644 DBK
Elbur™

Pendants

	ITEM #	FINISH	LIGHT SOURCE	DIMENSIONS	OVRL. H	STEM TILT	EXTRA WIRE	CHAIN/STEM	NOTES
A	43722	PN	(1) 100W (M)	6.5W x 9H	48	90°	69	36	Additional stem 2999 PN.
B	43713	PN	(4) 60W (C)	14.25W x 9.75H	48	90°	73	36	Additional stem 2999 PN.
C	42643	DBK	(1) 100W (M)	10.75W x 6.75H	45	---	67	36	Additional chain 2996 DBK, additional stem 2999 DBK. Sloped ceiling kit included.
D	42644	DBK	(3) 100W (M)	18.25W x 8.5H	47	---	72	36	Additional chain 4901 DBK, additional stem 2999 DBK.

Measurements shown in inches. U.S. & Canada Patent Pending.



E | 42525 OZ
Cartone™



G | 43755 AUB
Cirrus™



F | 42526 OZ
Cartone™



H | 43753 AUB
Cirrus™

Vintage
Filament Bulb



5971 CLR

Vintage
Filament Bulb



4071 CLR

Pendants

	ITEM #	FINISH	LIGHT SOURCE	DIMENSIONS	OVRL. H	EXTRA WIRE	CHAIN/STEM	NOTES
E	42525	OZ	(1) 100W (M)	17W x 20.75H	59	69	36	Additional chain 2996 OZ, additional stem 2999 OZ. Sloped ceiling kit included.
F	42526	OZ	(8) 40W (C)	25.5W x 31.25H	70	60	36	Additional chain 2996 OZ, additional stem 2999 OZ. Sloped ceiling kit included.
G	43755	AUB	(1) 100W (M)	8W x 8.5H	47	66	36	Additional chain 2996 NI, additional stem 2997, 2999, 3036, 3046 NI. Sloped ceiling kit included.
H	43753	AUB	(4) 100W (M)	24W x 12H	50	69	36	Additional chain 2996 NI, additional stem 2997, 2999, 3036, 3046 NI. Sloped ceiling kit included.

Measurements shown in inches. U.S. & Canada Patent Pending.

Pendants



A | 44083 OZ
Moorgate



C | 42467 WMZ
KraSi™
Satin Etched
Cased Opal Glass



B | 44196 MBK
Brooklyn



D | 42466 WMZ
KraSi™
Satin Etched
Cased Opal Glass

Pendants

	ITEM #	FINISH	LIGHT SOURCE	DIMENSIONS	OVRL. H	STEM TILT	EXTRA WIRE	CHAIN/STEM	NOTES
A	44083	BK	(1) 75W (M)	8W x 12.75H	51	---	68	36	Additional chain 4927 BK, additional stem 2999 BK. Sloped ceiling kit included.
B	44196	MBK	(1) 75W (M)	10W x 11H	49	90°	68	36	Additional stem 2999 MBK.
C	42467	WMZ	(1) 100W (M)	5.5W x 11H	49	---	109	36	Additional chain 2996 WMZ, additional stem 2999 WMZ. Sloped ceiling kit included.
D	42466	WMZ	(1) 100W (M)	7.75W x 16.25H	55	---	65	36	Additional chain 2996 WMZ, additional stem 2999 WMZ. Sloped ceiling kit included.

Measurements shown in inches. U.S. & Canada Patent Pending.



E | 43333 OZ
Kensington™



G | 42308 OZ



J | 43602 WZC
Industrial Cage



F | 43332 OZ
Kensington™



H | 43201 OZ
Satin Etched
Cased Opal Glass



K | 43600 WZC
Industrial Cage



Pendants

	ITEM #	FINISH	LIGHT SOURCE	DIMENSIONS	OVRL. H	STEM TILT	EXTRA WIRE	CHAIN/STEM	NOTES
E	43333	OZ	(1) 60W (M)	8.25W x 16.25H	55	---	68	36	Additional chain 2996 OZ, additional stem 2999 OZ. Sloped ceiling kit included.
F	43332	OZ	(4) 60W (C)	16.25W x 27H	65	---	50	36	Additional chain 2996 OZ, additional stem 2999 OZ. Sloped ceiling kit included.
G	42308	OZ	(1) 100W (M)	5W x 8.75H	49	---	61	36	Additional chain 2996 OZ, additional stem 2999 OZ. Sloped ceiling kit included.
H	43201	OZ	(1) 100W (M)	18W x 10.5H	50	90°	66	36	Additional stem 2999 OZ.
J	43602	WZC	(1) 100W (M)	6.75W x 11H	113	---	---	---	
K	43600	WZC	(3) 100W (M)	15.25W x 11.75H	114	---	---	---	

Measurements shown in inches. U.S. & Canada Patent Pending.

Ayra Pendants



A | 44098 CLP
Ayra
Satin Etched Glass



A | 44098 NBR
Ayra
Satin Etched Glass

Ayra Pendants

	ITEM #	FINISH	LIGHT SOURCE	DIMENSIONS	OVRLL. H	STEM TILT	EXTRA WIRE	CHAIN/STEM	NOTES
A	44098	CLP, NBR	(1) 75W (M)	10W x 15.5H	54	90°	62	36	Additional stem 2999 CLP, NBR.

Measurements shown in inches. U.S. & Canada Patent Pending.



B | 42125 CLP
Kayde™
Clear Seeded Glass



C | 43551 CLP
Devin
Clear Ribbed Glass



D | 43127 NBR
Devin



B | 42125 OZ
Kayde™



C | 43551 NBR
Devin
Smoked Ribbed Glass



E | 43958 NBR
Devin



Pendants

	ITEM #	FINISH	LIGHT SOURCE	DIMENSIONS	OVRL. H	EXTRA WIRE	CHAIN/STEM	NOTES
B	42125	CLP, OZ	(1) 100W (M)	4.5W x 9.75H	48	67	36	Additional chain 2996 CLP, OZ. Additional stem 2999 CLP, OZ. Sloped ceiling kit included.
C	43551	CLP, NBR	(1) 100W (M)	8W x 9H	118	---	---	
D	43127	NBR	(1) 100W (M)	7.75W x 10.25H	118	---	---	
E	43958	NBR	(3) 100W (M)	18W x 12.75H	51	70	36	Additional chain 2996 NBR, additional stem 2999 NBR. Sloped ceiling kit included.

Measurements shown in inches. U.S. & Canada Patent Pending.

Pendants



A | 43682 WH
Danika



C | 43949 CLP
Waverly
Clear Seeded Glass



D | 43743 NBR
Maclain



B | 43683 WH
Danika



C | 43949 NBR
Waverly
Clear Seeded Glass



E | 43744 NBR
Maclain

Pendants

	ITEM #	FINISH	LIGHT SOURCE	DIMENSIONS	OVRLL. H	EXTRA WIRE	CHAIN/STEM	NOTES
A	43682	WH	(1) 100W (M)	5.25W x 9.25H	115	---	---	
B	43683	WH	(1) 100W (M)	16.25W x 9.25H	115	---	---	
C	43949	CLP, NBR	(1) 100W (M)	5W x 8.5H	47	68	36	Additional chain 2996 CLP, NBR. Additional stem 2999 CLP, NBR. Sloped ceiling kit included.
D	43743	NBR	(1) 100W (M)	10W x 12.5H	49	60	36	Additional chain 2996 NBR, additional stem 2999 NBR. Sloped ceiling kit included.
E	43744	NBR	(3) 100W (M)	16W x 11.75H	51	68	36	Additional chain 2996 NBR, additional stem 2999 NBR. Sloped ceiling kit included.

Measurements shown in inches. U.S. & Canada Patent Pending.



Optical
Crystal
Accents

F | 43918 NBR
Cayden



H | 43276 NBR
Charles



G | 43742 NBR
Maclain
Satin Etched White Glass



J | 43933 NBR
Vance™



Pendants

	ITEM #	FINISH	LIGHT SOURCE	DIMENSIONS	OVRL. H	EXTRA WIRE	CHAIN/STEM	NOTES
F	43918	NBR	(4) 60W (C)	17W x 26H	64	61	36	Additional chain 2996 NBR, additional stem 2999 NBR.
G	43742	NBR	(4) 100W (M)	24W x 24.25H	63	56	36	Additional chain 2996 NBR, additional stem 2999 NBR. Sloped ceiling kit included.
H	43276	NBR	(4) 100W (M)	20.5W x 13.25H	52	103	36	Additional chain 2996 NBR, additional stem 2999 NBR. Sloped ceiling kit included.
J	43933	NBR	(4) 60W (C)	13W x 30H	104	50	72	Additional chain 2996 NBR.

Measurements shown in inches. U.S. & Canada Patent Pending.

Pendants



A | 43584 AVI
Ahrendale™
Vetro Mica Glass



C | 43435 CLP
Colerne™
Clear Seeded Glass



D | 43328 DAG
Evan™
Pendalette®



B | 43898 OZ
Aberdeen
Piastro Glass



C | 43435 AUB
Colerne™
Clear Seeded Glass



E | 43255 DAW
Hayman Bay™

Pendants

ITEM #	FINISH	LIGHT SOURCE	DIMENSIONS	OVRL. H	STEM TILT	EXTRA WIRE	CHAIN/STEM	EXT.	HCWO	NOTES
A	AVI	(1) 100W (M)	6W x 13H	51	---	61	36	---	---	Additional chain 2996 AVI, additional stem 2999 AVI. Sloped ceiling kit included.
B	OZ	(1) 100W (M)	7.25W x 17.25H	55	---	69	36	---	---	Additional chain 2996 OZ, additional stem 2999 OZ. Sloped ceiling kit included.
C	AUB, CLP	(1) 100W (M), (1) 50W (GU10)	10.5W x 16.5H	55	---	46	36	---	---	Additional chain 2996 DBK, CLP. Additional stem 4935 DBK, CLP. 3-way switch. Sloped ceiling kit included.
D	DAG	(2) 60W (C)	13W x 13.75H	52	90°	65	36	7.75	14.25	Additional stem 2999 AVI.
E	DAW	(4) 60W (C)	16.25W x 29.75H	104	---	16	72	---	---	Additional chain 2996 DAW.

Measurements shown in inches. U.S. & Canada Patent Pending.



F | 43775 AVI
Cahoon™



H | 43258 DAW
Hayman Bay™
Clear Seeded Glass



K | 43519 DAG
Basford™



G | 43776 AVI
Cahoon™



J | 43259 DAW
Hayman Bay™
Clear Seeded Glass



L | 43520 DAG
Basford™

Pendants

	ITEM #	FINISH	LIGHT SOURCE	DIMENSIONS	OVRL. H	EXTRA WIRE	CHAIN/STEM	NOTES
F	43775	AVI	(1) 100W (M)	16.25W x 12.25H	51	72	36	Additional chain 2996 AVI, additional stem 4935 AVI. Sloped ceiling kit included.
G	43776	AVI	(4) 100W (M)	25.75W x 12.75H	52	105	36	Additional chain 2996, additional stem 4935 AVI. Sloped ceiling kit included.
H	43258	DAW	(2) 60W (C)	8.5W x 18H	92	23	72	Additional chain 2996 DAW.
J	43259	DAW	(4) 60W (C)	15W x 29.75H	104	10	72	Additional chain 2996 DAW.
K	43519	DAG	(4) 60W (C)	13W x 13.5H	52	64	36	Additional chain 2996 DBK, additional stem 2999 DBK.
L	43520	DAG	(6) 60W (C)	21W x 21.25H	60	57	36	Additional chain 2996 DBK, additional stem 2999 DBK.

Measurements shown in inches. U.S. & Canada Patent Pending.

Pendants



A | **3030 NI**
Modena™
Satin Etched
Cased Opal Glass



B | **42216 CH**
Stella™
Satin Etched
Cased Opal Glass



C | **43442 NI**
Kailey™



D | **65406**
Crystal Ball™
Brown Mosaic Art




E | **65407**
Crystal Ball™
White Mosaic Art



F | **65408**
Crystal Ball™
Blue Mosaic Art

Pendants

ITEM #	FINISH	LIGHT SOURCE	DIMENSIONS	OVRL. H	STEM TILT	EXTRA WIRE	CHAIN/STEM	NOTES
A	NI	(1) 100W (M)	3.5W x 6.75H	45	45°	68	36	Additional chain 2996 NI, additional stem 2997, 2999, 3036, 3048 NI.
B	CH	(1) 60W (C)	3.5W x 11.75H	49	45°	69	36	Additional stem 2999 CH.
C	NI	(1) 50W (G9) 	6W x 10H	48	90°	63	36	Additional stem 2997, 2999, 3036, 3048 NI.
D	---	(1) 100W (M)	8W x 12.75H	51	---	61	36	Additional chain 2996 NI, additional stem 2997, 2999, 3036, 3098 NI.
E	---	(1) 100W (M)	8W x 12.75H	51	---	61	36	Additional chain 2996 NI, additional stem 2997, 2999, 3036, 3098 NI.
F	---	(1) 100W (M)	8W x 12.75H	51	---	61	36	Additional chain 2996 NI, additional stem 2999 NI.

Measurements shown in inches. U.S. & Canada Patent Pending.



G | 42434 NI
Caparros™
Inside Ribbed Glass



H | 42174 CH
Crystal Skye™
Crystal Beads



J | 42123 CH
Reynes™
Opal Etched Glass



K | 43486 NIBL
Aquilino™
Blue Glass



L | 43792 NI
Rowland
Striated Mirrored Glass



M | 43489 BKSLV
Annata™
Silver Shade

Pendants

	ITEM #	FINISH	LIGHT SOURCE	DIMENSIONS	OVRL. H	STEM TILT	EXTRA WIRE	CHAIN/STEM	NOTES
G	42434	NI	(1) 100W (M)	6W x 7.75H	46	---	68	36	Additional chain 2996 NI, additional stem 2997, 2999, 3036, 3048 NI. Sloped ceiling kit included.
H	42174	CH	(1) 100W (M)	6.5W x 11.75H	85	---	---	---	
J	42123	CH	(1) 100W (M)	4W x 8H	46	45°	67	36	Additional stem 2999 CH.
K	43486	NIBL	(1) 100W (M)	6W x 11.25H	50	90°	68	36	Additional stem 2997, 2999, 3036, 3048 NI.
L	43792	NI	(1) 100W (M)	8W x 11.5H	50	90°	64	36	Additional stem 2997, 2999, 3036, 3048 NI.
M	43489	BKSLV	(1) 100W (M)	6.25W x 8.5H	114	---	---	---	

Measurements shown in inches. U.S. & Canada Patent Pending.

Cobson™ Pendants

Finish: Olde Bronze® with Natural Brass Accents



Shown as
Pendant - 8" H.

Convertible

Create two distinct lighting options with one fixture: Pendant or Semi Flush.

A | 42585 OZ



Shown as
Semi Flush - 10.5" H.



Shown as
Pendant - 7.5" H.

Convertible

Create two distinct lighting options with one fixture: Pendant or Semi Flush.

B | 42580 OZ



Shown as
Semi Flush - 10" H.



Shown as
Pendant - 7.5" H.



Shown as
Sconce - 10.75" H.

Pendalette®

Create three distinct lighting options with one fixture: Pendant, Wall Sconce or Semi Flush.

C | 42579 OZ



Shown as
Semi Flush - 10" H.



D | 42649 OZ

Vintage
Filament Bulb



4071 CLR

Cobson™ Pendants

ITEM #	FINISH	LIGHT SOURCE	DIMENSIONS	OVRL. H	EXTRA WIRE	CHAIN/STEM	EXT.	HCWO	NOTES	
A	42585	OZ	(1) 100W (M)	16W x 8H	46	66	36	---	---	Additional chain 2996 OZ, additional stem 2999 OZ. Sloped ceiling kit included.
B	42580	OZ	(1) 100W (M)	12W x 7.5H	46	66	36	---	---	Additional chain 2996 OZ, additional stem 2999 OZ. Sloped ceiling kit included.
C	42579	OZ	(1) 100W (M)	8W x 7.5H	46	66	36	10	2.5	Additional chain 2996 OZ, additional stem 2999 OZ. Sloped ceiling kit included. May be installed on wall or ceiling.
D	42649	OZ	(3) 100W (M)	20W x 9.5H	48	62	36	---	---	Additional chain 2996 OZ, additional stem 2999 OZ. Sloped ceiling kit included.

Measurements shown in inches. U.S. & Canada Patent Pending.



Hatteras Bay™

Finish: Polished Nickel
Glass: Clear Fresnel Lens



A | 2664 PN



B | 2665 PN



C | 2666 PN



D | 2682 PN

Hatteras Bay™

	ITEM #	FINISH	LIGHT SOURCE	DIMENSIONS	OVRL. H	EXTRA WIRE	CHAIN/STEM	NOTES
A	2664	PN	(1) 100W (M)	8W x 10.25H	49	71	36	Additional chain 2996 PN, additional stem 2999 PN. Sloped ceiling kit included.
B	2665	PN	(1) 100W (M)	11.75W x 11H	49	71	36	Additional chain 2996 PN, additional stem 2999 PN. Sloped ceiling kit included.
C	2666	PN	(1) 150W (M)	13.25W x 12H	50	71	36	Additional chain 2996 PN, additional stem 2999 PN. Sloped ceiling kit included.
D	2682	PN	(1) 150W (M)	18W x 16H	54	70	36	Additional chain 2996 PN, additional stem 4935 PN. Sloped ceiling kit included.

Measurements shown in inches. U.S. & Canada Patent Pending.



E | 2691 PN



F | 43764 PN



G | 43765 PN



H | 43767 PN

Hatteras Bay™

ITEM #	FINISH	LIGHT SOURCE	DIMENSIONS	OVRLL. H	EXTRA WIRE	CHAIN/STEM	NOTES
E	PN	(1) 200W (M)	23.75W x 19.5H	58	67	36	Ⓢ Additional chain 4901 PN, additional stem 4935 PN. Sloped ceiling kit included.
F	PN	(1) 100W (M)	8W x 10.25H	48	70	36	Additional chain 2996 PN, additional stem 2999 PN. Sloped ceiling kit included.
G	PN	(1) 100W (M)	11.5W x 12H	50	70	36	Additional chain 2996 PN, additional stem 2999 PN. Sloped ceiling kit included.
H	PN	(1) 150W (M)	18W x 16.75H	55	68	36	Additional chain 2996 PN, additional stem 4935 PN. Sloped ceiling kit included.

Measurements shown in inches. U.S. & Canada Patent Pending.

Hatteras Bay™

Finish: Olde Bronze®
Glass: Clear Fresnel Lens



A | 2664 OZ



B | 2665 OZ



C | 2666 OZ



D | 2682 OZ

Hatteras Bay™

ITEM #	FINISH	LIGHT SOURCE	DIMENSIONS	OVRL. H	EXTRA WIRE	CHAIN/STEM	NOTES	
A	2664	OZ	(1) 100W (M)	8W x 10.25H	49	71	36	Additional chain 2996 OZ, additional stem 2999 OZ. Sloped ceiling kit included.
B	2665	OZ	(1) 100W (M)	11.75W x 11H	49	71	36	Additional chain 2996 OZ, additional stem 2999 OZ. Sloped ceiling kit included.
C	2666	OZ	(1) 150W (M)	13.25W x 12H	50	71	36	Additional chain 2996 OZ, additional stem 2999 OZ. Sloped ceiling kit included.
D	2682	OZ	(1) 150W (M)	18W x 16H	54	70	36	Additional chain 2996 OZ, additional stem 4935 OZ. Sloped ceiling kit included.

Measurements shown in inches. U.S. & Canada Patent Pending.



E | 2691 OZ



F | 43764 OZ



Satin Etched
White Glass

G | 43765 OZ



Detailed
Hardware

H | 43767 OZ

Hatteras Bay™

	ITEM #	FINISH	LIGHT SOURCE	DIMENSIONS	OVRLL. H	EXTRA WIRE	CHAIN/STEM	NOTES
E	2691	OZ	(1) 200W (M)	23.75W x 19.5H	58	67	36	Additional chain 4901 OZ, additional stem 4935 OZ. Sloped ceiling kit included.
F	43764	OZ	(1) 100W (M)	8W x 10.25H	48	70	36	Additional chain 2996 OZ, additional stem 2999 OZ. Sloped ceiling kit included.
G	43765	OZ	(1) 100W (M)	11.5W x 12H	50	70	36	Additional chain 2996 OZ, additional stem 2999 OZ. Sloped ceiling kit included.
H	43767	OZ	(1) 150W (M)	18W x 16.75H	55	68	36	Additional chain 2996 OZ, additional stem 4935 OZ. Sloped ceiling kit included.

Measurements shown in inches. U.S. & Canada Patent Pending.

Pendants



A | 42436 AP
Sayre™
Clear Fresnel Lens



B | 42437 AP
Sayre™
Clear Fresnel Lens



C | 42245 NI
Lytham™
Satin Etched
White Glass



D | 78200 AP
Missoula™



A | 42436 OZ
Sayre™
Clear Fresnel Lens



B | 42437 OZ
Sayre™
Clear Fresnel Lens



C | 42245 OZ
Lytham™
Satin Etched
White Glass



D | 78200
Missoula™

Pendants

	ITEM #	FINISH	LIGHT SOURCE	DIMENSIONS	OVRL. H	EXTRA WIRE	CHAIN/STEM	NOTES
A	42436	AP, OZ	(1) 60W (M)	10W x 8.5H	47	70	36	Ⓧ Additional chain 2996 AP, OZ. Additional stem 2999 AP, OZ. Sloped ceiling kit included.
B	42437	AP, OZ	(1) 75W (M)	12W x 9.25H	48	70	36	Ⓧ Additional chain 2996 AP, OZ. Additional stem 2999 AP, OZ. Sloped ceiling kit included.
C	42245	NI, OZ	(3) 100W (M)	17.5W x 9.25H	48	64	36	Additional chain 2996 NI, OZ. Additional stem 2997, 2999, 3036, 3048 NI, 2999 OZ. Sloped ceiling kit included.
D	78200	AP	(1) 100W (M)	13.5W x 12.5H	87	38	72	

Measurements shown in inches. U.S. & Canada Patent Pending.



E | 43738 CLP
Silberne™
Clear Seeded Glass



F | 43737 CLP
Silberne™
Clear Seeded Glass



G | 43739 CLP
Silberne™
Clear Seeded Glass



E | 43738 NBR
Silberne™
Clear Seeded Glass



F | 43737 NBR
Silberne™
Clear Seeded Glass



G | 43739 NBR
Silberne™
Clear Seeded Glass



Pendants

	ITEM #	FINISH	LIGHT SOURCE	DIMENSIONS	OVRL. H	EXTRA WIRE	CHAIN/STEM	NOTES
E	43738	CLP, NBR	(1) 100W (M)	10W x 10H	48	65	36	Additional chain 2996 CLP, NBR. Additional stem 2999 CLP, NBR. Sloped ceiling kit included.
F	43737	CLP, NBR	(1) 100W (M)	13W x 13.25H	51.5	70	36	Additional chain 2996 CLP, NBR. Additional stem 2999 CLP, NBR. Sloped ceiling kit included.
G	43739	CLP, NBR	(3) 100W (M)	18W x 13H	52	70	36	Additional chain 2996 CLP, NBR. Additional stem 2999 CLP, NBR. Sloped ceiling kit included.

Measurements shown in inches. U.S. & Canada Patent Pending.

Pendants



A | 2655 NI Structures™
Satin Etched Glass



B | 2714 NI Grenoble™



C | 2641 NI Galaxie™



D | 2643 NI Galaxie™



E | 2640 NI Galaxie™

Pendants

	ITEM #	FINISH	LIGHT SOURCE	DIMENSIONS	OVRLL. H	STEM TILT	EXTRA WIRE	CHAIN/STEM	NOTES
A	2655	NI	(1) 100W (MNCN) Ⓢ	9W x 8.5H	47	45°	65	36	Additional stem 2997, 2999, 3036, 3048 NI.
B	2714	NI	(1) 150W (M)	11W x 8H	46	45°	66	36	Additional stem 2997, 2999, 3036, 3048 NI.
C	2641	NI	(1) 50W (G9) Ⓢ	10W x 5H	43	45°	68	36	Additional stem 2997, 2999, 3036, 3048 NI.
D	2643	NI	(1) 60W (M)	14W x 6.25H	44	45°	73	36	Additional stem 2997, 2999, 3036, 3048 NI.
E	2640	NI	(1) 150W (M)	22.25W x 9.5H	48	45°	73	36	Additional stem 2997, 2999, 3036, 3048 NI.

Measurements shown in inches. U.S. & Canada Patent Pending.

LED Pendants



A | 42517 NI
LED



B | 11252 NILED
LED
Striated Satin
Etched Opal Glass



C | 11314 NILED
LED



D | 11301 NILED
LED



E | 11305 NILED
LED
Satin Etched
Cased Opal Glass

LED Pendants

	ITEM #	FINISH	LIGHT SOURCE	LED OUTPUT	DIMENSIONS	OVRL. H	STEM TILT	EXTRA WIRE	CHAIN/STEM	NOTES
A	42517	NI	(1) 17W	3000K, 80 CRI, 650 Lumens, 46 LPW	3W x 12.25H	53	90°	69	36	Dimmable. Additional stem 2997, 2999, 3036, 3048 NI.
B	11252	NILED	(1) 8W	3000K, 90 CRI, 450 Lumens, 56 LPW	4W x 9.25H	47	90°	74	36	Dimmable. Additional stem 2997, 2999, 3036, 3048 NI.
C	11314	NILED	(1) 8W	3000K, 90 CRI, 375 Lumens, 46 LPW	6W x 9H	47	90°	74	36	Dimmable. Additional stem 2997, 2999, 3036, 3048 NI.
D	11301	NILED	(1) 8W	3000K, 90 CRI, 500 Lumens, 62 LPW	7W x 7H	45	90°	74	36	Dimmable. Additional stem 2997, 2999, 3036, 3048 NI.
E	11305	NILED	(1) 8W	3000K, 90 CRI, 450 Lumens, 56 LPW	4.5W x 9.25H	47	90°	74	36	Dimmable. Additional stem 2997, 2999, 3036, 3048 NI.

Measurements shown in inches. U.S. & Canada Patent Pending.

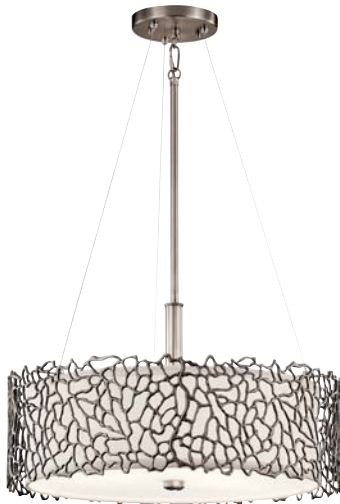
Pendants



A | 43349 CLP
Silver Coral



C | 43723 CH
Piper



B | 43346 CLP
Silver Coral



C | 43723 ESP
Piper

Pendants

	ITEM #	FINISH	LIGHT SOURCE	DIMENSIONS	OVRL. H	EXTRA WIRE	CHAIN/STEM	NOTES
A	43349	CLP	(1) 100W (M)	7.25W x 10H	48	66	36	Additional chain 2996 CLP, additional stem 2999 CLP. Sloped ceiling kit included.
B	43346	CLP	(3) 100W (M)	18.25W x 11.25H	50	69	36	Additional chain 2996 CLP, additional stem 2999 CLP. Sloped ceiling kit included.
C	43723	CH, ESP	(6) 60W (C)	24W x 31.25H	106	45	72	Additional chain 4901 CH, ESP.

Measurements shown in inches. U.S. & Canada Patent Pending.



D | 43871 CLP
Elata



E | 43452 SGD
Savanna



D | 43871 OZ
Elata



F | 43451 SGD
Savanna

Pendants

ITEM #	FINISH	LIGHT SOURCE	DIMENSIONS	OVRL. H	EXTRA WIRE	CHAIN/STEM	NOTES
D 43871	CLP, OZ	(5) 60W (C)	27W x 19.25H	58	72	36	Additional chain 2996 CLP, OZ. Additional stem 2999 CLP, OZ.
E 43452	SGD	(1) 100W (M)	12W x 20.75H	95	24	72	Additional chain 2996 SGD.
F 43451	SGD	(4) 60W (C)	19W x 31.5H	106	29	72	Additional chain 2996 SGD.

Measurements shown in inches. U.S. & Canada Patent Pending.

Amarena™ Pendants



Shown as
Pendant - 15.75" H.

Convertible

Create two distinct lighting options with one fixture:
Pendant or Semi Flush.

A | 44107 NI
Amarena™



Shown as
Semi Flush - 16.5" H.



Shown as
Pendant - 17" H.

Convertible

Create two distinct lighting options with one fixture:
Pendant or Semi Flush.

B | 44108 NI
Amarena™



Shown as
Semi Flush - 17.75" H.

Amarena™ Pendants

	ITEM #	FINISH	LIGHT SOURCE	DIMENSIONS	OVRLL. H	STEM TILT	EXTRA WIRE	CHAIN/STEM	NOTES
A	44107	NI	(2) 75W (M)	13.5W x 15.75H	54	90°	66	36	Additional stem 2997,2999, 3036, 3048 NI.
B	44108	NI	(3) 75W (M)	20W x 17H	55	90°	64	36	Additional stem 2999 NI.

Measurements shown in inches. U.S. & Canada Patent Pending.



Shown as
Pendant - 15.75" H.

Convertible

Create two distinct lighting options with one fixture: Pendant or Semi Flush.

A | 44107 OZ
Amarena™



Shown as
Semi Flush - 16.5" H.



Shown as
Pendant - 17" H.

Convertible

Create two distinct lighting options with one fixture: Pendant or Semi Flush.

B | 44108 OZ
Amarena™



Shown as
Semi Flush - 17.75" H.

Amarena™ Pendants

	ITEM #	FINISH	LIGHT SOURCE	DIMENSIONS	OVRL. H	STEM TILT	EXTRA WIRE	CHAIN/STEM	NOTES
A	44107	OZ	(2) 75W (M)	13.5W x 15.75H	54	90°	66	36	Additional stem 2999 OZ.
B	44108	OZ	(3) 75W (M)	20W x 17H	55	90°	64	36	Additional stem 2999 OZ.

Measurements shown in inches. U.S. & Canada Patent Pending.

Pendants



A | 43987 NI
Melrose



C | 43706 CLP
Emory



Shown as
Pendant - 9.5" H.

Convertible

Create two distinct lighting options with one fixture:
Pendant or Semi Flush.

D | 42121 NI, OZ
Drum Shade



B | 43988 NI
Melrose



C | 43706 OZ
Emory



Shown as
Semi Flush - 10.5" H.

Pendants

ITEM #	FINISH	LIGHT SOURCE	DIMENSIONS	OVRLL. H	STEM TILT	EXTRA WIRE	CHAIN/STEM	NOTES
A	NI	(3) 100W (M)	18W x 11.75H	46	---	69	36	Additional chain 2996 NI, additional stem 2997, 2999, 3036, 3048 NI. Sloped ceiling kit included.
B	NI	(4) 100W (M)	24W x 11.75H	46	---	69	36	Additional chain 2996 NI, additional stem 2997, 2999, 3036, 3048 NI. Sloped ceiling kit included.
C	CLP, OZ	(3) 100W (M)	18W x 11.25H	49	---	67	36	Additional chain 2996 CLP, OZ. Additional stem 2999 CLP, OZ. Sloped ceiling kit included.
D	NI, OZ	(3) 100W (M)	20W x 9.5H	44	90°	70	36	Additional stem 2997, 2999, 3036, 3048 NI, 2999 OZ.

Measurements shown in inches. U.S. & Canada Patent Pending.



Shown as
Pendant - 10" H.

Convertible

Create two distinct lighting options with one fixture:
Pendant or Semi Flush.

E | 42122 NI, OZ
Drum Shade



Shown as
Semi Flush - 11" H.



F | 42196 NI, OZ
Drum Shade



Pendants

	ITEM #	FINISH	LIGHT SOURCE	DIMENSIONS	OVRL. H	STEM TILT	EXTRA WIRE	CHAIN/STEM	NOTES
E	42122	NI, OZ	(3) 150W (M)	24W x 10H	48	90°	70	36	Additional stem 2997, 2999, 3036, 3048 NI, 2999 OZ.
F	42196	NI, OZ	(5) 100W (M)	30W x 12H	50	90°	102	36	Additional stem 4935 NI, OZ.

Measurements shown in inches. U.S. & Canada Patent Pending.

Indoor/Outdoor Pendants



B | 49806 OZNW
Palisades
Indoor/Outdoor



C | 49808 OZNW
Palisades
Indoor/Outdoor



D | 49809 OZNW
Palisades
Indoor/Outdoor



A | 49807 OZCW
Palisades
Indoor/Outdoor



B | 49806 OZCW
Palisades
Indoor/Outdoor



C | 49808 OZCW
Palisades
Indoor/Outdoor



D | 49809 OZCW
Palisades
Indoor/Outdoor



“ I would absolutely recommend this fixture. We installed it on our back deck and it transformed the space. Installation took about 15 minutes- easy compared to other fixtures. It looks beautiful hanging and is made of high quality materials. ”

- Jaymepruitt | Irmo, SC | Palisades 49807 OZCW

Indoor/Outdoor Pendants

ITEM #	FINISH	LIGHT SOURCE	DIMENSIONS	OVRLL. H	EXTRA WIRE	CHAIN/STEM	NOTES
A	49807 OZCW	(1) 60W (M)	14.25W x 26H	100	29	72	ⓓ Additional chain 4927 OZ.
B	49806 OZNW, OZCW	(1) 60W (M)	13.25W x 15.75H	90	35	72	ⓓ Additional chain 4927 OZ
C	49808 OZNW, OZCW	(1) 60W (M)	16W x 15.25H	89	34	72	ⓓ Additional chain 4927 OZ.
D	49809 OZNW, OZCW	(1) 60W (M)	16.5W x 16.5H	90	40	72	ⓓ Additional chain 4927 OZ.

Measurements shown in inches. U.S. & Canada Patent Pending.



Indoor/Outdoor Pendants



A | 49777 BA
Northland™
Indoor/Outdoor



B | 2621 NI
Seaside™
Indoor/Outdoor



D | 2713 NI, OB
Seaside™
Indoor/Outdoor



A | 49777 BK
Northland™
Indoor/Outdoor



C | 49062 OZ
Ripley
Indoor/Outdoor



E | 49587 OZ
Westington™
Indoor/Outdoor

Indoor/Outdoor Pendants

ITEM #	FINISH	LIGHT SOURCE	DIMENSIONS	OVRL. H	STEM TILT	EXTRA WIRE	CHAIN/STEM	NOTES
A	49777 BA, BK	(1) 150W (M)	18W x 14.25H	52	---	67	36	ⓓ Additional chain 4927 BK, PL. Additional stem 2999 PL, 2995 BK. Sloped ceiling kit included.
B	2621 NI	(1) 100W (M)	8W x 9.75H	48	45°	68	36	ⓓ Additional stem 2997, 2999, 3036, 3048 NI. G type bulb recommended.
C	49062 OZ	(1) 40W (M)	10W x 8H	46	---	107	36	ⓓ Ⓞ Additional chain 4927 OZ, additional stem 2999 OZ.
D	2713 NI, OB	(1) 150W (M)	16W x 13.25H	88	---	36	72	ⓓ Additional chain 2996 NI, OB.
E	49587 OZ	(1) 100W (M)	12W x 3.75H	42	---	67	36	ⓓ Additional chain 4927 OZ, additional stem 2999 OZ. Sloped ceiling kit included.

Measurements shown in inches. U.S. & Canada Patent Pending.



F | 49632 WZC
Bridge Point
Indoor/Outdoor



G | 49603 LD
Halleron™
Indoor/Outdoor



H | 49732 BKT
Vandalia
Indoor/Outdoor



Indoor/Outdoor Pendants

ITEM #	FINISH	LIGHT SOURCE	DIMENSIONS	OVRL. H	EXTRA WIRE	CHAIN/STEM	NOTES
F	49632 WZC	(1) 100W (M)	11W x 16H	90	34	72	Ⓧ Additional chain 4927 WZC.
G	49603 LD	(3) 60W (C)	12W x 18.75H	93	23	72	Ⓧ Additional chain 4927 LD.
H	49732 BKT	(3) 150W (M)	22.75W x 27H	89	33	72	Ⓧ Additional chain 4927 BKT.

Measurements shown in inches. U.S. & Canada Patent Pending.

Indoor/Outdoor Pendants



A | 49196 WZC
Riverwood™
Indoor/Outdoor



C | 49446 BA
Lyndon™
Indoor/Outdoor



D | 49447 BA
Lyndon™
Indoor/Outdoor



B | 49590 OZ
Larkin™
Indoor/Outdoor



C | 49446 AZ
Lyndon™
Indoor/Outdoor



D | 49447 AZ
Lyndon™
Indoor/Outdoor

Vintage
Filament Bulb



4071 CLR

Indoor/Outdoor Pendants

ITEM #	FINISH	LIGHT SOURCE	DIMENSIONS	OVRL. H	STEM TILT	EXTRA WIRE	CHAIN/STEM	NOTES
A	WZC	(1) 150W (M)	11W x 16.25H	90	---	31	72	Ⓧ Additional chain 4927 WZC.
B	OZ	(4) 100W (M)	18W x 36.75H	111	---	6	72	Ⓧ Additional chain 4927 OZ.
C	AZ, BA	(1) 75W (M)	5W x 9.5H	48	---	72	36	Ⓧ Additional chain 4927 AZ, PL. Additional stem 2999 AZ, BA.
D	AZ, BA	(1) 100W (M)	6W x 11.75H	50	---	71	36	Ⓧ Additional chain 4927 AZ, PL. Additional stem 2999 AZ, BA.

Measurements shown in inches. U.S. & Canada Patent Pending.



E | 49640 OZ
Caterham
Indoor/Outdoor



G | 49124 OZ
Camden™
Indoor/Outdoor



J | 49341 AZ
Bowen
Indoor/Outdoor



F | 49348 AZ
Pacific Edge™
Indoor/Outdoor





H | 49689 OZ
49689 OZL16
Toman™
Indoor/Outdoor



K | 49493 RZ
South Hope™
Indoor/Outdoor

Indoor/Outdoor Pendants

ITEM #	FINISH	LIGHT SOURCE	LED BULB OUTPUT	DIMENSIONS	OVRL. H	EXTRA WIRE	CHAIN/STEM	NOTES
E	OZ	(1) 100W (M)	---	6.5W x 10H	48	58	36	Ⓟ Additional chain 4927 OZ, additional stem 2999 OZ. Sloped ceiling kit included.
F	AZ	(1) 100W (M)	---	8W x 13.75H	52	64	36	Ⓟ Additional stem 4927 AZ, additional stem 2999 AZ.
G	AVI	(1) 150W (M)	---	9.5W x 19H	93	30	72	Ⓟ Additional chain 4927 AVI. Sloped ceiling kit included.
H	OZ	(1) 150W (M)	---	10W x 21.25H	96	28	72	Ⓟ Additional chain 4927 OZ.
H	OZL16	(1) 9W (M)  	3000K, 80 CRI, 800 Lumens, 89 LPW	10W x 21.25H	96	28	72	Ⓟ Dimmable. Additional chain 4927 OZ.
J	AZ	(2) 100W (M)	---	7.25W x 20.25H	95	33	72	Ⓟ Additional chain 4927 AZ.
K	RZ	(1) 100W (M)	---	9W x 19H	93	70	72	Ⓟ Additional chain 4927 RZ.

Measurements shown in inches. U.S. & Canada Patent Pending.



Ceiling Lights

Form and Function

Long live the ceiling fixture, with its room-filling (and essential!) ambient light. With Kicher's diverse offering, you'll find high style is also part of the equation. Simple and understated or flashy and glamorous – our collections put light right where you need in a way that enhances a room's overall decor. Plus, our energy efficient options assure that this often-used fixture delivers light sensibly. Flip a switch, and let the transformation begin.



Horizon LED Downlights

Finish: White with Polycarbonate or Glass Diffuser

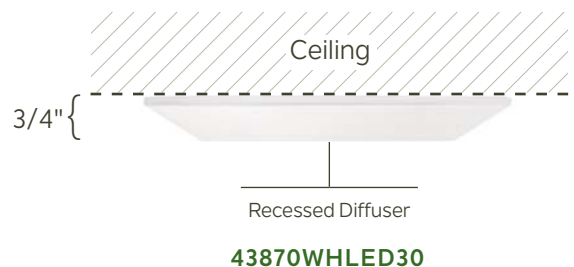
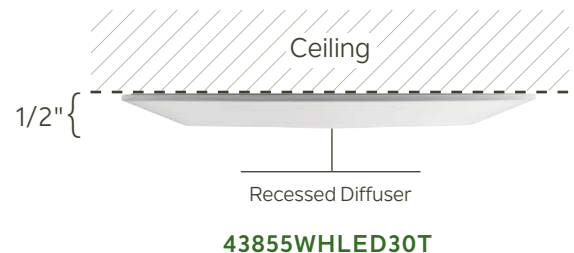
Rethink Recessed.

Designed for new construction, Horizon LED downlights are all-in-one, energy efficient fixtures – making them an attractive alternative to recessed lighting. Their flat, recessed diffuser and sleek profile deliver even light distribution and a seamless look, while the snap-in, junction box installation provides greater placement flexibility. With fewer components to order and install, Horizon saves time and money at every location.



Horizon at a glance:

- Ideal for new construction when specified with a 4" wide x 2-1/8" deep Junction box (J-box shape varies per item)
- Offers the sleek, hidden appeal of a recessed fixture with its slender profile
- Well-dispersed, ambient lighting
- Single fixture to order, track and install
- Simple installation



2700K

3000K



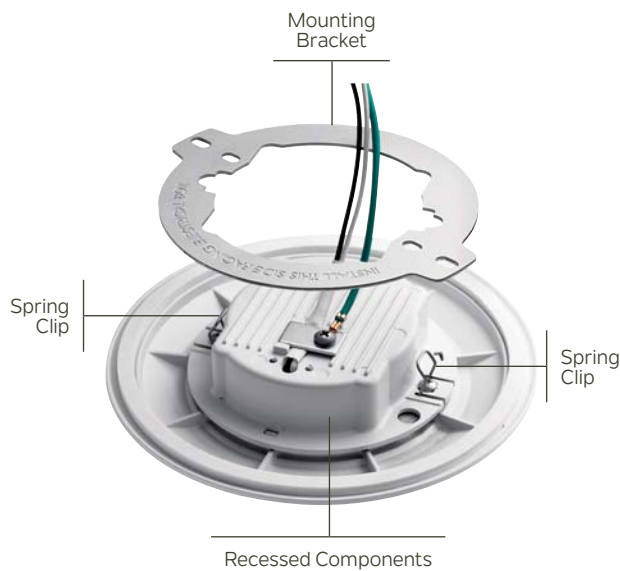
B | 43870 WHLED27
43870 WHLED27B



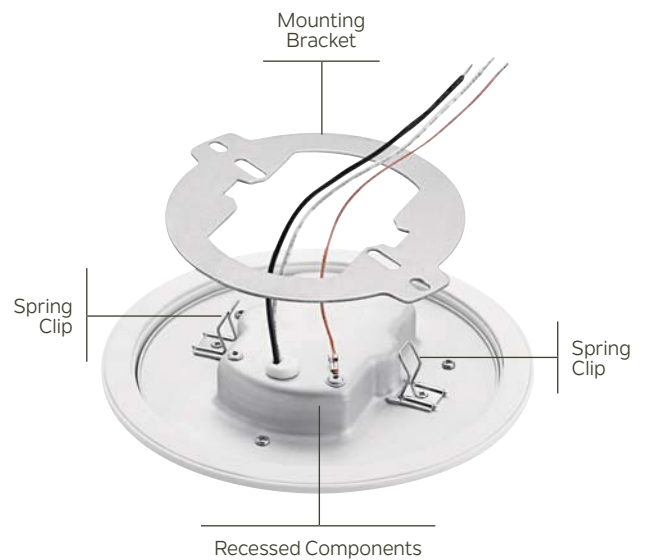
A | 43855 WHLED30T



C | 43870 WHLED30
43870 WHLED30B



Horizon 43855
Requires 4" x 2-1/8" Square
or Octagonal J-Box



Horizon 43870
Requires 4" x 2-1/8" Round,
Square or Octagonal J-Box

Horizon LED Downlights

ITEM #	FINISH	LIGHT SOURCE	LED OUTPUT	DIMENSIONS	HCWO	NOTES
A 43855	WHLED30T	(1) 12.5W	3000K, 90+ CRI, 850 Lumens, 68 LPW	6.5W x 1.25H	3.25	Dimmable. Wet indoor ceiling, damp indoor wall. JA-8 compliant.
B 43870	WHLED27, WHLED27B	(1) 12W	2700K, 90 CRI, 850 Lumens, 70 LPW	6.5W x 1.25H	3.25	Dimmable. Wet indoor ceiling, damp indoor wall, damp outdoor ceiling. Item number with "B" signifies 24 count bulk pack.
C 43870	WHLED30, WHLED30B	(1) 12W	3000K, 90 CRI, 850 Lumens, 70 LPW	6.5W x 1.25H	3.25	Dimmable. Wet indoor ceiling, damp indoor wall, damp outdoor ceiling. Item number with "B" signifies 24 count bulk pack.

Delivered Lumens shown. Measurements shown in inches. U.S. & Canada Patent Pending.

LED Downlights Generation I

Finish: White with Polycarbonate Diffuser

<p style="text-align: center;">2700K</p>  <p>A 43846 WHLED27 43846 WHLED27B</p>	<p style="text-align: center;">3000K</p>  <p>B 43846 WHLED30 43846 WHLED30B</p>	 <p>4146LED LED Retrofit for 43848, 43846</p>
<p style="text-align: center;">2700K/Small</p>  <p>C 43878 WHLED27</p>	<p style="text-align: center;">3000K/Small</p>  <p>D 43878 WHLED30</p>	 <p>4145LED LED Retrofit for 43878</p>

Kichler took the original small Generation I Low Profile LED Downlight and made it better. Offering the same domed diffuser and extending just 1.25" from the ceiling, the 43878 fixture now disperses 600 lumens of light and is T-24 compliant in all conditions. Damp rated for outdoor ceilings, this fixture is ideal for coastal environments. For installation efficiencies, the 43846 downlight is now available in 24-count bulk packs.

LED Downlights - Generation I

ITEM #	FINISH	LIGHT SOURCE	LED OUTPUT	DIMENSIONS	HCWO	NOTES
A	43846 WHLED27, WHLED27B	(1) 15W	2700K, 90 CRI, 850 Lumens, 57 LPW	7.5W x 1.25H	3.75	Dimmable. Wet indoor ceiling, damp indoor wall. Item number with "B" signifies 24 count bulk pack.
B	43846 WHLED30, WHLED30B	(1) 15W	3000K, 90 CRI, 850 Lumens, 57 LPW	7.5W x 1.25H	3.75	Dimmable. Wet indoor ceiling, damp indoor wall. Item number with "B" signifies 24 count bulk pack.
C	43878 WHLED27	(1) 11.5W *	2700K, 90 CRI, 600 Lumens, 54 LPW	6W x 1.25H	3	Dimmable. Wet indoor ceiling, damp indoor wall, damp outdoor ceiling.
D	43878 WHLED30	(1) 11.5W *	3000K, 90 CRI, 600 Lumens, 54 LPW	6W x 1.25H	3	Dimmable. Wet indoor ceiling, damp indoor wall, damp outdoor ceiling.

Measurements shown in inches. U.S. & Canada Patent Pending. Delivered Lumens shown. *Energy Star and Title 24 Designation in process. Refer to Kichler.com.























LED Downlights Generation II

Finish: Assorted with Polycarbonate Diffuser

<p>2700K</p>  <p>E 43848 NILED27 43848 OZLED27 43848 WHLED27</p>	<p>3000K</p>  <p>F 43848 NILED30 43848 OZLED30 43848 WHLED30</p>	 <p>4146LED LED Retrofit for 43848, 43846</p>
<p>2700K/Title 24</p>  <p>G 43848 NILED27T 43848 OZLED27T 43848 WHLED27T 43848 WHLED27TB</p>	<p>3000K/Title 24</p>  <p>H 43848 NILED30T 43848 OZLED30T 43848 WHLED30T 43848 WHLED30TB</p>	

The Kichler Low Profile LED Downlights – Generation II – feature a 7.5" total diameter to allow for recessed retrofit, but can also install in new construction utilizing any 3" or 4" ceiling J-box. The fixtures feature a domed diffuser to evenly disperse 1000 lumens of light, and extend just 1.25" from the ceiling. Offered in three finishes, these Low Profile LED Downlights are also available in a Title-24 compliant model (identified as those items with the T at the end).

LED Downlights - Generation II

ITEM #	FINISH	LIGHT SOURCE	LED OUTPUT	DIMENSIONS	HCWO	NOTES
E 43848	NILED27, OZLED27, WHLED27	(1) 15W   	2700K, 90 CRI, 1000 Lumens, 67 LPW	7.5W x 1.25H	3.75	  Dimmable. Wet indoor ceiling, damp indoor wall.
F 43848	NILED30, OZLED30, WHLED30	(1) 15W   	3000K, 90 CRI, 1000 Lumens, 67 LPW	7.5W x 1.25H	3.75	  Dimmable. Wet indoor ceiling, damp indoor wall.
G 43848	NILED27T, OZLED27T, WHLED27T, WHLED27TB	(1) 15W   	2700K, 90 CRI, 950 Lumens, 63 LPW	7.5W x 1.25H	3.75	   Dimmable. Wet indoor ceiling, damp indoor wall. Item number with "B" signifies 24 count bulk pack.
H 43848	NILED30T, OZLED30T, WHLED30T, WHLED30TB	(1) 15W   	3000K, 90 CRI, 950 Lumens, 63 LPW	7.5W x 1.25H	3.75	   Dimmable. Wet indoor ceiling, damp indoor wall. Item number with "B" signifies 24 count bulk pack.

Delivered Lumens shown. Measurements shown in inches. U.S. & Canada Patent Pending.

LED Ceiling

Long-life light emitting diodes (LED) provide an approximately 40,000-hour life span to L70 (70% initial lumens) – about 15 years of standard operation.

- True optics: pure white light and controlled beam spread with no fade or drop off of light
- High Color Rendering Index (CRI)
- Standard installation



A | 42380 NILEDR



A | 42380 OZLEDR



B | 42379 NILEDR



B | 42379 OZLEDR



C | 43883 NILEDR
Hatteras Bay™



C | 43883 OZLEDR
Hatteras Bay™



D | 8112 NILEDR



D | 8112 OZLEDR



E | 8116 NILEDR



E | 8116 OZLEDR
























































LED Ceiling

	ITEM #	FINISH	LIGHT SOURCE	LED OUTPUT	DIMENSIONS	NOTES
A	42380	NILEDR, OZLEDR	(1) 22W	3000K, 90 CRI, 1675 Lumens, 76 LPW	14W x 3.25H	Dimmable.
B	42379	NILEDR, OZLEDR	(1) 22W	3000K, 90 CRI, 1675 Lumens, 76 LPW	13.25W x 3.25H	Dimmable.
C	43883	NILEDR, OZLEDR	(1) 22W	3000K, 90 CRI, 1675 Lumens, 76 LPW	13.25W x 4.5H	Dimmable.
D	8112	NILEDR, OZLEDR	(1) 22W	3000K, 90 CRI, 1675 Lumens, 76 LPW	13.25W x 6H	Dimmable.
E	8116	NILEDR, OZLEDR	(1) 22W	3000K, 90 CRI, 1675 Lumens, 76 LPW	15.25W x 6.5H	Dimmable.

Measurements shown in inches. U.S. & Canada Patent Pending.



LED Ceiling

ITEM #	FINISH	LIGHT SOURCE	LED OUTPUT	DIMENSIONS	EXT.	HCWO	NOTES
F	10755 WHLED	(1) 15W  	3000K, 90 CRI, 1080 Lumens, 72 LPW	10.75W x 4H	4	5.5	   Dimmable. May be installed on wall or ceiling.
G	10760 WHLED	(1) 20W  	3000K, 90 CRI, 1470 Lumens, 74 LPW	14W x 4H	4	6.75	   Dimmable. May be installed on wall or ceiling.
H	10761 WHLED	(1) 25W  	3000K, 90 CRI, 1850 Lumens, 74 LPW	16W x 4.25H	4.25	8	  Dimmable. May be installed on wall or ceiling.
J	10885 NI, NILED	(1) 23W  	3000K, 90 CRI, 1070 Lumens, 47 LPW	13W x 4.25H	4.25	6.5	  Dimmable. May be installed on wall or ceiling.
K	10763 NILED	(1) 15W  	3000K, 90 CRI, 930 Lumens, 62 LPW	11.5W x 3H	3	5.75	   Dimmable. May be installed on wall or ceiling.
L	10764 NILED	(1) 23W  	3000K, 90 CRI, 1300 Lumens, 57 LPW	14.5W x 3.75H	3.75	7.25	   Dimmable. May be installed on wall or ceiling.
M	10765 NILED	(1) 34W  	3000K, 90 CRI, 1860 Lumens, 55 LPW	17.75W x 4.5H	4.5	8.75	 Dimmable. May be installed on wall or ceiling.
N	10886 NILED	(1) 34W  	3000K, 90 CRI, 1500 Lumens, 44 LPW	17.25W x 4.25H	4.25	8.75	  Dimmable. May be installed on wall or ceiling.
O	11302 CPLED, NILED	(1) 23W 	3000K, 90 CRI*	12W x 3.75H	3.75	6	  Dimmable. May be installed on wall or ceiling.
P	11303 CPLED, NILED	(1) 34W 	3000K, 90 CRI*	15W x 4.5H	4.5	7.5	  Dimmable. May be installed on wall or ceiling.
Q	10766 WHLED	(1) 15W  	3000K, 90 CRI, 1080 Lumens, 70 LPW	10.75W x 3.75H	3.75	5.5	   Dimmable. May be installed on wall or ceiling.
R	10767 WHLED	(1) 20W  	3000K, 90 CRI, 1450 Lumens, 73 LPW	13.5W x 3.75H	3.75	6.75	   Dimmable. May be installed on wall or ceiling.
S	10768 WHLED	(1) 25W  	3000K, 90 CRI, 1850 Lumens, 72 LPW	16W x 3.75H	3.75	8	  Dimmable. May be installed on wall or ceiling.

*Visit Kichler.com for recent performance and certification data. Measurements shown in inches. U.S. & Canada Patent Pending.

Avon LED Ceiling



Avon LED Ceiling

ITEM #	FINISH	LIGHT SOURCE	LED BULB OUTPUT	DIMENSIONS	EXT.	HCWO	NOTES
A 10784	NILED, OZLED	(1) 23W	3000K, 90 CRI, 1280 Lumens, 56 LPW	11.75W x 3.5H	3.5	6	Dimmable. May be installed on ceiling or wall.
B 10769	NILED, OZLED	(1) 34W	3000K, 90 CRI*	14W x 3.75H	3.88	7	Dimmable. May be installed on ceiling or wall.
C 10788	NILED, OZLED	(1) 48W	3000K, 90 CRI, 2060 Lumens, 43 LPW	24W x 4.75H	4.75	12	Dimmable. May be installed on ceiling or wall.
D 10786	NILED, OZLED	(1) 34W	3000K, 90 CRI, 1790 Lumens, 53 LPW	17.75W x 4.25H	4.25	8.75	Dimmable. May be installed on ceiling or wall.
E 10789	NILED, OZLED	(1) 53W	3000K, 90 CRI, 3390, 3675 Lumens, 73 LPW	18W x 4.75H x 32.5L	4.75	---	Dimmable. May be installed on wall.

Measurements shown in inches. U.S. & Canada Patent Pending. *Visit Kichler.com for recent performance and certification data.

LED Ceiling



G | 10303 WHLED



F | 10301 WHLED



H | 10315 WHLED



J | 11304 NILED

LED Ceiling

ITEM #	FINISH	LIGHT SOURCE	LED BULB OUTPUT	DIMENSIONS	NOTES
F	10301	WHLED	(1) 61W : 3000K, 90 CRI, 4350 Lumens, 78 LPW	10.25W x 3.25H x 51L	Dimmable.
G	10303	WHLED	(1) 81W : 3000K, 90 CRI, 5725 Lumens, 76 LPW	16W x 3.25H x 51L	Dimmable.
H	10315	WHLED	(1) 41W : 3000K, 90 CRI, 2800 Lumens, 72 LPW	7.5W x 2.5H x 48L	Dimmable.
J	11304	NILED	(2) 56W : 3000K, 90 CRI, 3400 Lumens, 68 LPW	11.5W x 4.75H x 49.25L	Dimmable. May be installed on ceiling or wall.

Measurements shown in inches. U.S. & Canada Patent Pending.

Ceiling



A | 44075 BK
Aldergate™



B | 44085 NI
Alkire™



B | 44085 OZ
Alkire™



C | 44107 NI
Amarena™



C | 44107 OZ
Amarena™



D | 44086 NI
Alkire™



D | 44086 OZ
Alkire™



E | 44108 NI
Amarena™



E | 44108 OZ
Amarena™



F | 45299 CH
Alton



F | 45299 NBR
Alton



G | 43309 CLP
Arlo



G | 43309 NBR
Arlo

Ceiling

	ITEM #	FINISH	LIGHT SOURCE	DIMENSIONS	OVRL. H	STEM TILT	EXTRA WIRE	CHAIN/STEM	NOTES
A	44075	BK	(3) 75W (M)	18W x 11.5H	49	---	70	36	Additional chain 4927 BK, additional stem 2999 BK. Sloped ceiling kit included.
B	44085	NI, OZ	(3) 75W (M) ✓	16.5W x 9.25H	9.2	---	---	---	
C	44107	NI, OZ	(2) 75W (M)	13.5W x 15.75H	54	90°	66	36	Additional stem 2997, 2999, 3036, 3048 NI, OZ. 16.5" height as flush mount.
D	44086	NI, OZ	(4) 75W (M) ✓	22W x 11H	11	---	---	---	
E	44108	NI, OZ	(3) 75W (M)	20W x 17H	55	90°	64	36	Additional stem 2999 NI, OZ. 17.75" height as flush mount.
F	45299	CH, NBR	(3) 75W (M) ✓	18.5W x 7.5H	---	---	---	---	
G	43309	CLP, NBR	(3) 100W (M)	15W x 15H	---	---	---	---	

Measurements shown in inches. U.S. & Canada Patent Pending.



H | 43669 NI
43669 NIL16
Aubrey™



H | 43669 OZ
43669 OZL16
Aubrey™



J | 43196 CH
Armstrong



J | 43196 NBR
Armstrong



K | 42593 PN
Belle



K | 42593 OZ
Belle



L | 44088 CH
Belmont



L | 44088 NI
Belmont



M | 42296 NI
Avery



M | 42296 OZ
Avery



N | 44089 CH
Belmont



N | 44089 NI
Belmont



O | 43293 BK
Bensimone™



P | 43813 SGD
Birkdale™

Ceiling

ITEM #	FINISH	LIGHT SOURCE	LED BULB OUTPUT	DIMENSIONS	NOTES
H	NI, OZ	(3) 100W (M)	---	15W x 13H	
H	43669 NIL16, OZL16	(3) 9W (M)	3000K, 80 CRI, 800 Lumens, 89 LPW	15W x 13H	
J	CH, NBR	(3) 100W (M)	---	15W x 5.75H	
K	PN, OZ	(3) 60W (C)	---	17W x 10.25H	
L	CH, NI	(2) 60W (M)	---	12.5W x 5.25H	
M	NI, OZ	(1) 100W (M)	---	9.75W x 10.75H	Dimmable.
N	CH, NI	(3) 60W (M)	---	15.5W x 5.75H	
O	BK	(2) 75W (M)	---	15.25W x 5.25H	
P	SGD	(3) 60W (C)	---	16.25W x 16.5H	

Measurements shown in inches. U.S. & Canada Patent Pending.

Ceiling



C | 43232 NI
Camerena™



C | 43232 OZ
Camerena™



A | 44197 MBK
Brooklyn



B | 43893 DBK
Brisbane



D | 42891 NI
Brinley™



D | 42891 OZ
Brinley™



F | 43567 OZ
Casilda™



G | 43903 AP
Davenport™



G | 43903 OZ
Davenport™



E | 42035 CH
Crystal Persuasion™



F | 43567 SGD
Casilda™



H | 43904 AP
Davenport™



H | 43904 OZ
Davenport™



“ This three light flush mounts gives a great impact on low ceilings. It's nice to have a flush mount with some style. ”

- jivejtc | Edmond, OK | Brinley 42891 NI

Ceiling

	ITEM #	FINISH	LIGHT SOURCE	DIMENSIONS	OVRL. H	STEM TILT	EXTRA WIRE	CHAIN/STEM	NOTES
A	44197	MBK	(3) 75W (M)	14W x 4.75H	43	90°	74	36	Dimmable. Additional stem 2999 MBK. 6.75" height with bulbs down. May be installed with glass up or down.
B	43893	DBK	(5) 60W (C) ✓	18W x 11H	---	---	---	---	
C	43232	NI, OZ	(3) 100W (M)	18W x 14.5H	---	---	---	---	
D	42891	NI, OZ	(3) 75W (M) ✓	11.75W x 8H	---	---	---	---	

Measurements shown in inches. U.S. & Canada Patent Pending.



J | 3623 NI
Dover™



J | 3623 OZ
Dover™



J | 3623 TZ
Dover™



K | 8065 NI
Dover™



L | 8064 NI
Dover™



L | 8064 TZ
Dover™



M | 43960 CLP
Dreyfus



M | 43960 OZ
Dreyfus



N | 44100 CLP
Grand Bank™



N | 44100 AUB
Grand Bank™















O | 44128 PN
Downtown Deco

Ceiling

	ITEM #	FINISH	LIGHT SOURCE	DIMENSIONS	OVRLL. H	STEM TILT	EXTRA WIRE	CHAIN/STEM	NOTES
E	42035	CH	(3) 100W (M)	15W x 11.5H	---	---	---	---	
F	43567	OZ, SGD	(3) 100W (M)	16W x 12.5H	---	---	---	---	
G	43903	AP, OZ	(1) 75W (M)	12W x 10.5H	49	90°	65	36	Ⓧ Additional stem 2999 AP, OZ.
H	43904	AP, OZ	(3) 75W (M)	17.75W x 12.75H	51	90°	64	36	Additional stem 2999 AP, OZ.
J	3623	NI, OZ, TZ	(3) 60W (M)	15.25W x 14H	---	---	---	---	
K	8065	NI	(3) 60W (M) ⚡	15.25W x 7.75H	---	---	---	---	
L	8064	NI, TZ	(2) 60W (M) ⚡	13.25W x 6.25H	---	---	---	---	
M	43960	CLP, OZ	(3) 100W (M)	16.5W x 12.5H	---	---	---	---	
N	44128	PN	(6) 60W (C)	21.5W x 10.75H	49	90°	67	36	Additional stem 2999 PN.
O	44100	AUB, CLP	(2) 75W (M)	12W x 7.25H	---	---	---	---	

Measurements shown in inches. U.S. & Canada Patent Pending.

Ceiling

 <p>A 8043 NI 8043 NIL16 Eileen™</p>	 <p>A 8043 OZS 8043 OZSL16 Eileen™</p>	 <p>B 3674 NI Hendrik™</p>	 <p>B 3674 OZ Hendrik™</p>
 <p>C 42563 BPT Granby™</p>	 <p>C 42563 OZ Granby™</p>	 <p>D 3677 NI Hendrik™</p>	 <p>D 3677 OZ Hendrik™</p>
 <p>E 44066 NI Harmony</p>	 <p>E 44066 OZ Harmony</p>	 <p>F 42306 CH Jardine</p>	 <p>G 42479 WMZ Krasi™</p>

Ceiling

	ITEM #	FINISH	LIGHT SOURCE	LED BULB OUTPUT	DIMENSIONS	NOTES
A	8043	NI, OZS	(1) 100W (M) ❖	---	5W x 6.25H	
A	8043	NIL16, OZSL16	(1) 9W (M) ⚡ ❖ ⚡	3000K, 80 CRI, 800 Lumens, LPW	5W x 6.25H	Dimmable.
B	3674	NI, OZ	(2) 60W (M)	---	15W x 10H	
C	42563	BPT, OZ	(3) 75W (M)	---	17.25W x 14H	
D	3677	NI, OZ	(4) 100W (M) ✓	---	24W x 12.25H	
E	44066	NI, OZ	(1) 75W (M)	---	10W x 12H	
F	42306	CH	(3) 60W (C)	---	15.5W x 10.75H	
G	42479	WMZ	(3) 60W (M) ❖	---	16W x 7.75H ⓘ	

Measurements shown in inches. U.S. & Canada Patent Pending.



H | 43926 NI
43926 NIL16
Joelson™



H | 43926 OZ
43926 OZL16
Joelson™



J | 42386 AP
Lacey™



J | 42386 MIZ
Lacey™



K | 42387 AP
Lacey™



K | 42387 MIZ
Lacey™



L | 42866 CLP
Lara™



L | 42866 SWZ
Lara™



M | 42399 AP
Lacey™



M | 42399 MIZ
Lacey™







N | 43512 NI
43512 NIL16
Keiran™



N | 43512 OZ
43512 OZL16
Keiran™

Ceiling

	ITEM #	FINISH	LIGHT SOURCE	LED BULB OUTPUT	DIMENSIONS	NOTES
H	43926	NI, OZ	(3) 75W (M)	---	14.25W x 11.75H	
H	43926	NIL16, OZL16	(3) 9W (M)  	3000K, 80 CRI, 800 Lumens, LPW	14.25W x 11.75H	Dimmable.
J	42386	AP, MIZ	(3) 100W (M)	---	15W x 10.75H	
K	42387	AP, MIZ	(4) 100W (M)	---	20W x 13H	
L	42866	CLP, SWZ	(2) 100W (M)	---	21.25W x 18.75H	
M	42399	AP, MIZ	(5) 100W (M)	---	28W x 15.25H	
N	43512	NI, OZ	(2) 75W (M)	---	15W x 13H	
N	43512	NIL16, OZL16	(2) 9W (M)  	3000K, 80 CRI, 800 Lumens, LPW	15W x 13H	

Measurements shown in inches. U.S. & Canada Patent Pending.

Ceiling



Ceiling

	ITEM #	FINISH	LIGHT SOURCE	LED BULB OUTPUT	DIMENSIONS	NOTES
A	42485	OZ	(3) 75W (M)	---	16W x 11H	
B	42486	OZ	(4) 100W (M)	---	22W x 13.5H	
C	42246	NI, OZ	(4) 100W (M)	---	20.5W x 10.75H	
D	42275	NI, OZ	(3) 60W (M) ✓	---	17.5W x 5.5H	
E	43169	NI, OZ	(2) 100W (M)	---	17.25W x 14.25H	
E	43169	NIL16, OZL16	(2) 9W (M) ⚡	3000K, 80 CRI, 800 Lumens, LPW	17.25W x 14.25H	
F	42276	NI, OZ	(4) 60W (M) ✦	---	20.5W x 5.5H	
G	42879	NI, OZ	(3) 100W (M)	---	16W x 13.25H	

Measurements shown in inches. U.S. & Canada Patent Pending.



H | 43675 NI
Shailene™



H | 43675 OZ
Shailene™



J | 43692 NI
Shailene™



J | 43692 OZ
Shailene™



K | 3606 AP
Olympia™



K | 3606 OZ
Olympia™



L | 43691 NI
Shailene™



L | 43691 OZ
Shailene™



M | 43693 NI
Shailene™



M | 43693 OZ
Shailene™



N | 43726 CH
Piper



N | 43726 ESP
Piper

Ceiling



	ITEM #	FINISH	LIGHT SOURCE	DIMENSIONS	NOTES
H	43675	NI, OZ	(3) 100W (M)	14W x 10H	
J	43692	NI, OZ	(3) 75W (M)	18W x 11.25H	
K	3606	AP, OZ	(3) 100W (M)	24W x 11.25H	
L	43691	NI, OZ	(3) 75W (M)	14W x 9.75H	
M	43693	NI, OZ	(3) 75W (M)	18W x 11H	
N	43726	CH, ESP	(3) 60W (C)	15W x 14.75H	

Measurements shown in inches. U.S. & Canada Patent Pending.

Ceiling

			
		A 43740 CLP Silberne™	A 43740 NBR Silberne™
			
		B 42900 NI 42900 NIL16 Tanglewood™	B 42900 OZ 42900 OZL16 Tanglewood™
			
	C 43154 AP Tallie™	C 43154 MIZ Tallie™	
			
D 43194 AP Tallie™	D 43194 MIZ Tallie™	E 44033 NI Winslow	E 44033 OZ Winslow

Ceiling

	ITEM #	FINISH	LIGHT SOURCE	LED BULB OUTPUT	DIMENSIONS	NOTES
A	43740	CLP, NBR	(3) 60W (M)	---	18W x 10H	
B	42900	NI, OZ	(2) 100W (M)	---	16W x 13H	
B	42900	NIL16, OZL16	(2) 9W (M)  	3000K, 80 CRI, 800 Lumens, LPW	16W x 13H	
C	43154	AP, MIZ	(2) 100W (M)	---	13.5W x 11.5H	
D	43194	AP, MIZ	(3) 100W (M)	---	18W x 11.75H	
E	44033	NI, OZ	(1) 75W (M)	---	8.5W x 10.5H	

Measurements shown in inches. U.S. & Canada Patent Pending.



G | 3718 NI



H | 3122 NI



H | 3122 NIA



H | 3122 TZ



J | 3620 NI



K | 3627 NI



K | 3627 OZ



L | 7003 NI



M | 42025 NI



M | 42025 OZ

Ceiling

	ITEM #	FINISH	LIGHT SOURCE	DIMENSIONS	NOTES
G	3718	NI	(2) 100W (M)	13W x 10.5H	
H	3122	NI, NIA, TZ	(3) 100W (M)	15W x 9.75H	
J	3620	NI	(2) 100W (M) ❖	13.5W x 7.25H	
K	3627	NI, OZ	(3) 100W (M) ❖	15.5W x 7.75H	
L	7003	NI	(2) 60W (M) ❖	13W x 4.5H	
M	42025	NI, OZ	(4) 100W (M)	23.25W x 10H	

Measurements shown in inches. U.S. & Canada Patent Pending.

Ceiling



A | 8108 NI



B | 8109 NI



C | 8110 NI



A | 8108 OZ



B | 8109 OZ



C | 8110 OZ



A | 8108 TZ



B | 8109 TZ



C | 8110 TZ

Ceiling

	ITEM #	FINISH	LIGHT SOURCE	DIMENSIONS	NOTES
A	8108	NI, OZ, TZ	(2) 60W (M) ❖	11.25W x 6.25H	
B	8109	NI, OZ, TZ	(2) 60W (M) ❖	13.25W x 6H	
C	8110	NI, OZ, TZ	(3) 60W (M) ✓	15.25W x 7H	

Measurements shown in inches. U.S. & Canada Patent Pending.



D | 8655 NI



E | 8654 NI



F | 8653 NI



F | 8653 SC



D | 8655 TZ



E | 8654 TZ



F | 8653 TZ



G | 8407 NI



H | 8406 NI



J | 8405 NI



K | 8404 NI



J | 8405 TZ

Ceiling

	ITEM #	FINISH	LIGHT SOURCE	DIMENSIONS	NOTES
D	8655	NI, TZ	(3) 60W (M) ❖	15.25W x 6.25H	
E	8654	NI, TZ	(2) 60W (M) ❖	13.25W x 5.5H	
F	8653	NI, TZ, SC	(2) 60W (M) ❖	11.5W x 6H	
G	8407	NI	(5) 75W (M) ❖	25W x 9.5H	
H	8406	NI	(3) 60W (M) ✓	17W x 6.5H	
J	8405	NI, TZ	(2) 75W (M) ❖	15W x 6H	
K	8404	NI	(1) 100W (M)	12W x 6.25H	

Measurements shown in inches. U.S. & Canada Patent Pending.

Ceiling



A | 8111 CH



B | 8112 CH



C | 8116 CH



A | 8111 NI



B | 8112 NI



C | 8116 NI



A | 8111 OZ



B | 8112 OZ



C | 8116 OZ



A | 8111 WH



B | 8112 WH



C | 8116 WH

Ceiling

	ITEM #	FINISH	LIGHT SOURCE	DIMENSIONS	NOTES
A	8111	CH, NI, OZ, WH	(2) 60W (M) ✦	11.25W x 6.25H	
B	8112	CH, NI, OZ, WH	(2) 60W (M) ✦	13.25W x 6H	
C	8116	CH, NI, OZ, WH	(3) 60W (M) ✓	15.25W x 6.5H	

Measurements shown in inches. U.S. & Canada Patent Pending.



Ceiling

ITEM #	FINISH	LIGHT SOURCE	DIMENSIONS	NOTES
D	NI, OZ, WH	(1) 60W (M) ✓	7.5W x 5H	
E	NI, OZ, WH	(2) 60W (M) ❖	9W x 5H	
F	NI	(1) 60W (M) ✓	7.5W x 5H	
G	NI	(2) 60W (M) ❖	9.25W x 5.5H	
H	WH	(1) 100W (M)	9W x 5H	
J	WH	(2) 75W (M) ❖	12W x 6.75H	
K	WH	(1) 75W (M) ✓	5.75W x 7H	
L	WH	(2) 60W (M) ✓	12W x 5.5H	
M	WH	(2) 60W (M) ❖	9.25W x 4.75H	

Measurements shown in inches. U.S. & Canada Patent Pending.

Ceiling

		 <p>A 8880 NI</p>	 <p>B 8882 NI</p>
	 <p>C 8881 NI 8881 NIL16</p>	 <p>C 8881 OZ 8881 OZL16</p>	 <p>C 8881 WH 8881 WHL16</p>

Ceiling

ITEM #	FINISH	LIGHT SOURCE	LED BULB OUTPUT	DIMENSIONS	NOTES
A	8880 NI	(1) 75W (M) ❖	---	10W x 4.25H	ⓓ
B	8882 NI	(2) 75W (M) ❖	---	16.5W x 5.5H	ⓓ
C	8881 NI, OZ, WH	(1) 100W (M) ❖	---	14W x 4.75H	ⓓ
C	8881 NIL16, OZL16, WHL16	(1) 9W (M) Ⓢ ❖ Ⓢ	3000K, 80 CRI, 800 Lumens, LPW	14W x 4.75H	ⓓ Dimmable.

Measurements shown in inches. U.S. & Canada Patent Pending.



D | 10824 CP



E | 10827 NI



E | 10827 OZ



F | 10828 NI



F | 10828 OZ



G | 10879 NI



G | 10879 OZ

Oval Shape

Ceiling

	ITEM #	FINISH	LIGHT SOURCE	DIMENSIONS	NOTES
D	10824	CP	(3) 18W (GU24)	21.5W x 6.5H	Ⓧ Ⓣ
E	10827	NI, OZ	(2) 26W (G24Q) Ⓧ ✓	16W x 3.25H	Ⓧ Ⓣ
F	10828	NI, OZ	(3) 26W (G24Q) Ⓧ ✓	24W x 4.75H	Ⓧ Ⓣ
G	10879	NI, OZ	(2) 36W (2G11) Ⓧ ✦	18.25W x 4.5H x 32.5L	Ⓧ Ⓣ

Measurements shown in inches. U.S. & Canada Patent Pending.

Ceiling



A | 10425 BA
Pira™



B | 10802 SI
Pavillion™



C | 10847 OZ
Chella™



C | 10847 SI
Chella™

Ceiling

	ITEM #	FINISH	LIGHT SOURCE	DIMENSIONS	NOTES
A	10425	BA	(2) 32W (BIPI) ❖	10.25W x 3.75H x 50L	ⓓ (T2)
B	10802	SI	(4) 32W (BIPI) ❖	16.25W x 5H x 52.25L	ⓓ (T2)
C	10847	SI, OZ	(4) 32W (BIPI)	20W x 11.5H x 54L	(T2)

Measurements shown in inches. U.S. & Canada Patent Pending.



D | 10315 WH



E | 10301 WH



F | 10303 WH

Ceiling

	ITEM #	FINISH	LIGHT SOURCE	DIMENSIONS	NOTES
D	10315	WH	(2) 32W (BIPI)	9W x 3H x 48L	Clear Prismatic Diffuser.
E	10301	WH	(2) 32W (BIPI)	11.25W x 4.75H x 50L	White Architectural Acrylic Diffuser.
F	10303	WH	(4) 32W (BIPI)	16.75W x 5H x 51.5L	White Architectural Acrylic Diffuser.

Measurements shown in inches. U.S. & Canada Patent Pending.

Directional Rail Lights



A | 10326 NI



B | 7772 NI
Hendrik™



B | 7772 OZ
Hendrik™



C | 42589 BK
Solstice



D | 42164 AP
Ballamy™

Directional Rail Lights

ITEM #	FINISH	LIGHT SOURCE	LED OUTPUT	DIMENSIONS	STEM TILT	EXT.	HCWO	NOTES
A	10326	NI	(4) 25W 2700K, 80 CRI, 1000 Lumens, 40 LPW	35.25W x 11.5H x 35.25L	---	10.5	3	Dimmable. 90° vertical rotation, 330° horizontal rotation. May be installed on ceiling or wall.
B	7772	NI, OZ	(4) 50W (GU10)	5W x 8.25H x 30L	90°	6.25	4	Ⓧ May be installed on ceiling or wall.
C	42589	BK	(4) 50W (GU10)	4W x 8.25H x 32L	---	6.25	2.25	Ⓧ May be installed on ceiling or wall, vertically or horizontally.
D	42164	AP	(4) 50W (GU10)	5.5W x 8.75H x 34.25L	---	7.5	2.75	Ⓧ 90° vertical rotation, 330° horizontal rotation. May be installed on ceiling or wall.

Measurements shown in inches. U.S. & Canada Patent Pending: C.



E | 42439 OZ
Sayre™



F | 7050 OZ
Hatteras Bay™



F | 7050 PN
Hatteras Bay™



G | 7704 OZ
Hatteras Bay™



G | 7704 PN
Hatteras Bay™

Adjustable
Lights



Directional Rail Lights

ITEM #	FINISH	LIGHT SOURCE	DIMENSIONS	STEM TILT	EXT.	HCWO	NOTES
E	42439 OZ	(3) 50W (GU10) ✓	6W x 9.75H x 24L	---	9.75	3	Ⓟ 90° vertical rotation, 330° horizontal rotation. May be installed on ceiling or wall, vertically or horizontally.
F	7050 OZ, PN	(3) 50W (GU10) ✓	5.5W x 11.25H x 22.75L	90°	7.5	6	Ⓟ 90° vertical rotation, 330° horizontal rotation. May be installed on ceiling or wall.
G	7704 OZ, PN	(4) 50W (GU10) ✓	5.5W x 11.25H x 31.25L	90°	7.5	6	Ⓟ 90° vertical rotation, 330° horizontal rotation. May be installed on ceiling or wall.

Measurements shown in inches. U.S. & Canada Patent Pending.



Wall Sconces

Versatile and Vertical

The items on your walls say a lot about you. Minimalistic paintings? A collage of family photos? One dynamic print? Why not bring out the beauty in them all with a statement-making sconce (or two). Unique in design and uncommon in personality, Kichler sconces offer the scale and proportion needed to bring attention to a room without overtaking it. Flanking a picture or doorway...adorning a home theatre's every wall... or simply guiding you down a hallway: each fixture is a work of art all on its own.



LED Wall Sconces

Kichler® LED lighting exceeds the standards for reliability and beauty.

- Long-life light emitting diodes (LED) provide approximately 40,000-hour life span to L70 (70% initial lumens) - about 15 years of standard operation
- True optics: pure white light and controlled beam spread with no fade or drop off of light
- High Color Rendering Index (CRI)
- Standard installation



A | 10630 PNLED
Arcola™ LED



B | 42372 NILED
Vego LED



C | 10438 NCHLED
Santiago LED



D | 10439 NCHLED
Santiago LED



E | 45686 NBRLED
Indeco™ LED



E | 45686 PNLED
Indeco™ LED



F | 42500 PNLED
Jewel LED



G | 10620 NILED
Nobu LED



H | 10421 SNLED
Rigel LED

LED Wall Sconces

ITEM #	FINISH	LIGHT SOURCE	LED OUTPUT	DIMENSIONS	EXT.	HCWO	NOTES	
A	10630	PNLED	(1) 16W	3000K, 90 CRI, 770 Lumens, 49 LPW	15W x 5.5H	4	2.75	Dimmable.
B	42372	NILED	(1) 20W	3000K, 90 CRI, 300 Lumens, 15 LPW	5W x 12H	3	6	Dimmable. May be installed vertically or horizontally.
C	10438	NCHLED	(1) 8W	3000K, 90 CRI, 420 Lumens, 58 LPW	5.5W x 14.25H	3.75	5.25	Dimmable.
D	10439	NCHLED	(1) 16W	3000K, 90 CRI, 880 Lumens, 55 LPW	11W x 14.25H	3.75	5.25	Dimmable.
E	45686	NBRLED, PNLED	(1) 16W	3000K, 90 CRI, 1090 Lumens, 68 LPW	5W x 14.5H	3.75	12	Dimmable. May be installed with glass up or down. May be installed vertically or horizontally.
F	42500	PNLED	(1) 20W	3000K, 90 CRI, 225 Lumens, 12 LPW	6.5W x 20H	3.75	6	Dimmable. May be installed with glass up or down.
G	10620	NILED	(1) 16W	3000K, 90 CRI, 790 Lumens, 51 LPW	13W x 9.5H	4	5	Dimmable.
H	10421	SNLED	(1) 16W	3000K, 90 CRI, 910 Lumens, 57 LPW	12W x 10H	4	5	Dimmable.
J	11315	NILED, OZLED	(2) 22W	3000K, 90 CRI, 1380 Lumens, 63 LPW	7W x 16H	3.75	8	Dimmable.
K	11319	NILED, OZLED	(1) 15W	3000K, 90 CRI, 960 Lumens, 66 LPW	9.5W x 10.75H	3.75	5.25	Dimmable.

Measurements shown in inches. U.S. & Canada Patent Pending.



J | **11315 NILED**
Pro Solutions LED



J | **11315 OZLED**
Pro Solutions LED



K | **11319 NILED**
Pro Solutions LED



K | **11319 OZLED**
Pro Solutions LED



L | **44162 CLPLED**
Serene LED



L | **44162 NBRLED**
Serene LED



M | **45656 CHLED**
Trinsic™ LED



N | **45876 PNLED**
Bordeaux LED



O | **10795 NILED**
LED



P | **10797 NILED**
LED



Q | **10790 NILED**
LED



Q | **10790 OZLED**
LED



R | **11131 AZTLED**
LED



S | **11132 AZTLED**
LED



T | **11134 AZTLED**
LED



U | **11135 AZTLED**
LED

LED Wall Sconces

ITEM #	FINISH	LIGHT SOURCE	LED OUTPUT	DIMENSIONS	EXT.	HCWO	NOTES
L	44162 CLPLED, NBRLED	(1) 16W	3000K, 90 CRI, Lumens, LPW	6.5W x 17H	3.5	7.25	Dimmable.
M	45656 CHLED	(1) 30W	3000K, 90 CRI, 400 Lumens, 13 LPW	4.5W x 12H x 3.5L	3.5	---	
N	45876 PNLED	(1) 15.5W	3000K, 90 CRI, 465 Lumens, 60 LPW	4.5W x 13.75H	3.75	10.25	May be installed vertically or horizontally.
O	10795 NILED	(1) 16W	3000K, 90 CRI, 910 Lumens, 58 LPW	11W x 11.75H	4	6	Dimmable.
P	10797 NILED	(1) 16W	3000K, 90 CRI, 870 Lumens, 55 LPW	8.25W x 8H	3.5	4.75	Dimmable.
Q	10790 NILED, OZLED	(1) 15W	3000K, 90 CRI, 900 Lumens, 60 LPW	11.75W x 6H	3.5	2.5	Dimmable.
R	11131 AZTLED	(1) 15W	3000K, 90 CRI, 840 Lumens, 56 LPW	9W x 2.75H	2.75	4.5	Dimmable. May be installed on wall or ceiling.
S	11132 AZTLED	(1) 23W	3000K, 90 CRI, 1220 Lumens, 53 LPW	11W x 3H	3	5.5	Dimmable. May be installed on wall or ceiling.
T	11134 AZTLED	(1) 15W	3000K, 90 CRI, 740 Lumens, 49 LPW	9W x 3.25H	3.25	4.5	Dimmable. May be installed on wall or ceiling.
U	11135 AZTLED	(1) 23W	3000K, 90 CRI, 1060 Lumens, 46 LPW	11W x 3.5H	3.5	5.5	Dimmable. May be installed on wall or ceiling.

Measurements shown in inches. U.S. & Canada Patent Pending.

LED Wall Sconces



A | **49798 BKTLED**
Ashton LED
Indoor/Outdoor Wall



B | **49799 BKTLED**
Ashton LED
Indoor/Outdoor Wall



C | **49800 BKTLED**
Ashton LED
Indoor/Outdoor Wall



D | **49436 AZ**
Cesyra™ LED
Indoor/Outdoor Wall



E | **49437 AZ**
Cesyra™ LED
Indoor/Outdoor Wall



F | **49557 AZLED**
Dahlia LED
Indoor/Outdoor Wall



G | **49558 AZLED**
Dahlia LED
Indoor/Outdoor Wall

LED Wall Sconces

ITEM #	FINISH	LIGHT SOURCE	LED OUTPUT	DIMENSIONS	EXT.	HCWO	NOTES	
A	49798	BKTLED	(1) 50W	3000K, 90 CRI, 525 Lumens, 42 LPW	5W x 12H	3	6	Dimmable.
B	49799	BKTLED	(4) 41W	3000K, 90 CRI, 1675 Lumens, 40 LPW	8.25W x 15H	3	10	Dimmable.
C	49800	BKTLED	(4) 50W	3000K, 90 CRI, 2125 Lumens, 42 LPW	10W x 24H	3	12	Dimmable.
D	49436	AZ	(1) 25W	3000K, 80 CRI, 550 Lumens, 22 LPW	6W x 18H	4.75	9	
E	49437	AZ	(1) 30W	3000K, 80 CRI, 775 Lumens, 27 LPW	6W x 24H	4.75	12	
F	49557	AZLED	(2) 40W	3000K, 90 CRI, 650 Lumens, 16 LPW	8W x 18.75H	4	10	Dimmable.
G	49558	AZLED	(2) 60W	3000K, 90 CRI, 875 Lumens, 15 LPW	8W x 25.25H	4	13.25	Dimmable.

Measurements shown in inches. U.S. & Canada Patent Pending.



H | **49779 OZLED**
Empire LED
Indoor/Outdoor Wall



J | **49780 OZLED**
Empire LED
Indoor/Outdoor Wall



M | **49802 PLLED**
Rettangolo LED
Indoor/Outdoor Wall



N | **49803 PLLED**
Rettangolo LED
Indoor/Outdoor Wall



K | **49297 BKTLED**
Manhattan LED
Indoor/Outdoor Wall



L | **49298 BKTLED**
Manhattan LED
Indoor/Outdoor Wall



M | **49802 BKTLED**
Rettangolo LED
Indoor/Outdoor Wall




N | **49803 BKTLED**
Rettangolo LED
Indoor/Outdoor Wall

LED Wall Sconces

ITEM #	FINISH	LIGHT SOURCE	LED OUTPUT	DIMENSIONS	EXT.	HCWO	NOTES	
H	49779	OZLED	(2) 57.5W	3000K, 90 CRI, 350 Lumens, 7 LPW	4.75W x 20H	3	10	Dimmable.
J	49780	OZLED	(2) 69.8W	3000K, 90 CRI, 450 Lumens, 8 LPW	6W x 22.25H	4	11.25	Dimmable.
K	49297	BKTLED	(1) 12.5W	3000K, 90 CRI, 438 Lumens, 44 LPW	5.25W x 16H	3.75	8	Dimmable.
L	49298	BKTLED	(2) 20.5W	3000K, 90 CRI, 610 Lumens, 30 LPW	7W x 22H	3.75	11	Dimmable.
M	49802	BKTLED, PLLED	(1) 25W	3000K, 90 CRI, 375 Lumens, 20 LPW	8.25W x 19H	4	9.5	Dimmable.
N	49803	BKTLED, PLLED	(1) 25W	3000K, 90 CRI, 475 Lumens, 22 LPW	9.5W x 24H	4	12	Dimmable.

Measurements shown in inches. U.S. & Canada Patent Pending.

LED Wall Sconces



LED Wall Sconces

	ITEM #	FINISH	LIGHT SOURCE	LED OUTPUT	DIMENSIONS	EXT.	HCWO	NOTES
A	49492	AZ, PL, SBK	(1) 16W	3000K, 80 CRI, 450 Lumens, 28 LPW	6W x 12.25H	4	6.25	
B	49434	AZ, PL, SBK	(1) 30W	3000K, 80 CRI, 800 Lumens, 28 LPW	6W x 18.25H	4	9.25	
C	49435	AZ, PL, SBK	(1) 30W	3000K, 80 CRI, 825 Lumens, 28 LPW	6W x 24.25H	4	12.25	

Measurements shown in inches. U.S. & Canada Patent Pending.



D | **49945 BKTLED**
River Path™ LED
Indoor/Outdoor Wall



E | **49946 BKTLED**
River Path™ LED
Indoor/Outdoor Wall



F | **49785 BKLED**
Rockbridge™ LED
Indoor/Outdoor Wall



H | **49278 PLLED**
Wesley LED
Indoor/Outdoor Wall



J | **49279 PLLED**
Wesley LED
Indoor/Outdoor Wall



D | **49945 OZLED**
River Path™ LED
Indoor/Outdoor Wall



E | **49946 OZLED**
River Path™ LED
Indoor/Outdoor Wall



G | **49786 BKLED**
Rockbridge™ LED
Indoor/Outdoor Wall



H | **49278 AZTLED**
Wesley LED
Indoor/Outdoor Wall



J | **49279 AZTLED**
Wesley LED
Indoor/Outdoor Wall

LED Wall Sconces

	ITEM #	FINISH	LIGHT SOURCE	LED OUTPUT	DIMENSIONS	EXT.	HCWO	NOTES
D	49945	BKTLED, OZLED	(1) 7.5W	3000K, 90 CRI, 150 Lumens, 22 LPW	5.5W x 17.5H	4.5	8.5	Dimmable.
E	49946	BKTLED, OZLED	(2) 15W	3000K, 90 CRI, 425 Lumens, 28 LPW	5.5W x 23H	4.5	8.75	Dimmable.
F	49785	BKLED	(2) 30W	3000K, 90 CRI, 450 Lumens, 15 LPW	7W x 16.25H	4.5	8	Dimmable.
G	49786	BKLED	(2) 50W	3000K, 90 CRI, 650 Lumens, 13 LPW	9W x 20.75H	4.5	10.5	Dimmable.
H	49278	AZTLED, PLLED	(1) 8W	3000K, 90 CRI, Lumens, LPW	7W x 7.5H	4	3.75	Dimmable. See kichler.com for updates.
J	49279	AZTLED, PLLED	(2) 16W	3000K, 90 CRI, Lumens, LPW	7W x 14H	4	7	Dimmable. See kichler.com for updates.

Measurements shown in inches. U.S. & Canada Patent Pending.

Wall Sconces



A | 43586 AVI
Ahrendale™



B | 43363 NBR
Alden



C | 45295 CH
Alton



C | 45295 NBR
Alton



D | 43195 CH
Armstrong



D | 43195 NBR
Armstrong



E | 45861 CH
Archer



F | 45374 CH
45374 CHL16
Armida™



F | 45374 NI
45374 NIL16
Armida™

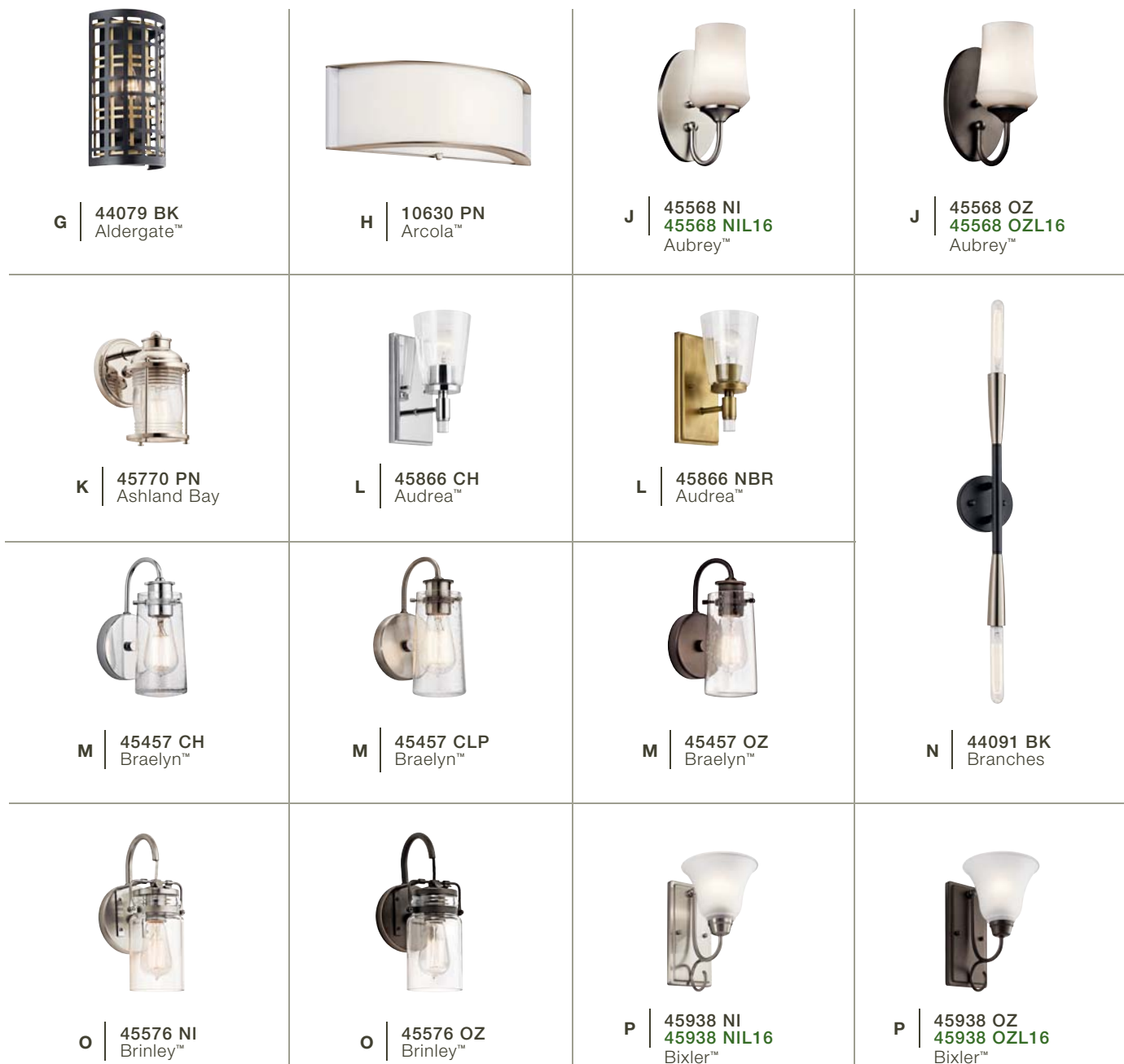


F | 45374 OZ
45374 OZL16
Armida™

Wall Sconces

	ITEM #	FINISH	LIGHT SOURCE	LED BULB OUTPUT	DIMENSIONS	EXT.	HCWO	NOTES
A	43586	AVI	(1) 60W (C)	---	7.5W x 10H	3.75	4	Ⓧ Ⓛ
B	43363	NBR	(1) 60W (C)	---	5W x 11.5H	5.25	3.75	
C	45295	CH, NBR	(1) 100W (M)	---	5W x 22H	7.5	10.25	Ⓧ May be installed with glass up or down.
D	43195	CH, NBR	(2) 60W (M)	---	16.75W x 5H	4.25	2.5	Ⓧ May be installed on wall or ceiling, vertically or horizontally.
E	45861	CH	(1) 75W (M)	---	6W x 9.25H	5.5	5.75	Ⓧ May be installed with glass up or down.
F	45374	CH, NI, OZ	(1) 100W (M)	---	5W x 10.75H	7	7	Ⓧ May be installed with glass up or down.
F	45374	CHL16, NIL16, OZL16	(1) 9W (M) Ⓡ Ⓛ	3000K, 80 CRI, 800 Lumens, LPW	5W x 10.75H	7.25	7	Ⓧ Dimmable.

Measurements shown in inches. U.S. & Canada Patent Pending.



Wall Sconces

ITEM #	FINISH	LIGHT SOURCE	LED BULB OUTPUT	DIMENSIONS	EXT.	HCWO	NOTES
G	44079 BK	(2) 60W (C) ✓	---	7.5W x 12H	3.75	6	Ⓧ Ⓡ
H	10630 PN	(1) 18W (GU24)	---	15W x 5.5H	4	2.5	Ⓧ Ⓡ
J	45568 NI, OZ	(1) 100W (M)	---	5.5W x 10.75H	7.25	5.5	Ⓧ May be installed with glass up or down.
J	45568 NIL16, OZL16	(1) 9W (M) Ⓡ Ⓡ	3000K, 80 CRI, 800 Lumens, LPW	5.5W x 10.75H	7.25	5.5	Ⓧ May be installed with glass up or down.
K	45770 PN	(1) 100W (M)	---	5W x 8H	6.5	2.5	Ⓧ
L	45866 CH, NBR	(1) 75W (M)	---	4.75W x 10H	6.25	4.5	Ⓧ May be installed with glass up or down.
M	45457 CH, CLP, OZ	(1) 60W (M)	---	5W x 9.5H	5.75	6	Ⓧ
N	44091 BK	(2) 60W (M)	---	4.75W x 20.75H	4	10.5	Ⓧ May be installed on wall or ceiling, vertically or horizontally.
O	45576 NI, OZ	(1) 100W (M)	---	5W x 11.5H	6.25	6	Ⓧ
P	45938 NI, OZ	(1) 100W (M)	---	6.5W x 10.75H	8.75	5	Ⓧ May be installed with glass up or down.
P	45938 NIL16, OZL16	(1) 9W (M) Ⓡ Ⓡ	3000K, 80 CRI, 800 Lumens, LPW	6.5W x 10.75H	8.75	5	Ⓧ Dimmable. May be installed with glass up or down.

Measurements shown in inches. U.S. & Canada Patent Pending.

Wall Sconces



A | 45421 NI
Camerena™



A | 45421 OZ
Camerena™



C | 6144 NI
Circolo



C | 6144 OZ
Circolo



B | 43894 DBK
Brisbane



E | 43777 AVI
Cahoon™



F | 44015 WZC
Chalkboard Wall Sconce

Capability to Hard Wire
or Plug Into Wall Outlet



D | 45117 NI
Calleigh™

Wall Sconces

ITEM #	FINISH	LIGHT SOURCE	DIMENSIONS	EXT.	HCWO	NOTES
A	45421 NI, OZ	(1) 100W (M)	6W x 12.5H	8.75	8.5	ⓓ May be installed with glass up or down.
B	43894 DBK	(2) 60W (C)	18.25W x 18H	8	9.5	
C	6144 NI, OZ	(1) 60W (M)	4.5W x 10H	6	5	ⓓ
D	45117 NI	(1) 100W (M)	6W x 8H	7.25	4.5	ⓓ May be installed with glass up or down.
E	43777 AVI	(2) 60W (C) ✓	8.5W x 18H	5.25	9	ⓓ
F	44015 WZC	(1) 40W (M)	12.5W x 24H	9	14.5	

Measurements shown in inches. U.S. & Canada Patent Pending.



Wall Sconces



A | 43570 SGD
Casilda™



A | 43570 OZ
Casilda™



B | 45896 NI
Clare



C | 45943 OZ
Clyde



D | 43787 PN
City Loft™



E | 43756 AUB
Cirrus™



F | 42028 CH
Crystal Persuasion™



G | 43436 CLP
Colerne™



G | 43436 AUB
Colerne™



H | 42175 CH
Crystal Skye™



J | 45495 CH
Crosby



J | 45495 NI
Crosby



J | 45495 OZ
Crosby

Wall Sconces

	ITEM #	FINISH	LIGHT SOURCE	DIMENSIONS	EXT.	HCWO	NOTES
A	43570	OZ, SGD	(1) 100W (M)	13.5W x 16H	8.25	7.5	
B	45896	NI	(1) 75W (M)	5W x 7.25H	5.75	3.7	Ⓧ May be installed with glass up or down.
C	45943	OZ	(1) 75W (M)	7.5W x 7.25H	8.25	2.5	Ⓧ
D	43787	PN	(1) 100W (M)	5.5W x 17.25H	5	13.75	Ⓧ
E	43756	AUB	(2) 60W (M) ✓	7.5W x 12H	5.5	6	
F	42028	CH	(1) 60W (C)	8.5W x 9H	7.5	4.75	
G	43436	AUB, CLP	(1) 100W (M)	8.75W x 14.75H	9.5	7.25	Ⓧ
H	42175	CH	(2) 50W (G9) Ⓧ	6.5W x 11H	4	5.5	Ⓧ
J	45495	CH, NI, OZ	(1) 100W (M)	4.5W x 9.25H	6.25	5.75	Ⓧ May be installed with glass up or down.

Measurements shown in inches. U.S. & Canada Patent Pending.



K | 45926 CLP
Dalwood™



L | 6719 NI
Dover™



L | 6719 TZ
Dover™



M | 45390 CH
Greenbrier™



N | 42942 CLP
City Lights™



O | 42203 NBR
Doncaster



P | 5096 NI
5096 NIL16
Eileen™



P | 5096 OZ
5096 OZL16
Eileen™



Q | 45871 CLP
Flagship™



S | 43698 PN
Eloise



R | 45358 CH
Granby™



R | 45358 BPT
Granby™



R | 45358 OZ
Granby™

Wall Sconces

ITEM #	FINISH	LIGHT SOURCE	LED BULB OUTPUT	DIMENSIONS	EXT.	HCWO	NOTES
K	CLP	(1) 75W (M)	---	5.5W x 8.25H	5.75	4.25	Ⓧ May be installed with glass up or down.
L	NI, TZ	(1) 100W (M)	---	6.25W x 6.5H	6.75	4.25	Ⓧ May be installed with glass up or down.
M	CH	(1) 100W (M)	---	5.5W x 10.25H	6.5	4.5	Ⓧ May be installed with glass up or down.
N	CLP	(2) 50W (G9) Ⓡ	---	15.5W x 16H	4.5	7.25	Ⓧ
O	NBR	(3) 40W (C)	---	6.25W x 23H	3.25	10.5	Ⓧ Ⓡ May be installed with glass up or down.
P	NI, OZ	(1) 100W (M)	---	4.5W x 10.75H	7	5.75	Ⓧ May be installed with glass up or down.
P	5096 NIL16, OZL16	(1) 9W (M) Ⓡ Ⓢ 3000K, 80 CRI, 800 Lumens, LPW	---	4.5W x 10.75H	7	5.75	Ⓧ Dimmable. May be installed with glass up or down.
Q	CLP	(1) 75W (M)	---	5W x 9.5H	7	2.5	Ⓧ
R	BPT, CH, OZ	(1) 100W (M)	---	5.75W x 14H	7.5	7	Ⓧ May be installed with glass up or down.
S	PN	(1) 60W (C)	---	4.5W x 17.25H	6	6	Ⓧ

Measurements shown in inches. U.S. & Canada Patent Pending.

Wall Sconces



A | 43603 WZC
Industrial Cage



B | 43889 BK
Imahn™



C | 5076 CH
Hendrik™



C | 5076 NI
Hendrik™



C | 5076 OZ
Hendrik™



D | 44149 CLP
Karlee



E | 45580 CH
Jasper



E | 45580 NBR
Jasper



F | 45637 NI
45637 NIL16
Jolie



F | 45637 OZ
45637 OZL16
Jolie



G | 43879 CLPLED
Empire



G | 43879 NBRLED
Empire

Wall Sconces

	ITEM #	FINISH	LIGHT SOURCE	LED BULB OUTPUT	DIMENSIONS	EXT.	HCWO	NOTES
A	43603	WZC	(1) 100W (M)	---	5.5W x 12.25H	7.25	9.75	Ⓧ
B	43889	BK	(1) 100W (M)	---	6.75W x 12H	4	5.75	Ⓧ
C	5076	CH, NI, OZ	(1) 100W (M)	---	5W x 12H	8	6	Ⓧ May be installed with glass up or down.
D	44149	CLP	(2) 60W (C)	---	11W x 15H	7	7	Ⓧ
E	45580	CH, NBR	(1) 50W (G9) Ⓡ	---	4.5W x 11.5H	5.75	5.75	Ⓧ May be installed with glass up or down.
F	45637	NI, OZ	(1) 100W (M)	---	5W x 9H	6.25	4.25	Ⓧ May be installed with glass up or down.
F	45637	NIL16, OZL16	(1) 9W (M) Ⓡ Ⓢ	3000K, 80 CRI, 800 Lumens, LPW	5W x 9H	6.25	4.25	Ⓧ Dimmable. May be installed with glass up or down.
G	43879	CLPLED, NBRLED	(2) 50W Ⓡ Ⓢ	3000K, 90 CRI, 375 Lumens, 8 LPW	4.75W x 20H	3.25	10	Ⓧ Ⓡ Ⓢ Dimmable. May be installed vertically or horizontally.

Measurements shown in inches. U.S. & Canada Patent Pending.



H | 45921 NI
45921 NIL16
Joelson™



H | 45921 OZ
45921 OZL16
Joelson™



J | 43415 CLP
Jillian



J | 43415 NBR
Jillian



K | 42126 CLP
Kayde™



K | 42126 OZ
Kayde™



L | 45504 NI
45504 NIL16
Keiran™



L | 45504 OZ
45504 OZL16
Keiran™



M | 45362 CLP
Lara™



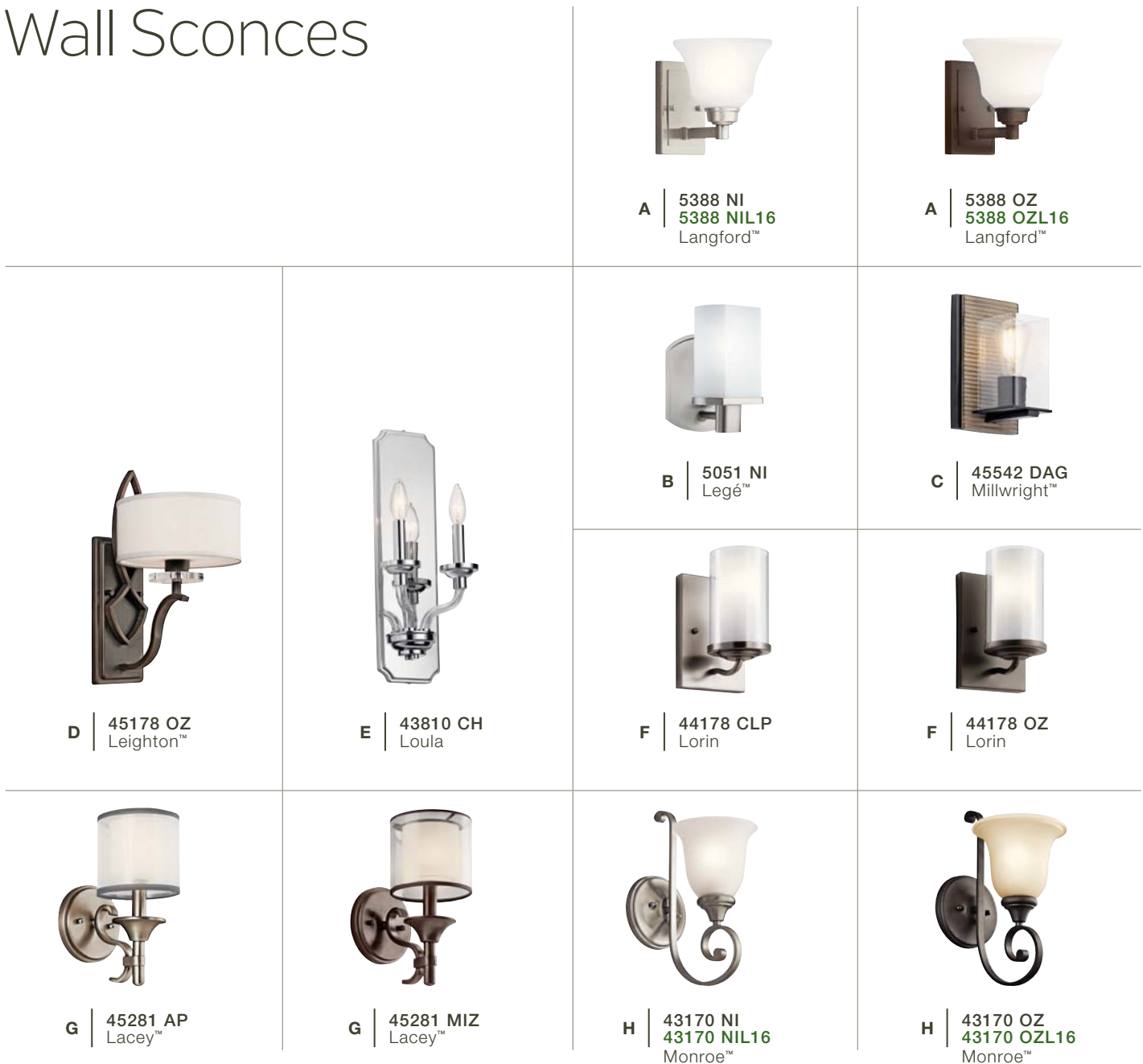
M | 45362 SWZ
Lara™

Wall Sconces

ITEM #	FINISH	LIGHT SOURCE	LED BULB OUTPUT	DIMENSIONS	EXT.	HCWO	NOTES
H 45921	NI, OZ	(1) 100W (M)	---	5W x 18.25H	5.25	9	Ⓧ May be installed with glass up or down.
H 45921	NIL16, OZL16	(1) 9W (M) Ⓧ Ⓡ	3000K, 80 CRI, 800 Lumens, LPW	5W x 18.25H	5.25	9	Ⓧ Dimmable. May be installed with glass up or down.
J 43415	CLP, NBR	(1) 100W (M)	---	6W x 23.25H	6.75	11.75	Ⓧ
K 42126	CLP, OZ	(1) 100W (M)	---	4.75W x 12.5H	5.75	8	Ⓧ
L 45504	NI, OZ	(1) 100W (M)	---	6W x 8.5H	9.25	3.25	Ⓧ May be installed with glass up or down.
L 45504	NIL16, OZL16	(1) 9W (M) Ⓧ Ⓡ	3000K, 80 CRI, 800 Lumens, LPW	5.75W x 8.5H	9.25	3.25	Ⓧ May be installed with glass up or down.
M 45362	CLP, SWZ	(1) 60W (C)	---	4.75W x 16.25H	6	9.25	Ⓧ

Measurements shown in inches. U.S. & Canada Patent Pending.

Wall Sconces



Wall Sconces

	ITEM #	FINISH	LIGHT SOURCE	LED BULB OUTPUT	DIMENSIONS	EXT.	HCWO	NOTES
A	5388	NI, OZ	(1) 100W (M)	---	7.25W x 7.75H	8.25	4.5	Ⓚ May be installed with glass up or down.
A	5388	NIL16, OZL16	(1) 9W (M)	3000K, 80 CRI, 800 Lumens, LPW	7.25W x 7.75H	8.25	4.5	Ⓚ May be installed with glass up or down.
B	5051	NI	(1) 100W (M)	---	4.75W x 8H	5	3.75	Ⓚ May be installed with glass up or down.
C	45542	DAG	(1) 100W (M)	---	5.5W x 9H	5	4.5	Ⓚ May be installed with glass up or down.
D	45178	OZ	(1) 60W (C)	---	8W x 14.75H	9.75	8.5	
E	43810	CH	(2) 60W (C)	---	7.75W x 18H	5	9	Ⓚ
F	44178	CLP, OZ	(1) 60W (C)	---	4.5W x 7.75H	5.25	4.25	Ⓚ
G	45281	AP, MIZ	(1) 60W (C)	---	5W x 10.75H	7	6.25	Ⓚ
H	43170	NI, OZ	(1) 100W (M)	---	6W x 14H	9.25	8	Ⓚ May be installed with glass up or down.
H	43170	NIL16, OZL16	(1) 9W (M)	3000K, 80 CRI, 800 Lumens, LPW	6W x 14H	9.25	8	Ⓚ May be installed with glass up or down.

Measurements shown in inches. U.S. & Canada Patent Pending.



J | 45095 NI
Nadine



K | 10620 NI
Nobu™



L | 43375 CLP
Mona



L | 43375 NBR
Mona



M | 45131 TRZ
Marchesa™



N | 43989 NI
Melrose



O | 45881 NI
Nicholson™



O | 45881 OZ
Nicholson™



P | 45590 AP
Niles



P | 45590 OZ
Niles



Q | 45500 CH
O'Hara



R | 5367 CH
Pocolona™

Wall Sconces

	ITEM #	FINISH	LIGHT SOURCE	DIMENSIONS	EXT.	HCWO	NOTES
J	45095	NI	(1) 100W (M)	5.25W x 9.25H	6.75	3.25	Ⓧ Ⓡ May be installed with glass up or down.
K	10620	NI	(2) 13W (G24Q) Ⓡ	13W x 9.5H	4	5	Ⓧ Ⓡ
L	43375	CLP, NBR	(2) 50W (G9) Ⓡ ✓	6.5W x 22H	3.75	9	Ⓧ Ⓡ
M	45131	TRZ	(1) 60W (M) ✓	12.75W x 15H	6.75	3.25	Ⓧ
N	43989	NI	(1) 60W (C)	5W x 15H	4	11.5	Ⓧ
O	45881	NI, OZ	(1) 100W (M)	6W x 10H	8.5	5	Ⓧ May be installed with glass up or down.
P	45590	AP, OZ	(1) 100W (M)	5.5W x 10H	7.25	3.25	Ⓧ May be installed with glass up or down.
Q	45500	CH	(1) 50W (G9) Ⓡ	5W x 6.5H	5.25	4	Ⓧ May be installed with glass up or down.
R	5367	CH	(1) 100W (M)	5.5W x 9H	7.5	5.25	Ⓧ May be installed with glass up or down.

Measurements shown in inches. U.S. & Canada Patent Pending.


Wall Sconces



Wall Sconces

	ITEM #	FINISH	LIGHT SOURCE	DIMENSIONS	EXT.	HCWO	NOTES
A	43727	CH, ESP	(2) 60W (C)	8W x 12.25H	4	4.75	
B	42634	CH	(1) 60W (C)	6.75W x 15.5H	8.5	10.25	Ⓚ
C	43305	NI, OZ	(1) 50W (G9) Ⓚ	5W x 9.5H	3.75	4.25	Ⓚ Ⓛ
D	42896	CH	(1) 60W (C)	4.25W x 18H	8.75	13.75	Ⓚ
E	45905	CH	(1) 75W (M)	5W x 9H	6.25	2.5	Ⓚ May be installed with glass up or down.
F	45395	CH	(1) 100W (M)	6.25W x 8H	7.25	3.5	Ⓚ May be installed with glass up or down.
G	10421	SN	(1) 18W (GU24)	12W x 10H	4	5	Ⓚ Ⓛ
H	43476	SGD	(1) 60W (C)	6.75W x 20.5H	5.25	10.25	Ⓚ
J	44157	PG	(2) 60W (C)	7W x 13.75H	4.25	5.5	Ⓚ

Measurements shown in inches. U.S. & Canada Patent Pending.



Wall Sconces

ITEM #	FINISH	LIGHT SOURCE	LED BULB OUTPUT	DIMENSIONS	EXT.	HCWO	NOTES
K	45572 CH, NI, OZ	(1) 100W (M)	---	5W x 8.25H	6	4.75	Ⓟ May be installed with glass up or down.
L	45627 PN	(1) 100W (M)	---	5W x 12H	6	6	Ⓟ May be installed with glass up or down.
M	10438 NCH	(1) 13W (PLFL) ⚡	---	5.5W x 14.25H	3.75	5.25	Ⓟ Ⓡ Ⓢ
N	10439 NCH	(2) 13W (PLFL) ⚡	---	11W x 14.25H	3.75	5.25	Ⓟ Ⓡ Ⓢ
O	6963 NI	(1) 100W (MNCN) Ⓡ	---	9W x 7.5H	10.5	2.5	Ⓟ
P	6016 MBZ	(1) 100W (M)	---	4.5W x 20.25H	6.75	10.25	Ⓟ May be installed with glass up or down.
Q	45449 AP, MIZ	(1) 60W (C)	---	5W x 7.5H	6.5	3.75	Ⓟ
R	45901 NI, OZ	(1) 100W (M)	---	6W x 9.25H	8.5	5.25	Ⓟ May be installed with glass up or down.
R	45901 NIL16, OZL16	(1) 9W (M) ⚡ Ⓡ	3000K, 80 CRI, 800 Lumens, LPW	6W x 9.25H	8.5	5.25	Ⓟ May be installed with glass up or down.
S	45888 NI, OZ	(1) 75W (M)	---	5W x 12.5H	6.5	6.5	Ⓟ May be installed with glass up or down.

Measurements shown in inches. U.S. & Canada Patent Pending.

Wall Sconces



A | 5991 CH, NI
Telford™



A | 5991 OZ
Telford™



C | 43427 NBR
Theo



D | 43716 PN
Titus



B | 45149 CH
Tully™



B | 45149 AP
Tully™



E | 44070 NI
Vara



E | 44070 DBK
Vara



F | 45745 CLP
Waverly



F | 45745 NBR
Waverly



G | 45595 AP
Versailles



G | 45595 OZ
Versailles

Wall Sconces

ITEM #	FINISH	LIGHT SOURCE	DIMENSIONS	EXT.	HCWO	NOTES
A	5991 CH, NI, OZ	(1) 100W (M)	7.25W x 12H	9	6	Ⓧ May be installed with glass up or down.
B	45149 AP, CH	(1) 100W (M)	5W x 6.5H	6.75	2.5	Ⓧ May be installed with glass up or down.
C	43427 NBR	(1) 100W (M)	6W x 23.25H	6	11.25	Ⓧ
D	43716 PN	(1) 60W (C)	6W x 12H	4	6	Ⓧ
E	44070 NI, DBK	(1) 60W (C)	4.5W x 14.5H	7.5	6.25	Ⓧ
F	45745 CLP, NBR	(1) 100W (M)	7W x 11.5H	9.25	7	Ⓧ May be installed with glass up or down.
G	45595 AP, OZ	(1) 100W (M)	5W x 9.5H	7.75	6	Ⓧ May be installed with glass up or down.

Measurements shown in inches. U.S. & Canada Patent Pending.



Wall Sconces

	ITEM #	FINISH	LIGHT SOURCE	DIMENSIONS	EXTRA WIRE	EXT.	HCWO	NOTES
H	45910	NI, OZ	(1) 75W (M)	4.75W x 9.25H	---	6.5	7	ⓓ May be installed with glass up or down.
J	5294	NI, OZ	(1) 100W (M)	6W x 7.5H	---	8.5	3.5	ⓓ May be installed with glass up or down.
K	5359	NI	(1) 100W (M)	4.75W x 9H	---	6	4.5	ⓓ May be installed with glass up or down.
L	6521	NI	(1) 100W (M) ✓	6W x 10H	6	4	6	ⓓ
M	6520	NI, OZ	(1) 75W (M)	6W x 8H	4	4	4	ⓓ
N	10670	NI	(2) 13W (GU24) ⓓ	5W x 16.5H	---	3.75	8.25	ⓓ Ⓡ Ⓢ Ⓣ May be installed vertically or horizontally.
O	6121	CH, NI	(1) 100W (M)	5W x 8.75H	---	7.75	5.75	ⓓ May be installed with glass up or down.
P	5334	CHS, NIS	(1) 100W (M)	5.25W x 8H	---	8	4.25	ⓓ May be installed with glass up or down.

Measurements shown in inches. U.S. & Canada Patent Pending.

Mirrors



A | 41096 NI
Eileen™



B | 41071 NI
Hendrik™



B | 41071 OZ
Hendrik™



C | 41122 DAG
Millwright™



C | 41122 RGB
Millwright™



D | 41067 CH
Pocelona™



E | 41056 NI
Structures™



F | 41011 CH



F | 41011 NI



F | 41011 OZ

Mirrors

	ITEM #	FINISH	DIMENSIONS	EXT.	NOTES
A	41096	NI	26.5W x 39H	1	Mirror size: 22" x 34.25".
B	41071	NI, OZ	24W x 30H	1	Mirror size: 20.25" x 26.25".
C	41122	DAG, RGB	24W x 30H	1.25	May be installed vertically or horizontally.
D	41067	CH	24W x 30H	2.25	Mirror size: 19.75" x 25.75".
E	41056	NI	24W x 30H	0.75	Mirror size: 21.75" x 28.75".
F	41011	CH, NI, OZ	24W x 30H	1.5	Mirror size: 20.5" x 27". May be installed vertically or horizontally.

Measurements shown in inches. U.S. & Canada Patent Pending.



Bath & Vanity

Personal & Welcoming

Putting on makeup, brushing your teeth, unwinding at the end of the day. No room is more personal than the bath. Why not light it accordingly? From urban styles to traditional looks, our Bath & Vanity Collection has a lighting family ready to complement any style and enhance any task. Choose streamlined or embellished profiles, glistening crystal silhouettes or rich matte black options. Each offers a seemingly endless choice of lighting configurations that allows you to enjoy all the chaos of life beautifully.



Indeco™ LED

Finish: Polished Nickel
Glass: Satin Etched White



A | 45686 PNLED
Wall Sconce
ADA Compliant



B | 45685 PNLED
Multi-Directional
ADA Compliant

Features



Mounts Vertically
or Horizontally

Indeco™ LED

	ITEM #	FINISH	LIGHT SOURCE	LED OUTPUT	DIMENSIONS	EXT.	HCWO	NOTES
A	45686	PNLED	(1) 16W	3000K, 90 CRI, 1090 Lumens, 68 LPW	5W x 14.5H	3.75	12	Dimmable. May be installed with glass up or down, vertically or horizontally.
B	45685	PNLED	(2) 31W	3000K, 90 CRI, 1915 Lumens, 61 LPW	27W x 5H	3.75	2.5	Dimmable. May be installed vertically or horizontally.

Measurements shown in inches. U.S. & Canada Patent Pending.




Indeco™ LED

Finish: Natural Brass
Glass: Satin Etched White



A | **45686 NBRLED**
Wall Sconce
ADA Compliant



B | **45685 NBRLED**
Multi-Directional
ADA Compliant

Features



Mounts Vertically
or Horizontally



“Gorgeous! Easy to install, and aesthetically beautiful. The lighting provides perfect ambiance, and a unique look. I was able to put the Indeco Linear up without assistance. Kichler makes quality.”

- HCCD | San Diego, CA | Indeco™ LED 45685 NBRLED

Indeco™ LED

ITEM #	FINISH	LIGHT SOURCE	LED OUTPUT	DIMENSIONS	EXT.	HCWO	NOTES
A 45686	NBRLED	(1) 16W	3000K, 90 CRI, 1090 Lumens, 68 LPW	5W x 14.5H	3.75	12	Dimmable. May be installed with glass up or down. May be installed vertically or horizontally.
B 45685	NBRLED	(2) 31W	3000K, 90 CRI, 1915 Lumens, 61 LPW	27W x 5H	3.75	2.5	Dimmable. May be installed vertically or horizontally.

Measurements shown in inches. U.S. & Canada Patent Pending.

Bordeaux™ LED

Finish: Polished Nickel
Glass: Satin Etched White



A | **45876 PNLED**
Multi-Directional
ADA Compliant



B | **45877 PNLED**
Multi-Directional
ADA Compliant



C | **45878 PNLED**
Multi-Directional
ADA Compliant

Features



Mounts Vertically or Horizontally

Bordeaux™ LED

ITEM #	FINISH	LIGHT SOURCE	LED OUTPUT	DIMENSIONS	EXT.	HCWO	NOTES	
A	45876	PNLED	(1) 15.5W	3000K, 90 CRI, 465 Lumens, 60 LPW	4.5W x 13.75H	3.75	10.25	Dimmable. May be installed vertically or horizontally.
B	45877	PNLED	(2) 23W	3000K, 90 CRI, 1551 Lumens, 66 LPW	22W x 4.5H	3.75	2.25	Dimmable. May be installed vertically or horizontally.
C	45878	PNLED	(3) 38.5W	3000K, 90 CRI, 2499 Lumens, 64 LPW	32W x 4.5H	3.75	2.25	Dimmable. May be installed vertically or horizontally.

Measurements shown in inches. U.S. & Canada Patent Pending.

Landi LED

Finish: Chrome
Glass: White Opal



A | **45617 CHLED**
ADA Compliant



B | **45618 CHLED**
ADA Compliant

Features



Mounts Vertically or Horizontally

Landi LED

	ITEM #	FINISH	LIGHT SOURCE	LED OUTPUT	DIMENSIONS	EXT.	HCWO	NOTES
A	45617	CHLED	(2) 60W	3000K, 90 CRI, 1050 Lumens, 15 LPW	24W x 5H	2.75	2.5	Dimmable. May be installed vertically or horizontally.
B	45618	CHLED	(3) 90W	3000K, 90 CRI, 1350 Lumens, 17 LPW	36W x 5H	2.75	2.5	Dimmable. May be installed vertically or horizontally.

Measurements shown in inches. U.S. & Canada Patent Pending. © These devices comply with Title 47 of the FCC Regulations.

Trinsic™ LED

Finish: Chrome
Glass: Satin Etched White



A | 45657 CHLED
ADA Compliant



C | 45656 CHLED
Wall Sconce
ADA Compliant



B | 45658 CHLED
ADA Compliant


Trinsic™ LED

	ITEM #	FINISH	LIGHT SOURCE	LED OUTPUT	DIMENSIONS	EXT.	HCWO	NOTES
A	45657	CHLED	(2) 23W	3000K, 90 CRI, 1551 Lumens, 66 LPW	22W x 4.5H	3.5	2.25	Dimmable. May be installed vertically or horizontally.
B	45658	CHLED	(3) 38.5W	3000K, 90 CRI, 2499 Lumens, 64 LPW	32W x 4.5H	3.5	2.25	Dimmable. May be installed vertically or horizontally.
C	45656	CHLED	(1) 30W	3000K, 90 CRI, 400 Lumens, 13 LPW	4.5W x 12H	3.5	8.75	Dimmable.


© These devices comply with Title 47 of the FCC Regulations. Measurements shown in inches. U.S. & Canada Patent Pending.

Amira™ LED


Finish: Chrome
Glass: Satin Etched White



A | **45682 CHLED**
Multi-Directional
ADA Compliant



B | **45683 CHLED**
Multi-Directional
ADA Compliant



Amira™ LED

	ITEM #	FINISH	LIGHT SOURCE	LED OUTPUT	DIMENSIONS	EXT.	HCWO	NOTES
A	45682	CHLED	(2) 31W	3000K, 90 CRI, 1650 Lumens, 53 LPW	24.75W x 5H	3.25	2.5	Dimmable. May be installed vertically or horizontally.
B	45683	CHLED	(4) 46W	3000K, 90 CRI, 2470 Lumens, 53 LPW	36.5W x 5H	3.25	2.5	Dimmable. May be installed vertically or horizontally.

Measurements shown in inches. U.S. & Canada Patent Pending.

Freeport™ LED

Finish: Polished Nickel
Glass: Etched Linear Textured



A | **45087 PNLED**
Multi-Directional




B | **42091 PNLED**
Multi-Directional










C | **45088 PNLED**
Multi-Directional

Features



Mounts Vertically or Horizontally

Freeport™ LED

ITEM #	FINISH	LIGHT SOURCE	LED OUTPUT	DIMENSIONS	EXT.	HCWO	NOTES	
A	45087	PNLED	(1) 30W  ✓	3000K, 90 CRI, 600 Lumens, 20 LPW	22W x 5H	3.75	2.5	  Dimmable. May be installed vertically or horizontally.
B	42091	PNLED	(2) 50W  ✓	3000K, 90 CRI, 1300 Lumens, 26 LPW	28W x 5H	4.75	2.5	 Dimmable. May be installed vertically or horizontally.
C	45088	PNLED	(2) 60W  ✓	3000K, 90 CRI, 1100 Lumens, 18 LPW	36W x 5H	4.25	2.5	 Dimmable. May be installed vertically or horizontally.

© These devices comply with Title 47 of the FCC Regulations. Measurements shown in inches. U.S. & Canada Patent Pending.

Impello™ LED

Finish: Chrome
Glass: Satin Etched White



A | 45801 CHLED
ADA Compliant



B | 45838 CHLED
ADA Compliant



C | 45839 CHLED
ADA Compliant

Features

Mounts Vertically or Horizontally

Impello™ LED

	ITEM #	FINISH	LIGHT SOURCE	LED OUTPUT	DIMENSIONS	EXT.	HCWO	NOTES
A	45801	CHLED	(1) 20W	3000K, 90 CRI, 900 Lumens, 45 LPW	18.25W x 5.5H	3.5	2.75	Dimmable. May be installed vertically or horizontally.
B	45838	CHLED	(1) 25W	3000K, 90 CRI, 1200 Lumens, 46 LPW	24.25W x 5.5H	3.5	2.75	Dimmable. May be installed vertically or horizontally.
C	45839	CHLED	(1) 30W	3000K, 90 CRI, 1275 Lumens, 43 LPW	30.25W x 5.5H	3.5	2.75	Dimmable. May be installed vertically or horizontally.

Measurements shown in inches. U.S. & Canada Patent Pending. © These devices comply with Title 47 of the FCC Regulations.

Impello™ LED

Finish: Olde Bronze®
Glass: Satin Etched White




A | 45838 OZLED
ADA Compliant











B | 45839 OZLED
ADA Compliant

Features



Mounts Vertically or Horizontally

Impello™ LED

	ITEM #	FINISH	LIGHT SOURCE	LED OUTPUT	DIMENSIONS	EXT.	HCWO	NOTES
A	45838	OZLED	(1) 25W 	3000K, 90 CRI, 1200 Lumens, 46 LPW	24.25W x 5.5H	3.5	2.75	   Dimmable. May be installed vertically or horizontally.
B	45839	OZLED	(1) 30W 	3000K, 90 CRI, 1275 Lumens, 43 LPW	30.25W x 5.5H	3.5	2.75	   Dimmable. May be installed vertically or horizontally.

© These devices comply with Title 47 of the FCC Regulations. Measurements shown in inches. U.S. & Canada Patent Pending.

Empire LED

Finish: Classic Pewter
Glass: Satin Etched White



A | **43879 CLPLED**
Multi-Directional
ADA Compliant



B | **43880 CLPLED**
Multi-Directional
ADA Compliant

Features

Mounts Vertically or Horizontally

Empire LED

	ITEM #	FINISH	LIGHT SOURCE	LED OUTPUT	DIMENSIONS	EXT.	HCWO	NOTES
A	43879	CLPLED	(2) 50W	3000K, 90 CRI, 375 Lumens, 8 LPW	4.75W x 20H	3.25	10	Dimmable. May be installed vertically or horizontally.
B	43880	CLPLED	(2) 60W	3000K, 90 CRI, 375 Lumens, 6 LPW	4.75W x 24H	3.25	12	Dimmable. May be installed vertically or horizontally.

Measurements shown in inches. U.S. & Canada Patent Pending. © These devices comply with Title 47 of the FCC Regulations.

Empire LED

Finish: Natural Brass
Glass: Satin Etched White



A | **43879 NBRLED**
Multi-Directional
ADA Compliant



B | **43880 NBRLED**
Multi-Directional
ADA Compliant

Features



Mounts Vertically or Horizontally

Empire LED

	ITEM #	FINISH	LIGHT SOURCE	LED OUTPUT	DIMENSIONS	EXT.	HCWO	NOTES
A	43879	NBRLED	(2) 50W	3000K, 90 CRI, 375 Lumens, 8 LPW	4.75W x 20H	3.25	10	Dimmable. May be installed vertically or horizontally.
B	43880	NBRLED	(2) 60W	3000K, 90 CRI, 375 Lumens, 6 LPW	4.75W x 24H	3.25	12	Dimmable. May be installed vertically or horizontally.

© These devices comply with Title 47 of the FCC Regulations. Measurements shown in inches. U.S. & Canada Patent Pending.

Cambria LED

Finish: Brushed Nickel
Glass: Satin Etched White




A | **45680 NILED**
Multi-Directional
ADA Compliant









B | **45679 NILED**
Multi-Directional
ADA Compliant

Features



Mounts Vertically or
Horizontally

Cambria LED

	ITEM #	FINISH	LIGHT SOURCE	LED OUTPUT	DIMENSIONS	EXT.	HCWO	NOTES
A	45680	NILED	(4) 46W 	3000K, 90 CRI, 2470 Lumens, 53 LPW	38.5W x 5H	3.5	2.5	  Dimmable. May be installed vertically or horizontally.
B	45679	NILED	(2) 31W 	3000K, 90 CRI, 1650 Lumens, 53 LPW	26.5W x 5H	3.5	2.5	  Dimmable. May be installed vertically or horizontally.

Measurements shown in inches. U.S. & Canada Patent Pending.

Cambria LED

Finish: Chrome
Glass: Satin Etched White




A | **45680 CHLED**
Multi-Directional
ADA Compliant











B | **45679 CHLED**
Multi-Directional
ADA Compliant

Features



Mounts Vertically or Horizontally

Cambria LED

ITEM #	FINISH	LIGHT SOURCE	LED OUTPUT	DIMENSIONS	EXT.	HCWO	NOTES
A	45680	CHLED	(4) 46W   : 3000K, 90 CRI, 2470 Lumens, 53 LPW	38.5W x 5H	3.5	2.5	  Dimmable. May be installed vertically or horizontally.
B	45679	CHLED	(2) 31W   : 3000K, 90 CRI, 1650 Lumens, 53 LPW	26.5W x 5H	3.5	2.5	  Dimmable. May be installed vertically or horizontally.

Measurements shown in inches. U.S. & Canada Patent Pending.

Jasper

Finish: Chrome
Glass: Satin Etched Cased Opal



B | 45581 CH




A | 45580 CH
Wall Sconce



C | 45582 CH



D | 45583 CH



Features



Mounts Up or Down

Jasper

ITEM #	FINISH	LIGHT SOURCE	DIMENSIONS	EXT.	HCWO	NOTES	
A	45580	CH	(1) 50W (G9)	4.5W x 11.5H	5.75	5.75	May be installed with glass up or down.
B	45581	CH	(2) 50W (G9)	16.5W x 7.75H	6	5.5	May be installed with glass up or down.
C	45582	CH	(3) 50W (G9)	24.5W x 7.75H	6	5.5	May be installed with glass up or down.
D	45583	CH	(4) 50W (G9)	32.25W x 7.5H	6	5.5	May be installed with glass up or down.

Measurements shown in inches. U.S. & Canada Patent Pending.

Jasper

Finish: Natural Brass
Glass: Satin Etched Cased Opal



A | 45581 NBR



B | 45582 NBR



D | 45580 NBR
Wall Sconce



C | 45583 NBR

Features



Mounts Up or Down

Jasper

	ITEM #	FINISH	LIGHT SOURCE	DIMENSIONS	EXT.	HCWO	NOTES
A	45581	NBR	(2) 50W (G9)	16.5W x 7.75H	6	5.5	May be installed with glass up or down.
B	45582	NBR	(3) 50W (G9)	24.5W x 7.75H	6	5.5	May be installed with glass up or down.
C	45583	NBR	(4) 50W (G9)	32.25W x 7.5H	6	5.5	May be installed with glass up or down.
D	45580	NBR	(1) 50W (G9)	4.5W x 11.5H	5.75	5.75	May be installed with glass up or down.

Measurements shown in inches. U.S. & Canada Patent Pending.

Reese

Finish: Chrome
Glass: Clear Seeded



B | 45396 CH



A | 45395 CH
Wall Sconce



C | 45397 CH



D | 45398 CH

Features



Mounts Up or Down

Reese

	ITEM #	FINISH	LIGHT SOURCE	DIMENSIONS	EXT.	HCWO	NOTES
A	45395	CH	(1) 100W (M)	6.25W x 8H	7.25	4.5	Ⓧ May be installed with glass up or down.
B	45396	CH	(2) 100W (M)	14.75W x 8H	7.25	4.5	Ⓧ May be installed with glass up or down.
C	45397	CH	(3) 100W (M)	24W x 8H	7.25	4.5	Ⓧ May be installed with glass up or down.
D	45398	CH	(4) 100W (M)	33.25W x 8H	7.25	4.5	Ⓧ May be installed with glass up or down.

Measurements shown in inches. U.S. & Canada Patent Pending.

Como™

Finish: Chrome
Glass: Satin Etched with Clear Outer Panel



A | 45172 CH



B | 45173 CH

Features



Mounts Up or Down

Como™

	ITEM #	FINISH	LIGHT SOURCE	DIMENSIONS	EXT.	HCWO	NOTES
A	45172	CH	(3) 50W (G9)	21.75W x 5.5H	4.5	3	May be installed with glass up or down.
B	45173	CH	(4) 50W (G9)	27.75W x 5.5H	4.5	3	May be installed with glass up or down.

Measurements shown in inches. U.S. & Canada Patent Pending.

Archer

Finish: Chrome
Glass: Clear with Frit Inside



B | 45862 CH




A | 45861 CH
Wall Sconce



C | 45863 CH



D | 45864 CH



Archer

ITEM #	FINISH	LIGHT SOURCE	DIMENSIONS	EXT.	HCWO	NOTES	
A	45861	CH	(1) 75W (M)	6W x 9.25H	5.5	3.5	Ⓧ May be installed with glass up or down.
B	45862	CH	(2) 75W (M)	15.25W x 8.25H	5.5	2.5	Ⓧ May be installed with glass up or down.
C	45863	CH	(3) 75W (M)	24.25W x 8.25H	5.5	2.5	Ⓧ May be installed with glass up or down.
D	45864	CH	(4) 75W (M)	33.25W x 8.25H	5.5	2.5	Ⓧ May be installed with glass up or down.

Measurements shown in inches. U.S. & Canada Patent Pending.

Greenbrier™

Finish: Chrome
Glass: Clear Seeded



A | 45391 CH



B | 45392 CH



D | 45390 CH
Wall Sconce



C | 45393 CH

Features



Mounts Up or Down

Vintage Filament Bulb



4071 CLR

Greenbrier™

ITEM #	FINISH	LIGHT SOURCE	DIMENSIONS	EXT.	HCWO	NOTES
A	CH	(2) 100W (M)	14.25W x 10.25H	6.5	4.5	Ⓧ May be installed with glass up or down.
B	CH	(3) 100W (M)	23.75W x 10.25H	6.5	4.5	Ⓧ May be installed with glass up or down.
C	CH	(4) 100W (M)	33.25W x 10.25H	6.5	4.5	Ⓧ May be installed with glass up or down.
D	CH	(1) 100W (M)	5.5W x 10.25H	6.5	4.5	Ⓧ May be installed with glass up or down.

Measurements shown in inches. U.S. & Canada Patent Pending.

Jardine

Finish: Chrome

Glass: Satin Etched with Crystal Accents



A | 45291 CH
Multi-Directional



B | 45293 CH
Multi-Directional

Coordinating



42391 CH

Features



Mounts Vertically or Horizontally

Jardine

	ITEM #	FINISH	LIGHT SOURCE	DIMENSIONS	EXT.	HCWO	NOTES
A	45291	CH	(2) 50W (G9)	25W x 4.5H	4.25	2.25	Ⓧ May be installed vertically or horizontally.
B	45293	CH	(4) 50W (G9)	36.5W x 4.5H	4.25	2.25	Ⓧ May be installed vertically or horizontally.

Measurements shown in inches. U.S. & Canada Patent Pending.

Crescent View™

Finish: Brushed Nickel
Glass: Satin Etched Cased Opal



A | 45218 NI



B | 45220 NI

Coordinating



41011 NI

Features



Mounts Vertically or Horizontally

Crescent View™

	ITEM #	FINISH	LIGHT SOURCE	DIMENSIONS	EXT.	HCWO	NOTES
A	45218	NI	(2) 60W (C)	18W x 6.25H	5.75	3	Ⓢ May be installed vertically or horizontally.
B	45220	NI	(3) 60W (C)	24W x 6H	5.5	3	Ⓢ May be installed vertically or horizontally.

Measurements shown in inches. U.S. & Canada Patent Pending.

Stelata™

Finish: Polished Nickel with Chrome Accents

Glass: Satin Etched Cased Opal



A | 45627 PN
Wall Sconce



B | 45628 PN



C | 45629 PN



D | 45630 PN

Features



Mounts Up or Down

Stelata™

ITEM #	FINISH	LIGHT SOURCE	DIMENSIONS	EXT.	HCWO	NOTES	
A	45627	PN	(1) 100W (M)	5W x 12H	6	6	Ⓧ May be installed with glass up or down.
B	45628	PN	(2) 100W (M)	12.5W x 7H	5	4.75	Ⓧ May be installed with glass up or down.
C	45629	PN	(3) 100W (M)	20.75W x 7H	5.25	4.75	Ⓧ May be installed with glass up or down.
D	45630	PN	(4) 100W (M)	29.25W x 7H	5	4.75	Ⓧ May be installed with glass up or down.

Measurements shown in inches. U.S. & Canada Patent Pending.

Legé™

Finish: Brushed Nickel
Glass: Satin Etched Cased Opal



A | 5052 NI



B | 5053 NI



D | 5051 NI
Wall Sconce



C | 5054 NI

Coordinating



41011 NI

Features



Mounts Up or Down

Legé™

ITEM #	FINISH	LIGHT SOURCE	DIMENSIONS	EXT.	HCWO	NOTES
A	NI	(2) 100W (M)	15.25W x 9H	5.5	6.75	Ⓧ May be installed with glass up or down.
B	NI	(3) 100W (M)	22.75W x 9H	5.5	6.75	Ⓧ May be installed with glass up or down.
C	NI	(4) 100W (M)	30.5W x 9H	5.5	6.75	Ⓧ May be installed with glass up or down.
D	NI	(1) 100W (M)	4.75W x 8H	5	3.75	Ⓧ May be installed with glass up or down.

Measurements shown in inches. U.S. & Canada Patent Pending.

Suspension™

Finish: Chrome

Glass: Satin Etched Cased Opal



A | 45316 CH









B | 45317 CH



C | 45319 CH

Suspension™

	ITEM #	FINISH	LIGHT SOURCE	DIMENSIONS	EXT.	HCWO	NOTES
A	45316	CH	(2) 60W (C/K) 	20W x 5H	5	2.5	
B	45317	CH	(3) 60W (C/K) 	30.25W x 5H	5	2.5	
C	45319	CH	(5) 60W (C/K) 	50.75W x 5H	5	2.5	

Measurements shown in inches. U.S. & Canada Patent Pending.

Suspension™

Finish: Brushed Nickel
Glass: Satin Etched Cased Opal



A | 45316 NI



B | 45317 NI



C | 45319 NI



Coordinating

42017 NI

Suspension™

	ITEM #	FINISH	LIGHT SOURCE	DIMENSIONS	EXT.	HCWO	NOTES
A	45316	NI	(2) 60W (C/K)	20W x 5H	5	2.5	
B	45317	NI	(3) 60W (C/K)	30.25W x 5H	5	2.5	
C	45319	NI	(5) 60W (C/K)	50.75W x 5H	5	2.5	

Measurements shown in inches. U.S. & Canada Patent Pending.

Structures™

Finish: Chrome
Glass: Satin Etched



A | 6162 CH








B | 6463 CH



C | 6464 CH

Structures™

	ITEM #	FINISH	LIGHT SOURCE	DIMENSIONS	EXT.	HCWO	NOTES
A	6162	CH	(2) 100W (MNCN) 	21W x 7.5H	10.5	2.5	
B	6463	CH	(3) 100W (MNCN) 	30W x 8.75H	10.5	2.5	
C	6464	CH	(4) 100W (MNCN) 	40W x 8.5H	10.5	2.25	

Measurements shown in inches. U.S. & Canada Patent Pending.

Structures™

Finish: Brushed Nickel
Glass: Satin Etched



A | 6162 NI



B | 6463 NI



D | 6963 NI
Wall Sconce



C | 6464 NI

Coordinating



2055 NI



41056 NI

Structures™

ITEM #	FINISH	LIGHT SOURCE	DIMENSIONS	EXT.	HCWO	NOTES
A	6162 NI	(2) 100W (MNCN)	21W x 7.5H	10.5	2.5	
B	6463 NI	(3) 100W (MNCN)	30W x 8.75H	10.5	2.5	
C	6464 NI	(4) 100W (MNCN)	40W x 8.5H	10.5	2.25	
D	6963 NI	(1) 100W (MNCN)	9W x 7.5H	10.5	2.5	

Measurements shown in inches. U.S. & Canada Patent Pending.

Bazely™

Finish: Chrome

Glass: Clear Ribbed with Inside Etch



A | 45478 CH



B | 45479 CH



C | 45480 CH

Features



Mounts Up or Down

Bazely™

	ITEM #	FINISH	LIGHT SOURCE	DIMENSIONS	EXT.	HCWO	NOTES
A	45478	CH	(2) 50W (G9)	15W x 5H	4.5	2.75	May be installed with glass up or down.
B	45479	CH	(3) 50W (G9)	24W x 5H	4.5	2.75	May be installed with glass up or down.
C	45480	CH	(4) 50W (G9)	33W x 5H	4.5	2.75	May be installed with glass up or down.

Measurements shown in inches. U.S. & Canada Patent Pending.

Bazely™

Finish: Brushed Nickel
 Glass: Clear Ribbed with Inside Etch



A | 45478 NI



B | 45479 NI



C | 45480 NI

Features



Mounts Up or Down

Bazely™

	ITEM #	FINISH	LIGHT SOURCE	DIMENSIONS	EXT.	HCWO	NOTES
A	45478	NI	(2) 50W (G9)	15W x 5H	4.5	2.75	May be installed with glass up or down.
B	45479	NI	(3) 50W (G9)	24W x 5H	4.5	2.75	May be installed with glass up or down.
C	45480	NI	(4) 50W (G9)	33W x 5H	4.5	2.75	May be installed with glass up or down.

Measurements shown in inches. U.S. & Canada Patent Pending.

O'Hara™

Finish: Chrome
Glass: Satin Etched Cased Opal



B | 45501 CH



A | 45500 CH
Wall Sconce



C | 45502 CH



D | 45503 CH



O'Hara™

ITEM #	FINISH	LIGHT SOURCE	DIMENSIONS	EXT.	HCWO	NOTES
A	CH	(1) 50W (G9)	5W x 6.5H	5.25	4	May be installed with glass up or down.
B	CH	(2) 50W (G9)	13W x 6.25H	5	4	May be installed with glass up or down.
C	CH	(3) 50W (G9)	22W x 6.25H	5	4	May be installed with glass up or down.
D	CH	(4) 50W (G9)	31W x 6.25H	5	4	May be installed with glass up or down.

Measurements shown in inches. U.S. & Canada Patent Pending.

Metro Park™

Finish: Brushed Nickel
Glass: Satin Etched Cased Opal



A | 45139 NI



B | 45140 NI



Metro Park™

	ITEM #	FINISH	LIGHT SOURCE	DIMENSIONS	EXT.	HCWO	NOTES
A	45139	NI	(3) 60W (C)	21.75W x 6.5H	5.25	4.25	Ⓧ
B	45140	NI	(4) 60W (C)	30.75W x 6.5H	5.25	4.25	Ⓧ

Measurements shown in inches. U.S. & Canada Patent Pending.

Eileen™

Finish: Olde Bronze®
Glass: Satin Etched Cased Opal



B | 5097 OZS
5097 OZSL16




A | 5096 OZS
5096 OZSL16
Wall Sconce



C | 5098 OZS
5098 OZSL16



D | 5099 OZS
5099 OZSL16



Eileen™

ITEM #	FINISH	LIGHT SOURCE	LED BULB OUTPUT	DIMENSIONS	EXT.	HCWO	NOTES	
A	5096	OZS	(1) 100W (M)	---	4.5W x 10.75H	7	5.75	Ⓧ May be installed with glass up or down.
A	5096	OZSL16	(1) 9W (M)	3000K, 80 CRI, 800 Lumens, LPW	4.5W x 10.75H	7	5.75	Ⓧ Dimmable. May be installed with glass up or down.
B	5097	OZS	(2) 100W (M)	---	14.25W x 9.25H	6	6.75	Ⓧ May be installed with glass up or down.
B	5097	OZSL16	(2) 9W (M)	3000K, 80 CRI, 800 Lumens, LPW	14.25W x 9.25H	6	6.75	Ⓧ Dimmable. May be installed with glass up or down.
C	5098	OZS	(3) 100W (M)	---	24W x 9.25H	6	6.75	Ⓧ May be installed with glass up or down.
C	5098	OZSL16	(3) 9W (M)	3000K, 80 CRI, 800 Lumens, LPW	24W x 9.25H	6	6.75	Ⓧ Dimmable. May be installed with glass up or down.
D	5099	OZS	(4) 100W (M)	---	33.75W x 9.25H	6	6.75	Ⓧ May be installed with glass up or down.
D	5099	OZSL16	(4) 9W (M)	3000K, 80 CRI, 800 Lumens, LPW	33.75W x 9.25H	6	6.75	Ⓧ Dimmable. May be installed with glass up or down.

Measurements shown in inches. U.S. & Canada Patent Pending.

Eileen™

Finish: Brushed Nickel
Glass: Satin Etched Cased Opal



A | 5097 NI
5097 NIL16




B | 5098 NI
5098 NIL16











D | 5096 NI
5096 NIL16
Wall Sconce



C | 5099 NI
5099 NIL16



Eileen™

ITEM #	FINISH	LIGHT SOURCE	LED BULB OUTPUT	DIMENSIONS	EXT.	HCWO	NOTES
A	5097 NI	(2) 100W (M)	---	14.25W x 9.25H	6	6.75	ⓓ May be installed with glass up or down.
A	5097 NIL16	(2) 9W (M)  	3000K, 80 CRI, 800 Lumens, LPW	14.25W x 9.25H	6	6.75	ⓓ Dimmable. May be installed with glass up or down.
B	5098 NI	(3) 100W (M)	---	24W x 9.25H	6	6.75	ⓓ May be installed with glass up or down.
B	5098 NIL16	(3) 9W (M)  	3000K, 80 CRI, 800 Lumens, LPW	24W x 9.25H	6	6.75	ⓓ Dimmable. May be installed with glass up or down.
C	5099 NI	(4) 100W (M)	---	33.75W x 9.25H	6	6.75	ⓓ May be installed with glass up or down.
C	5099 NIL16	(4) 9W (M)  	3000K, 80 CRI, 800 Lumens, LPW	33.75W x 9.25H	6	6.75	ⓓ Dimmable. May be installed with glass up or down.
D	5096 NI	(1) 100W (M)	---	4.5W x 10.75H	7	5.75	ⓓ May be installed with glass up or down.
D	5096 NIL16	(1) 9W (M)  	3000K, 80 CRI, 800 Lumens, LPW	4.5W x 10.75H	7	5.75	ⓓ Dimmable. May be installed with glass up or down.

Measurements shown in inches. U.S. & Canada Patent Pending.

Eileen™

Finish: Chrome
Glass: Satin Etched Cased Opal



A | 5097 CH
5097 CHL16



B | 5098 CH
5098 CHL16



C | 5099 CH
5099 CHL16

Coordinating









41011 CH

Features



Mounts Up or Down

Eileen™

ITEM #	FINISH	LIGHT SOURCE	LED BULB OUTPUT	DIMENSIONS	EXT.	HCWO	NOTES
A 5097	CH	(2) 100W (M)	---	14.25W x 9.25H	6	6.75	Ⓧ May be installed with glass up or down.
A 5097	CHL16	(2) 9W (M)  	3000K, 80 CRI, 800 Lumens, LPW	14.25W x 9.25H	6	6.75	Ⓧ Dimmable. May be installed with glass up or down.
B 5098	CH	(3) 100W (M)	---	24W x 9.25H	6	6.75	Ⓧ May be installed with glass up or down.
B 5098	CHL16	(3) 9W (M)  	3000K, 80 CRI, 800 Lumens, LPW	24W x 9.25H	6	6.75	Ⓧ Dimmable. May be installed with glass up or down.
C 5099	CH	(4) 100W (M)	---	33.75W x 9.25H	6	6.75	Ⓧ May be installed with glass up or down.
C 5099	CHL16	(4) 9W (M)  	3000K, 80 CRI, 800 Lumens, LPW	33.75W x 9.25H	6	6.75	Ⓧ Dimmable. May be installed with glass up or down.

Measurements shown in inches. U.S. & Canada Patent Pending.

Crosby

Finish: Brushed Nickel
Glass: Satin Etched Cased Opal



A | 45496 NI



B | 45497 NI



D | 45495 NI
Wall Sconce



C | 45498 NI

Coordinating



43999 NI

Feature



Mounts Up or Down

Crosby

ITEM #	FINISH	LIGHT SOURCE	DIMENSIONS	EXT.	HCWO	NOTES	
A	45496	NI	(2) 100W (M)	15W x 8.75H	6.5	6.5	Ⓧ May be installed with glass up or down.
B	45497	NI	(3) 100W (M)	23W x 8.75H	7	6.5	Ⓧ May be installed with glass up or down.
C	45498	NI	(4) 100W (M)	31W x 8.75H	6.75	6.5	Ⓧ May be installed with glass up or down.
D	45495	NI	(1) 100W (M)	4.5W x 9.25H	6.25	5.75	Ⓧ May be installed with glass up or down.

Measurements shown in inches. U.S. & Canada Patent Pending.

Crosby

Finish: Olde Bronze®
Glass: Satin Etched Cased Opal



B | 45496 OZ



A | 45495 OZ
Wall Sconce



C | 45497 OZ



D | 45498 OZ

Coordinating



43999 OZ

Features



Mounts Up or Down

Crosby

	ITEM #	FINISH	LIGHT SOURCE	DIMENSIONS	EXT.	HCWO	NOTES
A	45495	OZ	(1) 100W (M)	4.5W x 9.25H	6.25	5.75	Ⓧ May be installed with glass up or down.
B	45496	OZ	(2) 100W (M)	15W x 8.75H	6.5	6.5	Ⓧ May be installed with glass up or down.
C	45497	OZ	(3) 100W (M)	23W x 8.75H	7	6.75	Ⓧ May be installed with glass up or down.
D	45498	OZ	(4) 100W (M)	31W x 8.75H	6.75	6.5	Ⓧ May be installed with glass up or down.

Measurements shown in inches. U.S. & Canada Patent Pending.

Crosby

Finish: Chrome
Glass: Satin Etched Cased Opal



A | 45496 CH



B | 45497 CH



D | 45495 CH
Wall Sconce



C | 45498 CH

Coordinating



43999 CH

Features



Mounts Up or Down

Crosby

ITEM #	FINISH	LIGHT SOURCE	DIMENSIONS	EXT.	HCWO	NOTES
A	45496	CH (2) 100W (M)	15W x 8.75H	6.5	6.5	Ⓧ May be installed with glass up or down.
B	45497	CH (3) 100W (M)	23W x 8.75H	7	6.5	Ⓧ May be installed with glass up or down.
C	45498	CH (4) 100W (M)	31W x 8.75H	6.75	6.5	Ⓧ May be installed with glass up or down.
D	45495	CH (1) 100W (M)	4.5W x 9.25H	6.25	5.75	Ⓧ May be installed with glass up or down.

Measurements shown in inches. U.S. & Canada Patent Pending.

Tao

Finish: Brushed Nickel
Glass: Satin Etched Cased Opal



B | 45889 NI



A | 45888 NI
Wall Sconce



C | 45890 NI



D | 45891 NI

Features



Mounts Up or Down

Coordinating



45051 NI

Tao

	ITEM #	FINISH	LIGHT SOURCE	DIMENSIONS	EXT.	HCWO	NOTES
A	45888	NI	(1) 75W (M)	5W x 12.5H	6.5	6.5	Ⓧ May be installed with glass up or down.
B	45889	NI	(2) 75W (M)	14.5W x 8H	6.5	5.5	Ⓧ May be installed with glass up or down.
C	45890	NI	(3) 75W (M)	24.25W x 8H	6.5	5.5	Ⓧ May be installed with glass up or down.
D	45891	NI	(4) 75W (M)	34W x 8H	6.5	5.5	Ⓧ May be installed with glass up or down.

Measurements shown in inches. U.S. & Canada Patent Pending.

Tao

Finish: Olde Bronze®
Glass: Satin Etched Cased Opal



A | 45889 OZ



B | 45890 OZ



D | 45888 OZ
Wall Sconce



C | 45891 OZ

Coordinating



45051 OZ

Features



Mounts Up or Down

Tao

ITEM #	FINISH	LIGHT SOURCE	DIMENSIONS	EXT.	HCWO	NOTES	
A	45889	OZ	(2) 75W (M)	14.5W x 8H	6.5	5.5	Ⓧ May be installed with glass up or down.
B	45890	OZ	(3) 75W (M)	24.25W x 8H	6.5	5.5	Ⓧ May be installed with glass up or down.
C	45891	OZ	(4) 75W (M)	34W x 8H	6.5	5.5	Ⓧ May be installed with glass up or down.
D	45888	OZ	(1) 75W (M)	5W x 12.5H	6.5	6.5	Ⓧ May be installed with glass up or down.

Measurements shown in inches. U.S. & Canada Patent Pending.

Flagship™

Finish: Classic Pewter
Glass: Clear Horizontal Ribbed



B | 45872 CLP



A | 45871 CLP
Wall Sconce



C | 45873 CLP



D | 45874 CLP

Flagship™

	ITEM #	FINISH	LIGHT SOURCE	DIMENSIONS	EXT.	HCWO	NOTES
A	45871	CLP	(1) 75W (M)	5W x 9.5H	7	2.5	ⓓ
B	45872	CLP	(2) 75W (M)	15.5W x 9.5H	7	2.5	ⓓ
C	45873	CLP	(3) 75W (M)	24W x 9.5H	7	2.5	ⓓ
D	45874	CLP	(4) 75W (M)	32.5W x 9.5H	7	2.5	ⓓ

Measurements shown in inches. U.S. & Canada Patent Pending.

Caparros™

Finish: Brushed Nickel
Glass: Clear Ribbed



A | 45132 NI



B | 45133 NI



C | 45134 NI



Shown as
Mini Pendant - 7.75" H.

Convertible

Create two distinct lighting options with one fixture:
Mini Pendant or Semi Flush.

D | 42434 NI



Shown as
Semi Flush - 8.5" H.

Vintage
Filament Bulb



4071 CLR

Flagship™

ITEM #	FINISH	LIGHT SOURCE	DIMENSIONS	OVRL H	EXTRA WIRE	CHAIN/STEM	EXT.	HCWO	NOTES	
A	45132	NI	(2) 100W (M)	17.5W x 10.25H	---	---	---	8.5	4.25	D
B	45133	NI	(3) 100W (M)	24W x 10.25H	---	---	---	8.5	4.25	D
C	45134	NI	(4) 100W (M)	32.25W x 10.25H	---	---	---	8.5	4.25	D
D	42434	NI	(1) 100W (M)	6W x 7.75H	46	68	36	---	---	Additional chain 2996 NI, additional stem 2997, 2999, 3036, 3048 NI. Sloped ceiling kit included.

Measurements shown in inches. U.S. & Canada Patent Pending.

Brinley™

Finish: Brushed Nickel
Glass: Clear



A | 45576 NI
Wall Sconce



C | 45688 NI



D | 45689 NI



B | 42891 NI



E | 45690 NI

Coordinating



42877 NI

Vintage
Filament Bulb



4071 CLR

Brinley™

	ITEM #	FINISH	LIGHT SOURCE	DIMENSIONS	EXT.	HCWO	NOTES
A	45576	NI	(1) 100W (M)	5W x 11.5H	6.25	6	Ⓚ
B	42891	NI	(3) 75W (M) ✓	11.75W x 8H	---	---	
C	45688	NI	(2) 75W (M)	15.75W x 10H	6.5	2.5	Ⓚ
D	45689	NI	(3) 75W (M)	24W x 10H	6.5	2.5	Ⓚ
E	45690	NI	(4) 75W (M)	32.25W x 10H	6.5	2.5	Ⓚ

Measurements shown in inches. U.S. & Canada Patent Pending.

Brinley™

Finish: Olde Bronze®
Glass: Clear



A | 45688 OZ



B | 45689 OZ



C | 45690 OZ



D | 45576 OZ
Wall Sconce



E | 42891 OZ

Coordinating



42877 OZ

Vintage Filament Bulb



4071 CLR

Brinley™

	ITEM #	FINISH	LIGHT SOURCE	DIMENSIONS	EXT.	HCWO	NOTES
A	45688	OZ	(2) 75W (M)	15.75W x 10H	6.5	2.5	Ⓧ
B	45689	OZ	(3) 75W (M)	24W x 10H	6.5	2.5	Ⓧ
C	45690	OZ	(4) 75W (M)	32.25W x 10H	6.5	2.5	Ⓧ
D	45576	OZ	(1) 100W (M)	5W x 11.5H	6.25	6	Ⓧ
E	42891	OZ	(3) 75W (M) ✓	11.75W x 8H	---	---	

Measurements shown in inches. U.S. & Canada Patent Pending.

Ashland Bay

Finish: Polished Nickel
Glass: Clear Seeded Ribbed



B | 45771 PN



A | 45770 PN
Wall Sconce



C | 45772 PN



D | 45773 PN

Vintage
Filament Bulb



4071 CLR

Ashland Bay

ITEM #	FINISH	LIGHT SOURCE	DIMENSIONS	EXT.	HCWO	NOTES
A	PN	(1) 100W (M)	5W x 8H	6.5	2.5	Ⓧ
B	PN	(2) 100W (M)	14.25W x 8H	6.5	2.5	Ⓧ
C	PN	(3) 100W (M)	24W x 8H	6.5	2.5	Ⓧ
D	PN	(4) 100W (M)	33.75W x 8H	6.5	2.5	Ⓧ

Measurements shown in inches. U.S. & Canada Patent Pending.



Braelyn™

Finish: Olde Bronze®
Glass: Clear Seeded



Natural Highlights

B | 45458 OZ



A | 45457 OZ
Wall Sconce



C | 45459 OZ



D | 45460 OZ

Clear Seeded
Glass



Braelyn™

	ITEM #	FINISH	LIGHT SOURCE	DIMENSIONS	EXT.	HCWO	NOTES
A	45457	OZ	(1) 60W (M)	5W x 9.5H	5.75	6	ⓓ
B	45458	OZ	(2) 60W (M)	14.75W x 10H	5.5	2.25	ⓓ
C	45459	OZ	(3) 60W (M)	24W x 10H	7.25	2.25	ⓓ
D	45460	OZ	(4) 60W (M)	34.25W x 10H	7.25	2.25	ⓓ

Measurements shown in inches. U.S. & Canada Patent Pending.

Braelyn™

Finish: Chrome
Glass: Clear Seeded



A | 45458 CH



B | 45459 CH



D | 45457 CH
Wall Sconce



C | 45460 CH

Clear Seeded
Glass

Vintage
Filament Bulb



4071 CLR

Coordinating



43058 CLP

Braelyn™

	ITEM #	FINISH	LIGHT SOURCE	DIMENSIONS	EXT.	HCWO	NOTES
A	45458	CH	(2) 60W (M)	14.75W x 10H	5.5	2.25	Ⓚ
B	45459	CH	(3) 60W (M)	24W x 10H	7.25	2.25	Ⓚ
C	45460	CH	(4) 60W (M)	34.25W x 10H	7.25	2.25	Ⓚ
D	45457	CH	(1) 60W (M)	5W x 9.5H	5.75	6	Ⓚ

Measurements shown in inches. U.S. & Canada Patent Pending.

Alton

Finish: Natural Brass
Glass: Clear Seeded



A | 45295 NBR
Wall Sconce



B | 45296 NBR



C | 45297 NBR



D | 45298 NBR



E | 45299 NBR
Flush Mount

Features



Mounts Up or Down

Vintage Filament Bulb



4071 CLR

Alton

	ITEM #	FINISH	LIGHT SOURCE	DIMENSIONS	EXT.	HCWO	NOTES
A	45295	NBR	(1) 100W (M)	5W x 22H	7.5	10.25	Ⓧ May be installed with glass up or down.
B	45296	NBR	(2) 100W (M)	14.25W x 8H	7.5	4.5	Ⓧ May be installed with glass up or down.
C	45297	NBR	(3) 100W (M)	24W x 8H	7.5	4.5	Ⓧ May be installed with glass up or down.
D	45298	NBR	(4) 100W (M)	33.75W x 8H	7.5	4.5	Ⓧ May be installed with glass up or down.
E	45299	NBR	(3) 75W (M) ✓	18.5W x 7.5H	---	---	

Measurements shown in inches. U.S. & Canada Patent Pending.



Alton

Finish: Chrome
Glass: Clear Seeded



A | 45295 CH
Wall Sconce



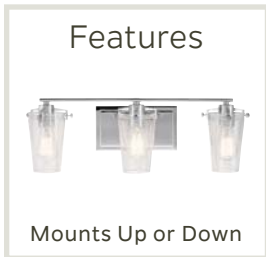
B | 45296 CH



C | 45297 CH



D | 45298 CH



Features

Mounts Up or Down



Vintage Filament Bulb

4071 CLR



E | 45299 CH
Flush Mount

Alton

	ITEM #	FINISH	LIGHT SOURCE	DIMENSIONS	EXT.	HCWO	NOTES
A	45295	CH	(1) 100W (M)	5W x 22H	7.5	10.25	Ⓛ May be installed with glass up or down.
B	45296	CH	(2) 100W (M)	14.25W x 8H	7.5	4.5	Ⓛ May be installed with glass up or down.
C	45297	CH	(3) 100W (M)	24W x 8H	7.5	4.5	Ⓛ May be installed with glass up or down.
D	45298	CH	(4) 100W (M)	33.75W x 8H	7.5	4.5	Ⓛ May be installed with glass up or down.
E	45299	CH	(3) 75W (M) ✓	18.5W x 7.5H	---	---	

Measurements shown in inches. U.S. & Canada Patent Pending.

Dalwood™

Finish: Classic Pewter with Distressed
Aged Wood Accent
Glass: Clear Seeded



A | 45927 CLP



B | 45928 CLP



D | 45926 CLP
Wall Sconce



C | 45929 CLP

Coordinating



41122 DAG

Features



Mounts Up or Down

Vintage Filament Bulb



4071 CLR

Dalwood™

ITEM #	FINISH	LIGHT SOURCE	DIMENSIONS	EXT.	HCWO	NOTES	
A	45927	CLP	(2) 75W (M)	16.25W x 8.25H	5.75	4.25	Ⓧ May be installed with glass up or down.
B	45928	CLP	(3) 75W (M)	24W x 8.25H	5.75	4.25	Ⓧ May be installed with glass up or down.
C	45929	CLP	(4) 75W (M)	32W x 8.25H	5.75	4.25	Ⓧ May be installed with glass up or down.
D	45926	CLP	(1) 75W (M)	5.5W x 8.25H	5.75	4.25	Ⓧ May be installed with glass up or down.

Measurements shown in inches. U.S. & Canada Patent Pending.

Niles

Finish: Antique Pewter
Glass: Clear Seeded



B | 45591 AP




A | 45590 AP
Wall Sconce



C | 45592 AP



D | 45593 AP



Niles

	ITEM #	FINISH	LIGHT SOURCE	DIMENSIONS	EXT.	HCWO	NOTES
A	45590	AP	(1) 100W (M)	5.5W x 10H	7.25	3.25	Ⓧ May be installed with glass up or down.
B	45591	AP	(2) 100W (M)	14.75W x 10.75H	7.25	2.5	Ⓧ May be installed with glass up or down.
C	45592	AP	(3) 100W (M)	24W x 10.75H	7.25	2.5	Ⓧ May be installed with glass up or down.
D	45593	AP	(4) 100W (M)	33.25W x 10.75H	7.25	2.5	Ⓧ May be installed with glass up or down.

Measurements shown in inches. U.S. & Canada Patent Pending.

Niles

Finish: Olde Bronze®
Glass: Clear Seeded



A | 45591 OZ



B | 45592 OZ



D | 45590 OZ
Wall Sconce



C | 45593 OZ

Coordinating



43993 OZ

Features



Mounts Up or Down

Vintage Filament Bulb



4071 CLR

Niles™

	ITEM #	FINISH	LIGHT SOURCE	DIMENSIONS	EXT.	HCWO	NOTES
A	45591	OZ	(2) 100W (M)	14.75W x 10.75H	7.25	2.5	ⓓ May be installed with glass up or down.
B	45592	OZ	(3) 100W (M)	24W x 10.75H	7.25	2.5	ⓓ May be installed with glass up or down.
C	45593	OZ	(4) 100W (M)	33.25W x 10.75H	7.25	2.5	ⓓ May be installed with glass up or down.
D	45590	OZ	(1) 100W (M)	5.5W x 10H	7.25	3.25	ⓓ May be installed with glass up or down.

Measurements shown in inches. U.S. & Canada Patent Pending.

Harmony

Finish: Brushed Nickel

Glass: Clear



B | 45893 NI



A | 45892 NI



C | 45894 NI



D | 45895 NI

Coordinating



44063 NI

Features



Mounts Up or Down

Vintage Filament Bulb



4071 CLR

Harmony

	ITEM #	FINISH	LIGHT SOURCE	DIMENSIONS	EXT.	HCWO	NOTES
A	45892	NI	(1) 75W (M)	6.5W x 8H	8.25	5.5	Ⓧ May be installed with glass up or down.
B	45893	NI	(2) 75W (M)	15.5W x 8.25H	7.75	6	Ⓧ May be installed with glass up or down.
C	45894	NI	(3) 75W (M)	24.5W x 8.25H	7.5	6	Ⓧ May be installed with glass up or down.
D	45895	NI	(4) 75W (M)	33.5W x 8.25H	7.5	6	Ⓧ May be installed with glass up or down.

Measurements shown in inches. U.S. & Canada Patent Pending.

Harmony

Finish: Olde Bronze®
Glass: Clear



A | 45893 OZ



B | 45894 OZ



D | 45892 OZ



C | 45895 OZ

Coordinating



44063 OZ

Features



Mounts Up or Down

Vintage Filament Bulb



4071 CLR

Harmony

ITEM #	FINISH	LIGHT SOURCE	DIMENSIONS	EXT.	HCWO	NOTES
A	45893 OZ	(2) 75W (M)	15.5W x 8.25H	7.75	6	ⓘ May be installed with glass up or down.
B	45894 OZ	(3) 75W (M)	24.5W x 8.25H	7.5	6	ⓘ May be installed with glass up or down.
C	45895 OZ	(4) 75W (M)	33.5W x 8.25H	7.5	6	ⓘ May be installed with glass up or down.
D	45892 OZ	(1) 75W (M)	6.5W x 8H	8.25	5.5	ⓘ May be installed with glass up or down.

Measurements shown in inches. U.S. & Canada Patent Pending.

Millwright™

Finish: Distressed Antique Grey Wood with
Matte Black Accents
Glass: Clear Seeded



B | 45543 DAG



A | 45542 DAG
Wall Sconce



C | 45544 DAG



D | 45545 DAG

Coordinating



41122 DAG

Features



Mounts Up or Down

Vintage Filament Bulb



4071 CLR

Millwright™

	ITEM #	FINISH	LIGHT SOURCE	DIMENSIONS	EXT.	HCWO	NOTES
A	45542	DAG	(1) 100W (M)	5.5W x 9H	5	4.5	Ⓛ May be installed with glass up or down.
B	45543	DAG	(2) 100W (M)	14W x 7.75H	5	5.25	Ⓛ May be installed with glass up or down.
C	45544	DAG	(3) 100W (M)	22W x 7.75H	5	5.25	Ⓛ May be installed with glass up or down.
D	45545	DAG	(4) 100W (M)	29.5W x 7.75H	5	5.25	Ⓛ May be installed with glass up or down.

Measurements shown in inches. U.S. & Canada Patent Pending.



Clyde

Finish: Olde Bronze® with Natural Brass Accents



A | 45943 OZ
Wall Sconce



B | 45944 OZ



C | 45945 OZ

Vintage
Filament Bulb



4071 CLR

Clyde

	ITEM #	FINISH	LIGHT SOURCE	DIMENSIONS	EXT.	HCWO	NOTES
A	45943	OZ	(1) 75W (M)	7.5W x 7.25H	8.25	2.5	D
B	45944	OZ	(2) 75W (M)	16.75W x 7.25H	8.25	2.5	D
C	45945	OZ	(3) 75W (M)	26.25W x 7.25H	8.25	2.5	D

Measurements shown in inches. U.S. & Canada Patent Pending.



Ahrendale™

Finish: Anvil Iron and Distressed Antique Gray Wood

Glass: Vetro Mica



B | 45195 AVI



A | 43586 AVI
Wall Sconce



C | 45196 AVI



D | 45197 AVI

Coordinating



43582 AVI

Features



Mounts Up or Down

Ahrendale™

	ITEM #	FINISH	LIGHT SOURCE	DIMENSIONS	EXT.	HCWO	NOTES
A	43586	AVI	(1) 60W (C)	7.5W x 10H	3.75	4	Ⓧ Ⓡ
B	45195	AVI	(2) 100W (M)	16.25W x 8.75H	7	6.25	Ⓧ May be installed with glass up or down.
C	45196	AVI	(3) 100W (M)	24W x 8.75H	7	6.25	Ⓧ May be installed with glass up or down.
D	45197	AVI	(4) 100W (M)	33W x 8.75H	7	6.25	Ⓧ May be installed with glass up or down.

Measurements shown in inches. U.S. & Canada Patent Pending.

Souldern

Finish: Marbled Bronze
Glass: Distressed Umber Etched



A | 5315 MBZ



B | 5316 MBZ



C | 5317 MBZ



D | 6016 MBZ
Wall Sconce

Features



Mounts Up or Down

Souldern

	ITEM #	FINISH	LIGHT SOURCE	DIMENSIONS	EXT.	HCWO	NOTES
A	5315	MBZ	(2) 100W (M)	15.75W x 9.5H	6.5	7.25	Ⓧ May be installed with glass up or down.
B	5316	MBZ	(3) 100W (M)	23.5W x 9.5H	6.5	7.25	Ⓧ May be installed with glass up or down.
C	5317	MBZ	(4) 100W (M)	30W x 9.5H	6.5	2.25	Ⓧ May be installed with glass up or down.
D	6016	MBZ	(1) 100W (M)	4.5W x 20.25H	6.75	10.25	Ⓧ May be installed with glass up or down.

Measurements shown in inches. U.S. & Canada Patent Pending.

Granby™

Finish: Chrome
Glass: Satin Etched Cased Opal



A | 45358 CH
Wall Sconce



B | 45359 CH



C | 45360 CH



D | 45361 CH

Coordinating



41011 CH

Features



Mounts Up or Down



“...The color and finish is beautiful... It is very sturdy and made of such high quality material. And it looks so expensive and high end compared to so many others in its price range...”

- samm | Moreno Valley, CA | Granby 45360 CH

Granby™

	ITEM #	FINISH	LIGHT SOURCE	DIMENSIONS	EXT.	HCWO	NOTES
A	45358	CH	(1) 100W (M)	5.75W x 14H	7.5	7	Ⓧ May be installed with glass up or down.
B	45359	CH	(2) 100W (M)	17W x 9.5H	6.5	6.5	Ⓧ May be installed with glass up or down.
C	45360	CH	(3) 100W (M)	25W x 9.5H	6.5	6.5	Ⓧ May be installed with glass up or down.
D	45361	CH	(4) 100W (M)	32.75W x 9.5H	6.75	6.5	Ⓧ May be installed with glass up or down.

Measurements shown in inches. U.S. & Canada Patent Pending.

Granby™

Finish: Brushed Pewter
Glass: Satin Etched Cased Opal



A | 45359 BPT



B | 45360 BPT



D | 45358 BPT
Wall Sconce



C | 45361 BPT

Coordinating



42557 BPT

Features



Mounts Up or Down

Granby™

	ITEM #	FINISH	LIGHT SOURCE	DIMENSIONS	EXT.	HCWO	NOTES
A	45359	BPT	(2) 100W (M)	17W x 9.5H	6.5	6.5	Ⓧ May be installed with glass up or down.
B	45360	BPT	(3) 100W (M)	25W x 9.5H	6.5	6.5	Ⓧ May be installed with glass up or down.
C	45361	BPT	(4) 100W (M)	32.75W x 9.5H	6.75	6.5	Ⓧ May be installed with glass up or down.
D	45358	BPT	(1) 100W (M)	5.75W x 14H	7.5	7	Ⓧ May be installed with glass up or down.

Measurements shown in inches. U.S. & Canada Patent Pending.

Granby™

Finish: Olde Bronze®
Glass: Satin Etched Cased Opal



B | 45359 OZ



A | 45358 OZ
Wall Sconce



C | 45360 OZ



D | 45361 OZ

Coordinating



41011 OZ



42557 OZ

Features



Mounts Up or Down

Granby™

	ITEM #	FINISH	LIGHT SOURCE	DIMENSIONS	EXT.	HCWO	NOTES
A	45358	OZ	(1) 100W (M)	5.75W x 14H	7.5	7	Ⓧ May be installed with glass up or down.
B	45359	OZ	(2) 100W (M)	17W x 9.5H	6.5	6.5	Ⓧ May be installed with glass up or down.
C	45360	OZ	(3) 100W (M)	25W x 9.5H	6.5	6.5	Ⓧ May be installed with glass up or down.
D	45361	OZ	(4) 100W (M)	32.75W x 9.5H	6.75	6.5	Ⓧ May be installed with glass up or down.

Measurements shown in inches. U.S. & Canada Patent Pending.

Hendrik™

Finish: Chrome
Glass: Satin Etched Cased Opal



A | 5077 CH



B | 5078 CH



C | 5079 CH



D | 5085 CH



E | 5076 CH
Wall Sconce

Features



Mounts Up or Down

Hendrik™

ITEM #	FINISH	LIGHT SOURCE	DIMENSIONS	EXT.	HCWO	NOTES	
A	5077	CH	(2) 100W (M)	14.5W x 7.75H	6.5	5.5	Ⓧ May be installed with glass up or down.
B	5078	CH	(3) 100W (M)	24W x 7.75H	6.25	5.5	Ⓧ May be installed with glass up or down.
C	5079	CH	(4) 100W (M)	33.75W x 7.75H	6.5	5.5	Ⓧ May be installed with glass up or down.
D	5085	CH	(5) 100W (M)	43W x 7.75H	6.5	5.5	Ⓧ May be installed with glass up or down.
E	5076	CH	(1) 100W (M)	5W x 12H	8	6	Ⓧ May be installed with glass up or down.

Measurements shown in inches. U.S. & Canada Patent Pending.

Hendrik™

Finish: Brushed Nickel
Glass: Satin Etched Cased Opal



A | 5076 NI
Wall Sconce



B | 5077 NI



C | 5078 NI



D | 5079 NI



E | 5085 NI

Coordinating



1672 NI



7772 NI



41071 NI

Features



Mounts Up or Down



“ The fixture is beautiful and easy to install. ...Nice modern design! ”

- Gman34 | AZ | Hendrik 5078 NI

Hendrik™

	ITEM #	FINISH	LIGHT SOURCE	DIMENSIONS	EXT.	HCWO	NOTES
A	5076	NI	(1) 100W (M)	5.25W x 12H	8	6	Ⓚ May be installed with glass up or down.
B	5077	NI	(2) 100W (M)	14.5W x 7.75H	6.5	5.5	Ⓚ May be installed with glass up or down.
C	5078	NI	(3) 100W (M)	24W x 7.75H	6.5	5.5	Ⓚ May be installed with glass up or down.
D	5079	NI	(4) 100W (M)	33.75W x 7.75H	6.5	5.5	Ⓚ May be installed with glass up or down.
E	5085	NI	(5) 100W (M)	43W x 7.75H	6.5	5.5	Ⓚ May be installed with glass up or down.

Measurements shown in inches. U.S. & Canada Patent Pending.

Hendrik™

Finish: Olde Bronze®
Glass: Light Umber



A | 5078 OZ



B | 5079 OZ



C | 5085 OZ



D | 5076 OZ
Wall Sconce



E | 5077 OZ

Coordinating



1672 OZ



7772 OZ



41071 OZ

Features



Mounts Up or Down

Hendrik™

	ITEM #	FINISH	LIGHT SOURCE	DIMENSIONS	EXT.	HCWO	NOTES
A	5078	OZ	(3) 100W (M)	24W x 7.75H	6.5	5.5	Ⓛ May be installed with glass up or down.
B	5079	OZ	(4) 100W (M)	33.75W x 7.75H	6.5	5.5	Ⓛ May be installed with glass up or down.
C	5085	OZ	(5) 100W (M)	43W x 7.75H	6.5	5.5	Ⓛ May be installed with glass up or down.
D	5076	OZ	(1) 100W (M)	5.25W x 12H	8	6	Ⓛ May be installed with glass up or down.
E	5077	OZ	(2) 100W (M)	14.5W x 7.75H	6.5	5.5	Ⓛ May be installed with glass up or down.

Measurements shown in inches. U.S. & Canada Patent Pending.

Tully™

Finish: Antique Pewter
Glass: Satin Etched Cased Opal



A | 45149 AP
Wall Sconce



C | 45151 AP



B | 45150 AP



D | 45152 AP



E | 45193 AP

Features



Mounts Up or Down

Tully™

	ITEM #	FINISH	LIGHT SOURCE	DIMENSIONS	EXT.	HCWO	NOTES
A	45149	AP	(1) 100W (M)	5W x 6.5H	6.75	2.5	Ⓧ May be installed with glass up or down.
B	45150	AP	(2) 100W (M)	15W x 6.5H	6.75	4	Ⓧ May be installed with glass up or down.
C	45151	AP	(3) 100W (M)	24W x 6.5H	6.75	4	Ⓧ May be installed with glass up or down.
D	45152	AP	(4) 100W (M)	32W x 6.5H	6.75	4	Ⓧ May be installed with glass up or down.
E	45193	AP	(5) 100W (M)	40.25W x 6.5H	6.75	4	Ⓧ May be installed with glass up or down.

Measurements shown in inches. U.S. & Canada Patent Pending.

Tully™

Finish: Chrome
Glass: Satin Etched Cased Opal



A | 45151 CH



D | 45149 CH
Wall Sconce



B | 45152 CH



E | 45150 CH



C | 45193 CH

Features



Mounts Up or Down

Tully™

	ITEM #	FINISH	LIGHT SOURCE	DIMENSIONS	EXT.	HCWO	NOTES
A	45151	CH	(3) 100W (M)	24W x 6.5H	6.75	4	Ⓧ May be installed with glass up or down.
B	45152	CH	(4) 100W (M)	32W x 6.5H	6.75	4	Ⓧ May be installed with glass up or down.
C	45193	CH	(5) 100W (M)	40.25W x 6.5H	6.75	4	Ⓧ May be installed with glass up or down.
D	45149	CH	(1) 100W (M)	5W x 6.5H	6.75	2.5	Ⓧ May be installed with glass up or down.
E	45150	CH	(2) 100W (M)	15W x 6.5H	6.75	4	Ⓧ May be installed with glass up or down.

Measurements shown in inches. U.S. & Canada Patent Pending.

Uptown™

Finish: Brushed Nickel
Glass: Satin Etched Cased Opal



A | 5402 NI



B | 5403 NI



C | 5404 NI

Coordinating



41011 NI

Features



Mounts Up or Down

Uptown™

	ITEM #	FINISH	LIGHT SOURCE	DIMENSIONS	EXT.	HCWO	NOTES
A	5402	NI	(2) 100W (M)	15.25W x 7.5H	6.5	3.75	Ⓧ May be installed with glass up or down.
B	5403	NI	(3) 100W (M)	24W x 7.5H	6.5	3.75	Ⓧ May be installed with glass up or down.
C	5404	NI	(4) 100W (M)	32.75W x 7.5H	6.5	3.75	Ⓧ May be installed with glass up or down.

Measurements shown in inches. U.S. & Canada Patent Pending.

Calleigh™

Finish: Brushed Nickel
Glass: Satin Etched Cased Opal



A | 45119 NI



D | 45117 NI
Wall Sconce



B | 45120 NI



E | 45118 NI



C | 45190 NI

Coordinating



41056 NI

Features



Mounts Up or Down

Calleigh™

	ITEM #	FINISH	LIGHT SOURCE	DIMENSIONS	EXT.	HCWO	NOTES
A	45119	NI	(3) 100W (M)	26W x 8.5H	6.75	2.5	Ⓧ May be installed with glass up or down.
B	45120	NI	(4) 100W (M)	34.5W x 9H	6.75	2.5	Ⓧ May be installed with glass up or down
C	45190	NI	(5) 100W (M)	46W x 9.5H	7	2.5	Ⓧ May be installed with glass up or down.
D	45117	NI	(1) 100W (M)	6W x 8H	7.25	3.5	Ⓧ May be installed with glass up or down.
E	45118	NI	(2) 100W (M)	16W x 8H	6.75	5.5	Ⓧ May be installed with glass up or down.

Measurements shown in inches. U.S. & Canada Patent Pending.

Nadine

Finish: Brushed Nickel
Glass: Clear Thumbprint



B | 45096 NI



A | 45095 NI
Wall Sconce



C | 45097 NI



D | 45098 NI

Features



Mounts Up or Down

Vintage Filament Bulb



4071 CLR

Nadine

	ITEM #	FINISH	LIGHT SOURCE	DIMENSIONS	EXT.	HCWO	NOTES
A	45095	NI	(1) 100W (M)	5.25W x 9.25H	6.75	3.25	Ⓧ Ⓨ May be installed with glass up or down.
B	45096	NI	(2) 100W (M)	15.75W x 9.25H	6.75	6.75	Ⓧ May be installed with glass up or down.
C	45097	NI	(3) 100W (M)	25W x 9.25H	6.75	6.75	Ⓧ May be installed with glass up or down.
D	45098	NI	(4) 100W (M)	34.5W x 9.25H	6.75	6.75	Ⓧ May be installed with glass up or down.

Measurements shown in inches. U.S. & Canada Patent Pending.

Urban Ice™

Finish: Antique Pewter

Glass: Clear Polished Exterior with Inside Etch



A | 5461 AP



B | 5462 AP

Features



Mounts Up or Down

Urban Ice™

	ITEM #	FINISH	LIGHT SOURCE	DIMENSIONS	EXT.	HCWO	NOTES
A	5461	AP	(3) 100W (M)	19.5W x 6.25H	6.75	3.25	Ⓛ May be installed with glass up or down.
B	5462	AP	(4) 100W (M)	26.75W x 6.25H	6.75	3.25	Ⓛ May be installed with glass up or down.

Measurements shown in inches. U.S. & Canada Patent Pending.

Langford™

Finish: **Brushed Nickel or Olde Bronze®**

Glass: **Satin Etched White**



B | 5389 NI, OZ
5389 NIL16, OZL16



A | 5388 NI, OZ
5388 NIL16, OZL16
Wall Sconce



C | 5390 NI, OZ
5390 NIL16, OZL16



D | 5391 NI, OZ
5391 NIL16, OZL16

Coordinating



1783 NI, OZ

Features











Mounts Up or Down

Finishes



Langford™

	ITEM #	FINISH	LIGHT SOURCE	LED BULB OUTPUT	DIMENSIONS	EXT.	HCWO	NOTES
A	5388	NI, OZ	(1) 100W (M)	---	7.25W x 7.75H	8.25	4.5	Ⓧ May be installed with glass up or down.
A	5388	NIL16, OZL16	(1) 9W (M)  	3000K, 80 CRI, 800 Lumens, LPW	7.25W x 7.75H	8.25	4.5	Ⓧ Dimmable. May be installed with glass up or down.
B	5389	NI, OZ	(2) 100W (M)	---	17.5W x 8.5H	8.25	6.25	Ⓧ May be installed with glass up or down.
B	5389	NIL16, OZL16	(2) 9W (M)  	3000K, 80 CRI, 800 Lumens, LPW	17.5W x 8.5H	8.25	6.25	Ⓧ Dimmable. May be installed with glass up or down.
C	5390	NI, OZ	(3) 100W (M)	---	26.25W x 8.5H	8.25	6.25	Ⓧ May be installed with glass up or down.
C	5390	NIL16, OZL16	(3) 9W (M)  	3000K, 80 CRI, 800 Lumens, LPW	26.25W x 8.5H	8.25	6.25	Ⓧ Dimmable. May be installed with glass up or down.
D	5391	NI, OZ	(4) 100W (M)	---	35W x 8.5H	8.25	6.25	Ⓧ May be installed with glass up or down.
D	5391	NIL16, OZL16	(4) 9W (M)  	3000K, 80 CRI, 800 Lumens, LPW	35W x 8.5H	8.25	6.25	Ⓧ Dimmable. May be installed with glass up or down.

Measurements shown in inches. U.S. & Canada Patent Pending.

Joelson™

Finish: **Olde Bronze®** or **Brushed Nickel**
 Glass: **Satin Etched Cased Opal**



A | 45922 NI, OZ
 45922 NIL16, OZL16



B | 45923 NI, OZ
 45923 NIL16, OZL16

Glass Accent




D | 45921 NI, OZ
 45921 NIL16, OZL16
 Wall Sconce



C | 45924 NI, OZ
 45924 NIL16, OZL16



Coordinating



Features



Joelson™

	ITEM #	FINISH	LIGHT SOURCE	LED BULB OUTPUT	DIMENSIONS	EXT.	HCWO	NOTES
A	45922	NI, OZ	(2) 100W (M)	---	14W x 9.25H	5.25	6.75	Ⓧ May be installed with glass up or down.
A	45922	NIL16, OZL16	(2) 9W (M) Ⓡ Ⓢ	3000K, 80 CRI, 800 Lumens, LPW	14W x 9.25H	5.25	6.75	Ⓧ Dimmable. May be installed with glass up or down.
B	45923	NI, OZ	(3) 100W (M)	---	24W x 9.25H	5.25	6.75	Ⓧ May be installed with glass up or down.
B	45923	NIL16, OZL16	(3) 9W (M) Ⓡ Ⓢ	3000K, 80 CRI, 800 Lumens, LPW	24W x 9.25H	5.25	6.75	Ⓧ Dimmable. May be installed with glass up or down.
C	45924	NI, OZ	(4) 100W (M)	---	34W x 9.25H	5.25	6.75	Ⓧ May be installed with glass up or down.
C	45924	NIL16, OZL16	(4) 9W (M) Ⓡ Ⓢ	3000K, 80 CRI, 800 Lumens, LPW	34W x 9.25H	5.25	6.75	Ⓧ Dimmable. May be installed with glass up or down.
D	45921	NI, OZ	(1) 100W (M)	---	5W x 18.25H	5.25	9	Ⓧ May be installed with glass up or down.
D	45921	NIL16, OZL16	(1) 9W (M) Ⓡ Ⓢ	3000K, 80 CRI, 800 Lumens, LPW	5W x 18.25H	5.25	9	Ⓧ Dimmable. May be installed with glass up or down.

Ⓒ These devices comply with Title 47 of the FCC Regulations. Measurements shown in inches. U.S. & Canada Patent Pending.

Winslow

Finish: Brushed Nickel

Glass: Clear Seeded



B | 45885 NI



A | 45910 NI
Wall Sconce



C | 45886 NI



D | 45887 NI

Coordinating



44030 NI

Features



Mounts Up or Down

Winslow

	ITEM #	FINISH	LIGHT SOURCE	DIMENSIONS	EXT.	HCWO	NOTES
A	45910	NI	(1) 75W (M)	4.75W x 9.25H	6.5	7	Ⓧ May be installed with glass up or down.
B	45885	NI	(2) 75W (M)	12.75W x 9.25H	6.5	7	Ⓧ May be installed with glass up or down.
C	45886	NI	(3) 75W (M)	21.5W x 9.25H	6.5	7	Ⓧ May be installed with glass up or down.
D	45887	NI	(4) 75W (M)	30W x 9.25H	6.5	7	Ⓧ May be installed with glass up or down.

Measurements shown in inches. U.S. & Canada Patent Pending.

Winslow

Finish: Olde Bronze®
Glass: Clear Seeded



A | 45885 OZ



B | 45886 OZ



D | 45910 OZ
Wall Sconce



C | 45887 OZ

Coordinating



44030 OZ

Features



Mounts Up or Down

Winslow

	ITEM #	FINISH	LIGHT SOURCE	DIMENSIONS	EXT.	HCWO	NOTES
A	45885	OZ	(2) 75W (M)	12.75W x 9.25H	6.5	7	Ⓛ May be installed with glass up or down.
B	45886	OZ	(3) 75W (M)	21.5W x 9.25H	6.5	7	Ⓛ May be installed with glass up or down.
C	45887	OZ	(4) 75W (M)	30W x 9.25H	6.5	7	Ⓛ May be installed with glass up or down.
D	45910	OZ	(1) 75W (M)	4.75W x 9.25H	6.5	7	Ⓛ May be installed with glass up or down.

Measurements shown in inches. U.S. & Canada Patent Pending.

Aubrey™

Finish: Brushed Nickel
Glass: Satin Etched Cased Opal



B | 45569 NI
45569 NIL16



A | 45568 NI
45568 NIL16
Wall Sconce



C | 45570 NI
45570 NIL16



D | 45571 NI
45571 NIL16

Coordinating



43665 NI

Features



Mounts Up or Down

Aubrey™

	ITEM #	FINISH	LIGHT SOURCE	LED BULB OUTPUT	DIMENSIONS	EXT.	HCWO	NOTES
A	45568	NI	(1) 100W (M)	---	5.5W x 10.75H	7.25	5.5	ⓓ May be installed with glass up or down.
A	45568	NIL16	(1) 9W (M) ⓓ Ⓜ	3000K, 80 CRI, 800 Lumens, LPW	5.5W x 10.75H	7.25	5.5	ⓓ Dimmable. May be installed with glass up or down.
B	45569	NI	(2) 100W (M)	---	13W x 10.75H	6.5	7.25	ⓓ May be installed with glass up or down.
B	45569	NIL16	(2) 9W (M) ⓓ Ⓜ	3000K, 80 CRI, 800 Lumens, LPW	13W x 10.75H	6.5	7.25	ⓓ Dimmable. May be installed with glass up or down.
C	45570	NI	(3) 100W (M)	---	21W x 11H	7.25	7.5	ⓓ May be installed with glass up or down.
C	45570	NIL16	(3) 9W (M) ⓓ Ⓜ	3000K, 80 CRI, 800 Lumens, LPW	21W x 11H	7.25	7.5	ⓓ Dimmable. May be installed with glass up or down.
D	45571	NI	(4) 100W (M)	---	29W x 10.75H	6.5	7.5	ⓓ May be installed with glass up or down.
D	45571	NIL16	(4) 9W (M) ⓓ Ⓜ	3000K, 80 CRI, 800 Lumens, LPW	29W x 10.75H	6.5	7.5	ⓓ Dimmable. May be installed with glass up or down.

Measurements shown in inches. U.S. & Canada Patent Pending.

Aubrey™

Finish: Olde Bronze®
Glass: Satin Etched Cased Opal



A | 45569 OZ
45569 OZL16



B | 45570 OZ
45570 OZL16



D | 45568 OZ
45568 OZL16
Wall Sconce



C | 45571 OZ
45571 OZL16

Coordinating











43665 OZ

Features



Mounts Up or Down

Aubrey™

	ITEM #	FINISH	LIGHT SOURCE	LED BULB OUTPUT	DIMENSIONS	EXT.	HCWO	NOTES
A	45569	OZ	(2) 100W (M)	---	13W x 10.75H	6.5	7.25	Ⓧ May be installed with glass up or down.
A	45569	OZL16	(2) 9W (M)  	3000K, 80 CRI, 800 Lumens, LPW	13W x 10.75H	6.5	7.25	Ⓧ Dimmable. May be installed with glass up or down.
B	45570	OZ	(3) 100W (M)	---	21W x 11H	7.25	7.5	Ⓧ May be installed with glass up or down.
B	45570	OZL16	(3) 9W (M)  	3000K, 80 CRI, 800 Lumens, LPW	21W x 11H	7.25	7.5	Ⓧ Dimmable. May be installed with glass up or down.
C	45571	OZ	(4) 100W (M)	---	29W x 10.75H	6.5	7.5	Ⓧ May be installed with glass up or down.
C	45571	OZL16	(4) 9W (M)  	3000K, 80 CRI, 800 Lumens, LPW	29W x 10.25H	6.5	7.5	Ⓧ Dimmable. May be installed with glass up or down.
D	45568	OZ	(1) 100W (M)	---	5.5W x 10.75H	7.25	5.5	Ⓧ May be installed with glass up or down.
D	45568	OZL16	(1) 9W (M)  	3000K, 80 CRI, 800 Lumens, LPW	5.5W x 10.75H	7.25	5.5	Ⓧ Dimmable. May be installed with glass up or down.

Measurements shown in inches. U.S. & Canada Patent Pending.

Jolie

Finish: Chrome
Glass: Satin Etched



B | 45638 CH
45638 CHL16




A | 45637 CH
45637 CHL16
Wall Sconce



C | 45639 CH
45639 CHL16



D | 45640 CH
45640 CHL16



Jolie

	ITEM #	FINISH	LIGHT SOURCE	LED BULB OUTPUT	DIMENSIONS	EXT.	HCWO	NOTES
A	45637	CH	(1) 100W (M)	---	5W x 9H	6.25	4.25	Ⓚ May be installed with glass up or down.
A	45637	CHL16	(1) 9W (M) Ⓚ	3000K, 80 CRI, 800 Lumens, LPW	5W x 9H	6.25	4.25	Ⓚ Dimmable. May be installed with glass up or down.
B	45638	CH	(2) 100W (M)	---	13W x 9.25H	8	4.75	Ⓚ May be installed with glass up or down.
B	45638	CHL16	(2) 9W (M) Ⓚ	3000K, 80 CRI, 800 Lumens, LPW	13W x 9.25H	8	4.75	Ⓚ Dimmable. May be installed with glass up or down.
C	45639	CH	(3) 100W (M)	---	20.25W x 9.25H	8	4.75	Ⓚ May be installed with glass up or down.
C	45639	CHL16	(3) 9W (M) Ⓚ	3000K, 80 CRI, 800 Lumens, LPW	20.25W x 9.25H	8	4.75	Ⓚ Dimmable. May be installed with glass up or down.
D	45640	CH	(4) 100W (M)	---	28W x 9.25H	8	4.75	Ⓚ May be installed with glass up or down.
D	45640	CHL16	(4) 9W (M) Ⓚ	3000K, 80 CRI, 800 Lumens, LPW	28W x 9.25H	8	4.75	Ⓚ Dimmable. May be installed with glass up or down.

Measurements shown in inches. U.S. & Canada Patent Pending.

Jolie

Finish: Brushed Nickel
Glass: Satin Etched



A | 45638 NI
45638 NIL16



B | 45639 NI
45639 NIL16



D | 45637 NI
45637 NIL16
Wall Sconce



C | 45640 NI
45640 NIL16

Coordinating



43638 NI

Features



Mounts Up or Down

Jolie

	ITEM #	FINISH	LIGHT SOURCE	LED BULB OUTPUT	DIMENSIONS	EXT.	HCWO	NOTES
A	45638	NI	(2) 100W (M)	---	13W x 9.25H	8	4.75	Ⓧ May be installed with glass up or down.
A	45638	NIL16	(2) 9W (M)	3000K, 80 CRI, 800 Lumens, LPW	13W x 9.25H	8	4.75	Ⓧ Dimmable. May be installed with glass up or down.
B	45639	NI	(3) 100W (M)	---	20.25W x 9.25H	8	4.75	Ⓧ May be installed with glass up or down.
B	45639	NIL16	(3) 9W (M)	3000K, 80 CRI, 800 Lumens, LPW	20.25W x 9.25H	8	4.75	Ⓧ Dimmable. May be installed with glass up or down.
C	45640	NI	(4) 100W (M)	---	28W x 9.25H	8	4.75	Ⓧ May be installed with glass up or down.
C	45640	NIL16	(4) 9W (M)	3000K, 80 CRI, 800 Lumens, LPW	28W x 9.25H	8	4.75	Ⓧ Dimmable. May be installed with glass up or down.
D	45637	NI	(1) 100W (M)	---	5W x 9H	6.25	4.25	Ⓧ May be installed with glass up or down.
D	45637	NIL16	(1) 9W (M)	3000K, 80 CRI, 800 Lumens, LPW	5W x 9H	6.25	4.25	Ⓧ Dimmable. May be installed with glass up or down.

Measurements shown in inches. U.S. & Canada Patent Pending.

Jolie

Finish: Olde Bronze®
Glass: Satin Etched



B | 45638 OZ
45638 OZL16



A | 45637 OZ
45637 OZL16
Wall Sconce



C | 45639 OZ
45639 OZL16



D | 45640 OZ
45640 OZL16

Coordinating



43638 OZ

Features



Mounts Up or Down

Jolie

	ITEM #	FINISH	LIGHT SOURCE	LED BULB OUTPUT	DIMENSIONS	EXT.	HCWO	NOTES
A	45637	OZ	(1) 100W (M)	---	5W x 9H	6.25	4.25	Ⓧ May be installed with glass up or down.
A	45637	OZL16	(1) 9W (M) Ⓧ	3000K, 80 CRI, 800 Lumens, LPW	5W x 9H	6.25	4.25	Ⓧ Dimmable. May be installed with glass up or down.
B	45638	OZ	(2) 100W (M)	---	13W x 9.25H	8	4.75	Ⓧ May be installed with glass up or down.
B	45638	OZL16	(2) 9W (M) Ⓧ	3000K, 80 CRI, 800 Lumens, LPW	13W x 9.25H	8	4.75	Ⓧ Dimmable. May be installed with glass up or down.
C	45639	OZ	(3) 100W (M)	---	20.25W x 9.25H	8	4.75	Ⓧ May be installed with glass up or down.
C	45639	OZL16	(3) 9W (M) Ⓧ	3000K, 80 CRI, 800 Lumens, LPW	20.25W x 9.25H	8	4.75	Ⓧ Dimmable. May be installed with glass up or down.
D	45640	OZ	(4) 100W (M)	---	28W x 9.25H	8	4.75	Ⓧ May be installed with glass up or down.
D	45640	OZL16	(4) 9W (M) Ⓧ	3000K, 80 CRI, 800 Lumens, LPW	28W x 9.25H	8	4.75	Ⓧ Dimmable. May be installed with glass up or down.

Measurements shown in inches. U.S. & Canada Patent Pending.

Serina

Finish: Brushed Nickel
Glass: Satin Etched White



A | 45732 NI



B | 45733 NI

Features



Mounts Up or Down

Serina

	ITEM #	FINISH	LIGHT SOURCE	DIMENSIONS	EXT.	HCWO	NOTES
A	45732	NI	(2) 100W (M)	14.5W x 8H	6.25	5.75	Ⓧ May be installed with glass up or down.
B	45733	NI	(3) 100W (M)	22.5W x 8H	6.25	5.5	Ⓧ May be installed with glass up or down.

Measurements shown in inches. U.S. & Canada Patent Pending.

Armida™

Finish: **Brushed Nickel, Chrome or Olde Bronze®**

Glass: **Satin Etched White**



B | 45375 CH, NI, OZ
45375 CHL16, NIL16, OZL16



A | 45374 CH, NI, OZ
45374 CHL16, NIL16, OZL16
Wall Sconce



C | 45376 CH, NI, OZ
45376 CHL16, NIL16, OZL16



D | 45377 CH, NI, OZ
45377 CHL16, NIL16, OZL16

Coordinating



43073 CH, NI, OZ

Features



Mounts Up or Down

Finishes



Armida™

ITEM #	FINISH	LIGHT SOURCE	LED BULB OUTPUT	DIMENSIONS	EXT.	HCWO	NOTES
A 45374	CH, NI, OZ	(1) 100W (M)	---	5W x 10.75H	7	7	Ⓧ May be installed with glass up or down.
A 45374	CHL16, NIL16, OZL16	(1) 9W (M)	3000K, 80 CRI, 800 Lumens, LPW	5W x 10.75H	7	7	Ⓧ Dimmable. May be installed with glass up or down.
B 45375	CH, NI, OZ	(2) 100W (M)	---	14W x 8.75H	5.75	6.5	Ⓧ May be installed with glass up or down.
B 45375	CHL16, NIL16, OZL16	(2) 9W (M)	3000K, CRI, 800 Lumens, LPW	14W x 8.75H	5.75	6.5	Ⓧ Dimmable. May be installed with glass up or down.
C 45376	CH, NI, OZ	(3) 100W (M)	---	23W x 8.5H	5.75	6	Ⓧ May be installed with glass up or down.
C 45376	CHL16, NIL16, OZL16	(3) 9W (M)	3000K, CRI, 800 Lumens, LPW	23W x 8.5H	5.75	6	Ⓧ Dimmable. May be installed with glass up or down.
D 45377	CH, NI, OZ	(4) 100W (M)	---	32.25W x 9H	5.75	6.5	Ⓧ May be installed with glass up or down.
D 45377	CHL16, NIL16, OZL16	(4) 9W (M)	3000K, CRI, 800 Lumens, LPW	32.25W x 9H	5.75	6.5	Ⓧ Dimmable. May be installed with glass up or down.

Measurements shown in inches. U.S. & Canada Patent Pending.

Shailene™

Finish: **Olde Bronze®**, **Brushed Nickel** or **Chrome**
 Glass: **Satin Etched**



A | 45573 CH, NI, OZ



B | 45574 CH, NI, OZ



D | 45572 CH, NI, OZ
Wall Sconce



C | 45575 CH, NI, OZ

Finishes



Coordinating



43670 OZ

Features



Mounts Up or Down

Shailene™

ITEM #	FINISH	LIGHT SOURCE	DIMENSIONS	EXT.	HCWO	NOTES
A	45573 CH, NI, OZ	(2) 100W (M)	12.5W x 8.25H	6	5.25	ⓓ May be installed with glass up or down.
B	45574 CH, NI, OZ	(3) 100W (M)	21W x 8.25H	6	5.25	ⓓ May be installed with glass up or down.
C	45575 CH, NI, OZ	(4) 100W (M)	29.5W x 8.25H	6	5.25	ⓓ May be installed with glass up or down.
D	45572 CH, NI, OZ	(1) 100W (M)	5W x 8.25H	6	4.75	ⓓ May be installed with glass up or down.

Measurements shown in inches. U.S. & Canada Patent Pending.

Keiran™

Finish: **Brushed Nickel or Olde Bronze®**

Glass: **Satin Etched White**



Rectangle Shape
Arm Design

B | 45512 NI, OZ
45512 NIL16, OZL16



A | 45504 NI, OZ
45504 NIL16, OZL16
Wall Sconce



C | 45513 NI, OZ
45513 NIL16, OZL16



D | 45514 NI, OZ
45514 NIL16, OZL16

Coordinating



43503 NI, OZ

Features



Mounts Up or Down

Finishes



Keiran™

	ITEM #	FINISH	LIGHT SOURCE	LED BULB OUTPUT	DIMENSIONS	EXT.	HCWO	NOTES
A	45504	NI, OZ	(1) 100W (M)	---	6W x 8.5H	9.25	3.25	ⓓ May be installed with glass up or down.
A	45504	NIL16, OZL16	(1) 9W (M)	3000K, 80 CRI, 800 Lumens, LPW	6W x 8.5H	9.25	3.25	ⓓ Dimmable. May be installed with glass up or down.
B	45512	NI, OZ	(2) 100W (M)	---	14W x 8.25H	8.5	3.5	ⓓ May be installed with glass up or down.
B	45512	NIL16, OZL16	(2) 9W (M)	3000K, 80 CRI, 800 Lumens, LPW	14W x 8.25H	8.5	3.5	ⓓ Dimmable. May be installed with glass up or down.
C	45513	NI, OZ	(3) 100W (M)	---	22W x 8.25H	8.5	3.5	ⓓ May be installed with glass up or down.
C	45513	NIL16, OZL16	(3) 9W (M)	3000K, 80 CRI, 800 Lumens, LPW	22W x 8.25H	8.5	3.5	ⓓ Dimmable. May be installed with glass up or down.
D	45514	NI, OZ	(4) 100W (M)	---	30W x 8.25H	8.5	3.5	ⓓ May be installed with glass up or down.
D	45514	NIL16, OZL16	(4) 9W (M)	3000K, 80 CRI, 800 Lumens, LPW	30W x 8.25H	8.5	3.5	ⓓ Dimmable. May be installed with glass up or down.

Measurements shown in inches. U.S. & Canada Patent Pending.

Nicholson™

Finish: **Olde Bronze®** or **Brushed Nickel**
 Glass: **Satin Etched**



A | 45882 NI, OZ




B | 45883 NI, OZ



D | 45881 NI, OZ
Wall Sconce



C | 45884 NI, OZ



Nicholson™

	ITEM #	FINISH	LIGHT SOURCE	DIMENSIONS	EXT.	HCWO	NOTES
A	45882	NI, OZ	(2) 100W (M)	16W x 10H	8.5	5	Ⓧ May be installed with glass up or down.
B	45883	NI, OZ	(3) 100W (M)	24W x 10H	8.5	5	Ⓧ May be installed with glass up or down.
C	45884	NI, OZ	(4) 100W (M)	33W x 10H	8.5	5	Ⓧ May be installed with glass up or down.
D	45881	NI, OZ	(1) 100W (M)	6W x 10H	8.5	5	Ⓧ May be installed with glass up or down.

Measurements shown in inches. U.S. & Canada Patent Pending.

Riviera™

Finish: Chrome
Glass: Clear Ribbed



B | 45906 CH



A | 45905 CH
Wall Sconce



C | 45907 CH



D | 45908 CH

Coordinating



43952 NI

Features



Mounts Up or Down

Vintage Filament Bulb



4071 CLR

Riviera™

ITEM #	FINISH	LIGHT SOURCE	DIMENSIONS	EXT.	HCWO	NOTES	
A	45905	CH	(1) 75W (M)	5W x 9H	6.25	6.5	Ⓛ May be installed with glass up or down.
B	45906	CH	(2) 75W (M)	13.25W x 9H	6.25	6.5	Ⓛ May be installed with glass up or down.
C	45907	CH	(3) 75W (M)	22.5W x 9H	6.25	6.5	Ⓛ May be installed with glass up or down.
D	45908	CH	(4) 75W (M)	28W x 9H	6.25	6.5	Ⓛ May be installed with glass up or down.

Measurements shown in inches. U.S. & Canada Patent Pending.

Clare

Finish: Brushed Nickel
Glass: Satin Etched Cased Opal




A | 45897 NI



B | 45898 NI



D | 45896 NI
Wall Sconce



C | 45899 NI

Features



Mounts Up or Down

Clare

	ITEM #	FINISH	LIGHT SOURCE	DIMENSIONS	EXT.	HCWO	NOTES
A	45897	NI	(2) 75W (M)	14.25W x 7.75H	5.75	5.25	Ⓚ May be installed with glass up or down.
B	45898	NI	(3) 75W (M)	20.75W x 7.75H	5.75	5.25	Ⓚ May be installed with glass up or down.
C	45899	NI	(4) 75W (M)	28W x 7.75H	5.75	5.25	Ⓚ May be installed with glass up or down.
D	45896	NI	(1) 75W (M)	5W x 7.25H	5.75	3.75	Ⓚ May be installed with glass up or down.

Measurements shown in inches. U.S. & Canada Patent Pending.

Audrea™

Finish: Chrome
Glass: Clear Optic



B | 45867 CH



A | 45866 CH
Wall Sconce



C | 45868 CH



D | 45869 CH

Features

Mounts Up or Down

Vintage Filament Bulb

4071 CLR

Audrea™

	ITEM #	FINISH	LIGHT SOURCE	DIMENSIONS	EXT.	HCWO	NOTES
A	45866	CH	(1) 75W (M)	4.75W x 10H	6.25	5.5	Ⓧ May be installed with glass up or down.
B	45867	CH	(2) 75W (M)	14.25W x 9.5H	6.25	7.25	Ⓧ May be installed with glass up or down.
C	45868	CH	(3) 75W (M)	23.75W x 9.5H	6.25	7.25	Ⓧ May be installed with glass up or down.
D	45869	CH	(4) 75W (M)	30.25W x 9.5H	6.25	7.25	Ⓧ May be installed with glass up or down.

Measurements shown in inches. U.S. & Canada Patent Pending.

Audrea™

Finish: Natural Brass
Glass: Clear Optic



A | 45867 NBR



B | 45868 NBR



D | 45866 NBR
Wall Sconce



C | 45869 NBR

Features



Mounts Up or Down

Vintage Filament Bulb



4071 CLR

Audrea™

	ITEM #	FINISH	LIGHT SOURCE	DIMENSIONS	EXT.	HCWO	NOTES
A	45867	NBR	(2) 75W (M)	14.25W x 9.5H	6.25	7.25	Ⓧ May be installed with glass up or down.
B	45868	NBR	(3) 75W (M)	23.75W x 9.5H	6.25	7.25	Ⓧ May be installed with glass up or down.
C	45869	NBR	(4) 75W (M)	30.25W x 9.5H	6.25	7.25	Ⓧ May be installed with glass up or down.
D	45866	NBR	(1) 75W (M)	4.75W x 10H	6.25	5.5	Ⓧ May be installed with glass up or down.

Measurements shown in inches. U.S. & Canada Patent Pending.

Lacey™

Finish: Antique Pewter
 Glass: Satin Etched White
 Shades: Gray Trimmed White Translucent Organza Outer

White Translucent Organza Outer Shade with Gray Trim



B | 45282 AP



A | 45281 AP
Wall Sconce



C | 45283 AP



D | 45284 AP

Coordinating



42381 AP

Lacey™

	ITEM #	FINISH	LIGHT SOURCE	DIMENSIONS	EXT.	HCWO	NOTES
A	45281	AP	(1) 60W (C)	5W x 10.75H	7	6.25	Ⓧ
B	45282	AP	(2) 60W (C)	14W x 10H	8.25	6.75	Ⓧ
C	45283	AP	(3) 60W (C)	22W x 10H	8.25	7	Ⓧ
D	45284	AP	(4) 60W (C)	31W x 10H	8.25	7	Ⓧ

Measurements shown in inches. U.S. & Canada Patent Pending.

Lacey™

Finish: Mission Bronze™
 Glass: Satin Etched White
 Shades: Brown Trimmed White Translucent Organza Outer



A | 45282 MIZ



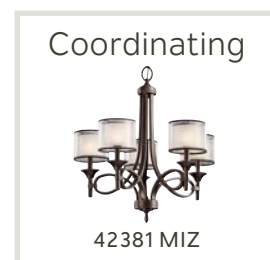
B | 45283 MIZ



D | 45281 MIZ
Wall Sconce



C | 45284 MIZ



Lacey™

	ITEM #	FINISH	LIGHT SOURCE	DIMENSIONS	EXT.	HCWO	NOTES
A	45282	MIZ	(2) 60W (C)	14W x 10H	8.25	6.75	Ⓚ
B	45283	MIZ	(3) 60W (C)	22W x 10H	8.25	7	Ⓚ
C	45284	MIZ	(4) 60W (C)	31W x 10H	8.25	7	Ⓚ
D	45281	MIZ	(1) 60W (C)	5W x 10.75H	7	6.25	Ⓚ

Measurements shown in inches. U.S. & Canada Patent Pending.

Currituck™

Finish: **Chrome or Oil Rubbed Bronze**

Glass: **Satin Etched Cased Opal**




A | 45488 CH



A | 45488 ORZ

Features



Mounts Up or Down

Currituck™

	ITEM #	FINISH	LIGHT SOURCE	DIMENSIONS	EXT.	HCWO	NOTES
A	45488	CH, ORZ	(3) 100W (M)	23.25W x 10H	6.25	2.5	Ⓢ May be installed with glass up or down.

Measurements shown in inches. U.S. & Canada Patent Pending.

Drapes

Finish: Brushed Nickel
Glass: Clear Ice



A | 6313 NI



B | 6314 NI

Coordinating



41011 NI

Drapes

	ITEM #	FINISH	LIGHT SOURCE	DIMENSIONS	EXT.	HCWO	NOTES
A	6313	NI	(3) 60W (C)	26.5W x 6.5H	7	3.75	Ⓚ
B	6314	NI	(4) 60W (C)	35.25W x 6.25H	7	3.75	Ⓚ

Measurements shown in inches. U.S. & Canada Patent Pending.

Pocelona™

Finish: Chrome with White Porcelain Details

Glass: Cased Opal



B | 5368 CH



A | 5367 CH
Wall Sconce



C | 5369 CH



D | 5370 CH

Coordinating



41067 CH

Features



Mounts Up or Down

Pocelona™

	ITEM #	FINISH	LIGHT SOURCE	DIMENSIONS	EXT.	HCWO	NOTES
A	5367	CH	(1) 100W (M)	5.5W x 9H	7.5	5.25	Ⓢ May be installed with glass up or down.
B	5368	CH	(2) 100W (M)	14.5W x 9H	6.25	6.5	Ⓢ May be installed with glass up or down.
C	5369	CH	(3) 100W (M)	24W x 9H	7.5	6.5	Ⓢ May be installed with glass up or down.
D	5370	CH	(4) 100W (M)	33W x 9H	7.5	6.5	Ⓢ May be installed with glass up or down.

Measurements shown in inches. U.S. & Canada Patent Pending.

Wharton™

Finish: Brushed Nickel
Glass: Satin Etched Cased Opal



A | 5360 NI



B | 5361 NI



D | 5359 NI
Wall Sconce



C | 5362 NI

Features

Mounts Up or Down

Wharton™

	ITEM #	FINISH	LIGHT SOURCE	DIMENSIONS	EXT.	HCWO	NOTES
A	5360	NI	(2) 100W (M)	13.75W x 9H	6	6.75	Ⓚ May be installed with glass up or down.
B	5361	NI	(3) 100W (M)	22W x 9H	6	6.75	Ⓚ May be installed with glass up or down.
C	5362	NI	(4) 100W (M)	30.25W x 9H	6	6.75	Ⓚ May be installed with glass up or down.
D	5359	NI	(1) 100W (M)	4.75W x 9H	6	4.5	Ⓚ May be installed with glass up or down.

Measurements shown in inches. U.S. & Canada Patent Pending.

Tallie™

Finish: Antique Pewter
 Glass: Satin Etched White Inner Diffusers
 Shades: Gray Trimmed White Translucent Organza Outer



B | 45450 AP



A | 45449 AP
Wall Sconce



C | 45451 AP



D | 45452 AP

Coordinating



43149 AP

Tallie™

	ITEM #	FINISH	LIGHT SOURCE	DIMENSIONS	EXT.	HCWO	NOTES
A	45449	AP	(1) 60W (C)	5W x 7.5H	6.5	3.75	Ⓧ
B	45450	AP	(2) 60W (C)	12.5W x 7.5H	6.5	3.75	Ⓧ
C	45451	AP	(3) 60W (C)	20.5W x 7.5H	6.75	3.75	Ⓧ
D	45452	AP	(4) 60W (C)	28.25W x 7.5H	6.75	3.75	Ⓧ

Measurements shown in inches. U.S. & Canada Patent Pending.

Tallie™

Finish: Mission Bronze™
 Glass: Satin Etched White Inner Diffusers
 Shades: Brown Trimmed White Translucent Organza Outer



A | 45450 MIZ




B | 45451 MIZ



D | 45449 MIZ
Wall Sconce



C | 45452 MIZ



Tallie™

	ITEM #	FINISH	LIGHT SOURCE	DIMENSIONS	EXT.	HCWO	NOTES
A	45450	MIZ	(2) 60W (C)	12.5W x 7.5H	6.5	3.75	ⓓ
B	45451	MIZ	(3) 60W (C)	20.5W x 7.5H	6.75	3.75	ⓓ
C	45452	MIZ	(4) 60W (C)	28.25W x 7.5H	6.75	3.75	ⓓ
D	45449	MIZ	(1) 60W (C)	5W x 7.5H	6.5	3.75	ⓓ

Measurements shown in inches. U.S. & Canada Patent Pending.

Waverly

Finish: Classic Pewter
Glass: Clear Seeded



B | 45746 CLP



A | 45745 CLP
Wall Sconce



C | 45747 CLP



D | 45748 CLP

Coordinating



43945 CLP

Features



Mounts Up or Down

Waverly

	ITEM #	FINISH	LIGHT SOURCE	DIMENSIONS	EXT.	HCWO	NOTES
A	45745	CLP	(1) 100W (M)	7W x 11.5H	9.25	7	Ⓧ May be installed with glass up or down.
B	45746	CLP	(2) 100W (M)	15W x 10.25H	6.5	8.25	Ⓧ May be installed with glass up or down.
C	45747	CLP	(3) 100W (M)	24W x 11.75H	6.5	8.25	Ⓧ May be installed with glass up or down.
D	45748	CLP	(4) 100W (M)	33W x 11.75H	6.5	8.25	Ⓧ May be installed with glass up or down.

Measurements shown in inches. U.S. & Canada Patent Pending.

Waverly

Finish: Natural Brass
Glass: Clear Seeded



A | 45746 NBR



B | 45747 NBR



D | 45745 NBR
Wall Sconce



C | 45748 NBR

Coordinating



43945 NBR

Features



Mounts Up or Down

Waverly

	ITEM #	FINISH	LIGHT SOURCE	DIMENSIONS	EXT.	HCWO	NOTES
A	45746	NBR	(2) 100W (M)	15W x 10.25H	6.5	8.25	Ⓧ May be installed with glass up or down.
B	45747	NBR	(3) 100W (M)	24W x 11.75H	6.5	8.25	Ⓧ May be installed with glass up or down.
C	45748	NBR	(4) 100W (M)	33W x 11.75H	6.5	8.25	Ⓧ May be installed with glass up or down.
D	45745	NBR	(1) 100W (M)	7W x 11.5H	9.25	7	Ⓧ May be installed with glass up or down.

Measurements shown in inches. U.S. & Canada Patent Pending.

Versailles

Finish: **Antique Pewter or Olde Bronze®**

Glass: **Satin Etched Cased Opal**



B | 45596 AP, OZ



A | 45595 AP, OZ
Wall Sconce



C | 45597 AP, OZ



D | 45598 AP, OZ

Coordinating



43392 AP, OZ

Features



Mounts Up or Down

Finishes



Versailles

ITEM #	FINISH	LIGHT SOURCE	DIMENSIONS	EXT.	HCWO	NOTES
A	45595 AP, OZ	(1) 100W (M)	5W x 9.5H	7.75	6	Ⓛ May be installed with glass up or down.
B	45596 AP, OZ	(2) 100W (M)	15W x 9.25H	6.25	6.75	Ⓛ May be installed with glass up or down.
C	45597 AP, OZ	(3) 100W (M)	23W x 9.25H	6.25	6.75	Ⓛ May be installed with glass up or down.
D	45598 AP, OZ	(4) 100W (M)	31.5W x 9H	6.25	6.75	Ⓛ May be installed with glass up or down.

Measurements shown in inches. U.S. & Canada Patent Pending.

Camerena™

Finish: **Brushed Nickel or Olde Bronze®**

Glass: White Scavo

Finish: **Olde Bronze®**

Glass: White Scavo and Light Umber Tint Inside



A | 45422 NI, OZ



B | 45423 NI, OZ



D | 45421 NI, OZ
Wall Sconce



C | 45424 NI, OZ

Coordinating

43223 NI, OZ

Features

Mounts Up or Down

Finishes

NI
Brushed Nickel

OZ
Olde Bronze®

Camerena™

	ITEM #	FINISH	LIGHT SOURCE	DIMENSIONS	EXT.	HCWO	NOTES
A	45422	NI, OZ	(2) 100W (M)	18W x 9H	8.25	5	Ⓛ May be installed with glass up or down.
B	45423	NI, OZ	(3) 100W (M)	24W x 9H	8.25	5	Ⓛ May be installed with glass up or down.
C	45424	NI, OZ	(4) 100W (M)	36W x 9H	8.25	5	Ⓛ May be installed with glass up or down.
D	45421	NI, OZ	(1) 100W (M)	6W x 12.5H	8.75	8.5	Ⓛ May be installed with glass up or down.

Measurements shown in inches. U.S. & Canada Patent Pending.

Bixler™

Finish: **Olde Bronze®** or **Brushed Nickel**

Glass: **Satin Etched**



A | 45938 NI, OZ
45938 NIL16, OZL16
Wall Sconce



B | 45939 NI, OZ
45939 NIL16, OZL16



C | 45940 NI, OZ
45940 NIL16, OZL16



D | 45941 NI, OZ
45941 NIL16, OZL16

Coordinating



43938 NI, OZ

Features



Mounts Up or Down

Finishes



Bixler™

	ITEM #	FINISH	LIGHT SOURCE	LED BULB OUTPUT	DIMENSIONS	EXT.	HCWO	NOTES
A	45938	NI, OZ	(1) 100W (M)	---	6.5W x 10.75H	8.75	5	Ⓧ May be installed with glass up or down.
A	45938	NIL16, OZL16	(1) 9W (M) Ⓧ	3000K, 80 CRI, 800 Lumens, LPW	6.5W x 10.75H	8.75	5	Ⓧ Dimmable. May be installed with glass up or down.
B	45939	NI, OZ	(2) 100W (M)	---	16.75W x 9.5H	7	6.75	Ⓧ May be installed with glass up or down.
B	45939	NIL16, OZL16	(2) 9W (M) Ⓧ	3000K, 80 CRI, 800 Lumens, LPW	16.75W x 9.5H	7	6.75	Ⓧ Dimmable. May be installed with glass up or down.
C	45940	NI, OZ	(3) 100W (M)	---	23.75W x 9.25H	7	6.75	Ⓧ May be installed with glass up or down.
C	45940	NIL16, OZL16	(3) 9W (M) Ⓧ	3000K, 80 CRI, 800 Lumens, LPW	23.75W x 9.25H	7	6.75	Ⓧ Dimmable. May be installed with glass up or down.
D	45941	NI, OZ	(4) 100W (M)	---	34.75W x 9.25H	7	6.75	Ⓧ May be installed with glass up or down.
D	45941	NIL16, OZL16	(4) 9W (M) Ⓧ	3000K, 80 CRI, 800 Lumens, LPW	34.75W x 9.25H	7	6.75	Ⓧ Dimmable. May be installed with glass up or down.

Measurements shown in inches. U.S. & Canada Patent Pending. Ⓡ These devices comply with Title 47 of the FCC Regulations.

Ansonia™

Finish: **Chrome, Brushed Nickel or Olde Bronze®**
 Glass: Satin Etched



A | 5447 CH, NI, OZ



B | 5448 CH, NI, OZ



C | 5449 CH, NI, OZ

Coordinating



1748 NI

Features



Mounts Up or Down

Finishes



CH
Chrome



NI
Brushed Nickel



OZ
Olde Bronze®

Ansonia™

	ITEM #	FINISH	LIGHT SOURCE	DIMENSIONS	EXT.	HCWO	NOTES
A	5447	CH, NI, OZ	(2) 100W (M)	14.75W x 8.75H	5.5	6.5	Ⓧ May be installed with glass up or down.
B	5448	CH, NI, OZ	(3) 100W (M)	23W x 8.75H	5.5	6.5	Ⓧ May be installed with glass up or down.
C	5449	CH, NI, OZ	(4) 100W (M)	31.25W x 8.75H	5.5	6.5	Ⓧ May be installed with glass up or down.

© These devices comply with Title 47 of the FCC Regulations. Measurements shown in inches. U.S. & Canada Patent Pending.

Monroe™

Finish: **Brushed Nickel**

Glass: Satin Etched

Finish: **Olde Bronze®**

Glass: Light Umber Etched



A | 43170 NI, OZ
43170 NIL16, OZL16
Wall Sconce



B | 45054 NI, OZ
45054 NIL16, OZL16



C | 45055 NI, OZ
45055 NIL16, OZL16



D | 45056 NI, OZ
45056 NIL16, OZL16

Coordinating



43155 NI, OZ

Features



Mounts Up or Down

Finishes



NI
Brushed Nickel



OZ
Olde Bronze®

Monroe™

ITEM #	FINISH	LIGHT SOURCE	LED BULB OUTPUT	DIMENSIONS	EXT.	HCWO	NOTES
A	43170 NI, OZ	(1) 100W (M)	---	6W x 14H	9.25	8	Ⓧ May be installed with glass up or down.
A	43170 NIL16, OZL16	(1) 9W (M)	3000K, 80 CRI, 800 Lumens, LPW	6W x 14H	9.25	8	Ⓧ Dimmable. May be installed with glass up or down.
B	45054 NI, OZ	(2) 100W (M)	---	18W x 11.5H	8	6.5	Ⓧ May be installed with glass up or down.
B	45054 NIL16, OZL16	(2) 9W (M)	3000K, 80 CRI, 800 Lumens, LPW	18W x 11.5H	8	6.5	Ⓧ Dimmable. May be installed with glass up or down.
C	45055 NI, OZ	(3) 100W (M)	---	24W x 11.5H	8	6.5	Ⓧ May be installed with glass up or down.
C	45055 NIL16, OZL16	(3) 9W (M)	3000K, 80 CRI, 800 Lumens, LPW	24W x 11.5H	8	6.5	Ⓧ Dimmable. May be installed with glass up or down.
D	45056 NI, OZ	(4) 100W (M)	---	36W x 11.5H	8	6.5	Ⓧ May be installed with glass up or down.
D	45056 NIL16, OZL16	(4) 9W (M)	3000K, 80 CRI, 800 Lumens, LPW	36W x 11.5H	8	6.5	Ⓧ Dimmable. May be installed with glass up or down.

Measurements shown in inches. U.S. & Canada Patent Pending.

Tanglewood™

Finish: **Olde Bronze®** or **Brushed Nickel**
 Glass: Satin Etched



A | 45902 NI, OZ
 45902 NIL16, OZL16



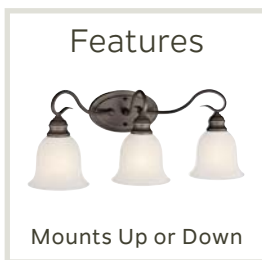
B | 45903 NI, OZ
 45903 NIL16, OZL16



D | 45901 NI, OZ
 45901 NIL16, OZL16
 Wall Sconce



C | 45904 NI, OZ
 45904 NIL16, OZL16



Tanglewood™

ITEM #	FINISH	LIGHT SOURCE	LED BULB OUTPUT	DIMENSIONS	EXT.	HCWO	NOTES
A	45902 NI, OZ	(2) 100W (M)	---	14.75W x 9.25H	8.5	6.5	Ⓧ May be installed with glass up or down.
A	45902 NIL16, OZL16	(2) 9W (M) Ⓡ Ⓜ	3000K, 80 CRI, 800 Lumens, LPW	14.75W x 9.25H	8.5	6.5	Ⓧ Dimmable. May be installed with glass up or down.
B	45903 NI, OZ	(3) 100W (M)	---	23.25W x 9.25H	8.5	6.5	Ⓧ May be installed with glass up or down.
B	45903 NIL16, OZL16	(3) 9W (M) Ⓡ Ⓜ	3000K, 80 CRI, 800 Lumens, LPW	23.25W x 9.25H	8.5	6.5	Ⓧ Dimmable. May be installed with glass up or down.
C	45904 NI, OZ	(4) 100W (M)	---	30.5W x 9.25H	8.5	6.5	Ⓧ May be installed with glass up or down.
C	45904 NIL16, OZL16	(4) 9W (M) Ⓡ Ⓜ	3000K, 80 CRI, 800 Lumens, LPW	30.5W x 9.25H	8.5	6.5	Ⓧ Dimmable. May be installed with glass up or down.
D	45901 NI, OZ	(1) 100W (M)	---	6W x 9.25H	8.5	5.25	Ⓧ May be installed with glass up or down.
D	45901 NIL16, OZL16	(1) 9W (M) Ⓡ Ⓜ	3000K, 80 CRI, 800 Lumens, LPW	6W x 9.25H	8.5	5.25	Ⓧ Dimmable. May be installed with glass up or down.

Measurements shown in inches. U.S. & Canada Patent Pending.

Dover™

Finish: Brushed Nickel
Glass: Etched Seeded



B | 6322 NI



A | 6719 NI
Wall Sconce



C | 6323 NI



D | 6324 NI

Coordinating



2019 NI



41011 NI

Features



Mounts Up or Down

Dover™

ITEM #	FINISH	LIGHT SOURCE	DIMENSIONS	EXT.	HCWO	NOTES	
A	6719	NI	(1) 100W (M)	6.25W x 6.5H	6.75	4.25	Ⓛ May be installed with glass up or down.
B	6322	NI	(2) 100W (M)	14.25W x 8.75H	8	6.25	Ⓛ May be installed with glass up or down.
C	6323	NI	(3) 100W (M)	22.5W x 7.75H	8	5.25	Ⓛ May be installed with glass up or down.
D	6324	NI	(4) 100W (M)	30.5W x 8.75H	8	6.25	Ⓛ May be installed with glass up or down.

Measurements shown in inches. U.S. & Canada Patent Pending.

Dover™

Finish: Tannery Bronze™
Glass: Etched Seeded



A | 6322 TZ



B | 6323 TZ



D | 6719 TZ
Wall Sconce



C | 6324 TZ

Coordinating



2019 TZ

Features



Mounts Up or Down

Dover™

	ITEM #	FINISH	LIGHT SOURCE	DIMENSIONS	EXT.	HCWO	NOTES
A	6322	TZ	(2) 100W (M)	14W x 8.75H	8	6.25	Ⓧ May be installed with glass up or down.
B	6323	TZ	(3) 100W (M)	22.5W x 7.75H	8	5.25	Ⓧ May be installed with glass up or down.
C	6324	TZ	(4) 100W (M)	30.5W x 8.75H	8	6.25	Ⓧ May be installed with glass up or down.
D	6719	TZ	(1) 100W (M)	6.25W x 6.5H	6.75	4.25	Ⓧ May be installed with glass up or down.

Measurements shown in inches. U.S. & Canada Patent Pending.

Telford™

Finish: Chrome
Glass: Alabaster Swirl



B | 5992 CH



A | 5991 CH
Wall Sconce



C | 5993 CH



D | 5994 CH

Coordinating



41011 CH

Features



Mounts Up or Down

Telford™

ITEM #	FINISH	LIGHT SOURCE	DIMENSIONS	EXT.	HCWO	NOTES
A	5991 CH	(1) 100W (M)	7.25W x 12H	9	6	Ⓧ May be installed with glass up or down.
B	5992 CH	(2) 100W (M)	18W x 9H	9	5	Ⓧ May be installed with glass up or down.
C	5993 CH	(3) 100W (M)	24.75W x 9H	9	5	Ⓧ May be installed with glass up or down.
D	5994 CH	(4) 100W (M)	33.25W x 9H	9	5	Ⓧ May be installed with glass up or down.

Measurements shown in inches. U.S. & Canada Patent Pending.

Telford™

Finish: Brushed Nickel
Glass: Alabaster Swirl



A | 5992 NI



B | 5993 NI



D | 5991 NI
Wall Sconce



C | 5994 NI

Coordinating



41011 NI



2076 NI

Features



Mounts Up or Down

Telford™

ITEM #	FINISH	LIGHT SOURCE	DIMENSIONS	EXT.	HCWO	NOTES
A	5992 NI	(2) 100W (M)	18W x 9H	9	5	Ⓧ May be installed with glass up or down.
B	5993 NI	(3) 100W (M)	24.75W x 9H	9	5	Ⓧ May be installed with glass up or down.
C	5994 NI	(4) 100W (M)	33.25W x 9H	9	5	Ⓧ May be installed with glass up or down.
D	5991 NI	(1) 100W (M)	7.25W x 12H	9	6	Ⓧ May be installed with glass up or down.

Measurements shown in inches. U.S. & Canada Patent Pending.

Telford™

Finish: Olde Bronze®
Glass: Umber Etched



B | 5992 OZ



A | 5991 OZ
Wall Sconce



C | 5993 OZ



D | 5994 OZ

Coordinating



41011 OZ



2076 OZ

Features



Mounts Up or Down

Telford™

ITEM #	FINISH	LIGHT SOURCE	DIMENSIONS	EXT.	HCWO	NOTES	
A	5991	OZ	(1) 100W (M)	7.25W x 12H	9	6	Ⓚ May be installed with glass up or down.
B	5992	OZ	(2) 100W (M)	18W x 9H	9	5	Ⓚ May be installed with glass up or down.
C	5993	OZ	(3) 100W (M)	24.75W x 9H	9	5	Ⓚ May be installed with glass up or down.
D	5994	OZ	(4) 100W (M)	33.25W x 9H	9	5	Ⓚ May be installed with glass up or down.

Measurements shown in inches. U.S. & Canada Patent Pending.

Bath & Vanity

Finish: **Chrome or Brushed Nickel**

Glass: Cased Opal



A | 6122 CH, NI



B | 6123 CH, NI



D | 6121 CH, NI
Wall Sconce



C | 6124 CH, NI

Features



Mounts Up or Down

Bath & Vanity

ITEM #	FINISH	LIGHT SOURCE	DIMENSIONS	EXT.	HCWO	NOTES
A	6122 CH, NI	(2) 100W (M)	13.5W x 8.5H	6.75	3.75	Ⓧ May be installed with glass up or down.
B	6123 CH, NI	(3) 100W (M)	18W x 8.75H	9.25	3.25	Ⓧ May be installed with glass up or down.
C	6124 CH, NI	(4) 100W (M)	25.5W x 8.5H	10.25	3.25	Ⓧ May be installed with glass up or down.
D	6121 CH, NI	(1) 100W (M)	5W x 8.75H	7.75	5.75	Ⓧ May be installed with glass up or down.

Measurements shown in inches. U.S. & Canada Patent Pending.

Korona LED

Finish: Brushed Nickel

Glass: White Acrylic



A | 11253 NILED



B | 11254 NILED


















C | 11255 NILED

Features



Mounts Vertically
or Horizontally

Korona

	ITEM #	FINISH	LIGHT SOURCE	LED OUTPUT	DIMENSIONS	EXT.	HCWO	NOTES
A	11253	NILED	(1) 22W  	3000K, 90 CRI, 1482 Lumens, 70 LPW	24.75W x 4.75H	3.75	2.5	   Dimmable. May be installed vertically or horizontally.
B	11254	NILED	(1) 24W  	3000K, 90 CRI, 1807 Lumens, 75 LPW	36.75W x 4.75H	3.75	2.5	   Dimmable. May be installed vertically or horizontally.
C	11255	NILED	(1) 38W  	3000K, 90 CRI, 2652 Lumens, 72 LPW	48.5W x 4.75H	3.75	2.5	   Dimmable. May be installed vertically or horizontally.

Measurements shown in inches. U.S. & Canada Patent Pending.

Bath LED

Finish: Brushed Nickel
Glass: White Acrylic



A | **11141 NILED**
Multi-Directional



B | **11142 NILED**
Multi-Directional



C | **11143 NILED**
Multi-Directional



D | **11144 NILED**
Multi-Directional

Features



Mounts Vertically or Horizontally

Bath LED

ITEM #	FINISH	LIGHT SOURCE	LED OUTPUT	DIMENSIONS	EXT.	HCWO	NOTES
A	11141	NILED (1) 10W	3000K, 90 CRI, 640 Lumens, 64 LPW	12.75W x 4.5H	4	2.25	ⓓ Ⓛ Ⓜ Dimmable. May be installed vertically or horizontally.
B	11142	NILED (1) 20W	3000K, 90 CRI, 1410 Lumens, 71 LPW	24.75W x 4.5H	4	2.25	ⓓ Ⓛ Ⓜ Dimmable. May be installed vertically or horizontally.
C	11143	NILED (1) 25.5W	3000K, 90 CRI, 1960 Lumens, 77 LPW	36.5W x 4.5H	4	2.25	ⓓ Ⓛ Ⓜ May be installed vertically or horizontally.
D	11144	NILED (1) 38W	3000K, 90 CRI, 3030 Lumens, 80 LPW	48.75W x 4.5H	4	2.25	ⓓ Ⓛ Ⓜ Dimmable. May be installed vertically or horizontally.

Measurements shown in inches. U.S. & Canada Patent Pending.

Bath LED

Finish: Brushed Nickel

Glass: White Acrylic



A | **11146 NILED**
Multi-Positional




B | **11147 NILED**
Multi-Positional









C | **11148 NILED**
Multi-Positional

Features



Mounts Vertically or Horizontally

Bath LED

	ITEM #	FINISH	LIGHT SOURCE	LED OUTPUT	DIMENSIONS	EXT.	HCWO	NOTES
A	11146	NILED	(1) 19W 	3000K, 90 CRI, 1420 Lumens, 75 LPW	25.75W x 4.75H	4.25	2.25	 Dimmable. May be installed vertically or horizontally.
B	11147	NILED	(1) 23W 	3000K, 90 CRI, 1850 Lumens, 75 LPW	37.5W x 4.75H	4.25	2.25	 Dimmable. May be installed vertically or horizontally.
C	11148	NILED	(1) 38W 	3000K, 90 CRI, 2680 Lumens, 71 LPW	49.25W x 4.75H	4.25	2.25	 Dimmable. May be installed vertically or horizontally.

Measurements shown in inches. U.S. & Canada Patent Pending.

Bath LED

Finish: Brushed Nickel
Glass: White Acrylic



A | **11149 NILED**
Multi-Positional



B | **11150 NILED**
Multi-Positional



C | **11151 NILED**
Multi-Positional



“ Looks just as good off as it does on! The design is really modern and really helped pull the design of my bathroom remodel together. I had a friend install it and he said it was very easy. ”

- Icamoroso | Portland, OR | Bath LED 11149 NILED

Features



Mounts Vertically or Horizontally

Bath LED

ITEM #	FINISH	LIGHT SOURCE	LED OUTPUT	DIMENSIONS	EXT.	HCWO	NOTES
A	11149	NILED	(1) 19W	3000K, 90 CRI, 1440 Lumens, 76 LPW	25.5W x 4.75H	4	2.25 Dimmable. May be installed vertically or horizontally.
B	11150	NILED	(1) 23W	3000K, 90 CRI, 1890 Lumens, 82 LPW	37.25W x 4.75H	4	2.25 Dimmable. May be installed vertically or horizontally.
C	11151	NILED	(1) 38W	3000K, 90 CRI, 2750 Lumens, 72 LPW	49W x 4.75H	4	2.25 Dimmable. May be installed vertically or horizontally.

Measurements shown in inches. U.S. & Canada Patent Pending.

Bath LED

Finish: Brushed Nickel
Glass: White Acrylic



B | 10798 NILED



A | 10797 NILED



C | 10799 NILED



D | 10800 NILED

Bath LED

ITEM #	FINISH	LIGHT SOURCE	LED OUTPUT	DIMENSIONS	EXT.	HCWO	NOTES
A	10797	NILED	(1) 16W	3000K, 90 CRI, 870 Lumens, 55 LPW	8.25W x 8H	3.5	4.75 Dimmable.
B	10798	NILED	(1) 32W	3000K, 90 CRI, 1740 Lumens, 54 LPW	19.25W x 6H	3.5	3 Dimmable.
C	10799	NILED	(1) 48W	3000K, 90 CRI, 2640 Lumens, 54 LPW	30W x 6H	3.5	3 Dimmable.
D	10800	NILED	(1) 64W	3000K, 90 CRI, 3540 Lumens, 55 LPW	40.75W x 6H	3.5	3 Dimmable.


Measurements shown in inches. U.S. & Canada Patent Pending.

Bath & Vanity


Finish: Brushed Nickel



A | **10620 NI**
Wall Sconce
ADA Compliant



B | **10414 NI**
Linear Bath
ADA Compliant



C | **10415 NI**
Nobu Linear Bath
ADA Compliant



D | **5967 NI**
Tubes



E | **10670 NI**
Multi-Positional
Linear Bath
ADA Compliant

Bath & Vanity

ITEM #	FINISH	LIGHT SOURCE	DIMENSIONS	EXT.	HCWO	NOTES	
A	10620	NI	(2) 13W (G24Q) ✦	13W x 9.5H	4	5	D ⁽¹²⁾
B	10414	NI	(1) 24W (BIPI) ✦	27.25W x 4.5H	3	2.25	D C ⁽¹²⁾
C	10415	NI	(1) 39W (BIPI) ✦	39W x 4.5H	3	2.25	D C ⁽¹²⁾
D	5967	NI	(3) 50W (G9) ⚡	21W x 4.75H	5.25	2.25	D
E	10670	NI	(2) 13W (GU24) ⚡	16.5W x 5H	3.75	8.25	D C ⁽¹²⁾ May be installed vertically or horizontally.

Measurements shown in inches. U.S. & Canada Patent Pending.

Linear Bath Fluorescent

Finish: Brushed Nickel Trim
Glass: White Acrylic Diffuser



A | 10329 WH
Multi-Positional



B | 10330 WH
Multi-Positional



C | 10331 WH
Multi-Positional
















D | 10335 WH
Multi-Positional

Features



Mounts Vertically or Horizontally

Linear Bath Fluorescent

	ITEM #	FINISH	LIGHT SOURCE	DIMENSIONS	EXT.	HCWO	NOTES
A	10329	WH	(2) 18W (PLFL)  	18.75W x 5.75H	4.25	2.75	  May be installed vertically or horizontally.
B	10330	WH	(2) 17W (BIP) 	25.25W x 5.75H	4.25	2.75	  May be installed vertically or horizontally.
C	10331	WH	(2) 25W (BIP) 	37.25W x 5.75H	4.25	2.75	  May be installed vertically or horizontally.
D	10335	WH	(2) 32W (BIP) 	50.25W x 5.75H	4.25	2.75	  May be installed vertically or horizontally.

Measurements shown in inches. U.S. & Canada Patent Pending.

Bath & Vanity

Finish: **Brushed Nickel, Chrome or Tannery Bronze™**
 Glass: Satin Etched



A | 5337 CHS, NIS, TZS



B | 5338 CHS, NIS, TZS



D | 5334 CHS, NIS, TZS
Wall Sconce



C | 5339 CHS, NIS, TZS



E | 5336 CHS, NIS, TZS

Features



Mounts Vertically or Horizontally

Finishes




Bath & Vanity

ITEM #	FINISH	LIGHT SOURCE	DIMENSIONS	EXT.	HCWO	NOTES
A	5337 CHS, NIS, TZS	(3) 100W (M)	24W x 8H	8	3.5	Ⓧ May be installed with glass up or down.
B	5338 CHS, NIS, TZS	(4) 100W (M)	30W x 8H	8	3.5	Ⓧ May be installed with glass up or down.
C	5339 CHS, NIS, TZS	(5) 100W (M)	36W x 8H	8	3.5	Ⓧ May be installed with glass up or down.
D	5334 CHS, NIS, TZS	(1) 100W (M)	5.25W x 8H	8	4.25	Ⓧ May be installed with glass up or down.
E	5336 CHS, NIS, TZS	(2) 100W (M)	12.25W x 8H	8	3.5	Ⓧ May be installed with glass up or down.

Measurements shown in inches. U.S. & Canada Patent Pending.

Bath & Vanity

Finish: **Brushed Nickel, Chrome or Tannery Bronze™**



A | 5003 CH, NI, TZ



B | 5017 CH, NI, TZ



C | 5018 CH, NI, TZ



D | 5019 CH, NI, TZ

Bath & Vanity

	ITEM #	FINISH	LIGHT SOURCE	DIMENSIONS	EXT.	HCWO	NOTES
A	5003	CH, NI, TZ	(3) 60W (M)	18W x 4.75H	6	2.25	Ⓧ
B	5017	CH, NI, TZ	(4) 60W (M)	24W x 4.75H	6	2.25	Ⓧ
C	5018	CH, NI, TZ	(6) 60W (M)	36W x 4.75H	6	2.25	Ⓧ
D	5019	CH, NI, TZ	(8) 60W (M)	48W x 4.75H	6	2.25	Ⓧ

Measurements shown in inches. U.S. & Canada Patent Pending.

Bath & Vanity

Finish: **Brushed Nickel or Chrome**



A | 623 CH, NI



B | 624 CH, NI



C | 625 CH, NI



D | 626 CH, NI



E | 628 CH, NI

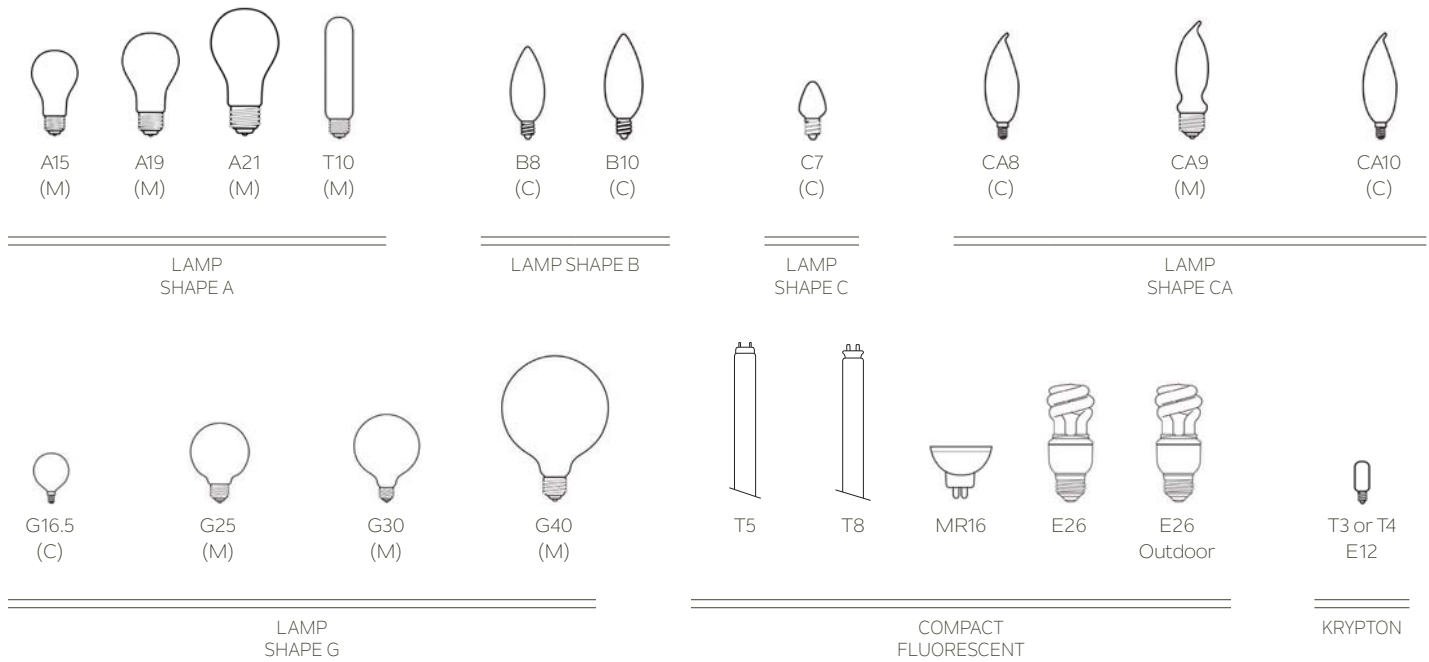
Bath & Vanity

ITEM #	FINISH	LIGHT SOURCE	DIMENSIONS	EXT.	HCWO	NOTES
A	CH, NI	(3) 60W (M)	18W x 4.5H	5.5	2.25	Ⓧ May be installed vertically or horizontally.
B	CH, NI	(4) 60W (M)	24W x 4.5H	5.5	2.25	Ⓧ May be installed vertically or horizontally.
C	CH, NI	(5) 60W (M)	30W x 4.5H	5.5	2.25	Ⓧ May be installed vertically or horizontally.
D	CH, NI	(6) 60W (M)	36W x 4.5H	5.5	2.25	Ⓧ May be installed vertically or horizontally.
E	CH, NI	(8) 60W (M)	48W x 4.5H	5.5	2.25	Ⓧ May be installed vertically or horizontally.

Measurements shown in inches. U.S. & Canada Patent Pending.

LIGHT BULB REFERENCE

Incandescent and Compact Fluorescent Light Bulbs



Light-Emitting Diode (LED)









Look for this symbol throughout our catalog. This symbol indicates fixtures with an integrated LED light source.

LED Light Fixtures and Dimmer Switches

Refer to our listing of recommended dimmer switches that can be used with our LED light fixtures at: kichler.com/dimming

Fluorescent Lamps

PRODUCT ID	DESCRIPTION	
4013	Replacement Ballast	
4014	Replacement Lamp, PLC 26, G24q-3 Base	
4017	Replacement Lamp, Bulb GU24 Base 240 volt - 50 Hz	
4019	Replacement Lamp, Bulb GU24 Base 240 volt - 50 Hz	
4025	Replacement Lamp, PLC 13, G24q-1 Base	
4026	Replacement Lamp, PLC 18, G24q-2 Base	
4029	Replacement Lamp, 2C T6 55W, G10q Base	
4033	Replacement Lamp, 13 Watt Anti-Turn Ballast	
4035	Replacement Ballast, 55W circline, G10q Base	

PRODUCT ID	DESCRIPTION	
4043	Replacement Lamp, MLS13GUWW, 13W, GU24	
4044	Replacement Lamp, MLS18GUWW, 18W, GU24	
4045	Replacement Lamp, MLS26GUWW, 26W, GU24	
4050	Replacement Lamp, 13 Watt GU24 Squat Bulb	
4051	Replacement Lamp, 18 Watt GU24 Squat Bulb	
4074	Replacement Lamp, 11 Watt GU24 Spiral Bulb	
4075	Replacement Lamp, 18 Watt GU24 Quad Tube Bulb	
4089	Replacement Lamp, 32W Circline Bulb	
4090	Replacement Lamp, 40W Circline Bulb	
4094	Replacement Lamp, 14W Fluorescent Bulb	

Halogen & Krypton Lamps

PRODUCT ID	DESCRIPTION
4355 CLR	Bulb Wedge Base 5W 12V Xenon
5902 FST	Frosted 50W GU10 Halogen Lamp
5903 CLR	Clear 100W T-3 Mini-Can Base, Tungsten Halogen Lamp
5904 CLR	Clear 20W T-3 Candelabra Base Krypton Lamp
5904 FST	Frosted 20W T-3 Candelabra Base Krypton Lamp
5905 CLR	Clear 60W T-3 Candelabra Base Krypton Lamp

PRODUCT ID	DESCRIPTION
5905 FST	Frosted 60W T-3 Krypton Bulb
5907 CLR	Clear 40W Krypton Bulb
5907 FST	Frosted 40W T-3 Candelabra Base Krypton Lamp
5908 FST	Frosted 60W G9 Halogen Lamp
5910 CLR	Clear 75W T-3 Mini-Can Base, Tungsten Halogen Lamp
5911 CLR	E11 75W Mini-Can Halogen Bulb

Decorative Light Bulbs



4071 CLR
60W (M)



5971 CLR
40W (C)

Optional Shades



4086 BG
Beige Fabric Shade
3.5" x 5.5" x 4.75"



4121
Mica Fabric Shade
3.25" x 5" x 4.25"



4122
Clear Seedy Glass
4.5" x 6.5"

ACCESSORIES

Standard Gauge Chain

Chain may be ordered in 3' lengths to supplement existing chain supplied with Kichler® fixtures. To order additional chain, look for the chain recommendations listed for fixtures requiring chain.

2979 **PB** Polished Brass (LifeBrite™)
2996 **AB** Antique Brass
2996 **ACO** Antique Copper
2996 **AP** Antique Pewter
2996 **AVI** Anvil Iron
2996 **BPT** Brushed Pewter
2996 **BMSG** Brushed Silver and Gold
2996 **BST** Brown Stone
2996 **CH** Chrome
2996 **CLP** Classic Pewter
2996 **CMZ** Cambridge Bronze
2996 **CZ** Carré Bronze®
2996 **DAW** Distressed Antique White
2996 **DBK** Distressed Black
2996 **LZ** Legacy Bronze™
2996 **MCH** Midnight Chrome
2996 **MIZ** Mission Bronze™
2996 **NBR** Natural Brass
2996 **NI** Brushed Nickel
2996 **NIP** Brushed Nickel Painted
2996 **OZ** Olde Bronze®
2996 **PN** Polished Nickel
2996 **PSS316** Polished Stainless Steel 316
2996 **RS** Raw Steel
2996 **SIL** Silver Leaf
2996 **RT** Rust
2996 **RVN** Ravenna™
2996 **SGD** Sterling Gold
2996 **SMG** Smokey Gray
2996 **SRM** Sunrise Mist
2996 **SWZ** Shadow Bronze™
2996 **TRZ** Terrene Bronze
2996 **TZ** Tannery Bronze™

2996 **TZG** Tannery Bronze™
with Gold Accents

2996 **WMZ** Warm Bronze™

2996 **WZC** Weathered Zinc

Heavy Gauge Chain

4901 **ACO** Antique Copper
4901 **AP** Antique Pewter
4901 **AVI** Anvil Iron
4901 **BK** Black
4901 **BPT** Brushed Pewter
4901 **BMSG** Brushed Silver and Gold
4901 **CH** Chrome
4901 **CMZ** Cambridge Bronze
4901 **CZ** Carré Bronze®
4901 **DAW** Distressed Antique White
4901 **DBK** Distressed Black
4901 **ESP** Espresso
4901 **LD** Londonderry™
4901 **LZ** Legacy Bronze™
4901 **MIZ** Mission Bronze™
4901 **NI** Brushed Nickel
4901 **OZ** Olde Bronze®
4901 **PN** Polished Nickel
4901 **RVN** Ravenna™
4901 **SGD** Sterling Gold
4901 **SRM** Sunrise Mist
4901 **SWZ** Shadow Bronze™
4901 **TRZ** Terrene Bronze
4901 **TZ** Tannery Bronze™
4901 **TZG** Tannery Bronze™
with Gold Accents
4901 **WZC** Weathered Zinc

Extra Heavy Gauge Chain

4908 **AP** Antique Pewter
4908 **CLP** Classic Pewter
4908 **CZ** Carré Bronze®
4908 **DBK** Distressed Black
4908 **LD** Londonderry™
4908 **NI** Brushed Nickel
4908 **NIP** Brushed Nickel Painted
4908 **OZ** Olde Bronze®
4908 **PN** Polished Nickel
4908 **SGD** Sterling Gold
4908 **SRM** Sunrise Mist
4908 **TRZ** Terrene Bronze™
4908 **TZ** Tannery Bronze™
4908 **TZG** Tannery Bronze™
with Gold Accents
4909 **AP** Antique Pewter
4909 **CH** Chrome
4909 **CZ** Carré Bronze®
4909 **DBK** Distressed Black
4909 **ESP** Espresso
4909 **NI** Brushed Nickel
4909 **OZ** Olde Bronze®
4909 **TZG** Tannery Bronze™
with Gold Accents
4930 **CZ** Carré Bronze®
4930 **RVN** Ravenna™
4930 **TZG** Tannery Bronze™
with Gold Accents

Decorative Chain

4905 **TZ** Tannery Bronze®
4912 **RVN** Ravenna™
4915 **TZ** Tannery Bronze™
4917 **TZ** Tannery Bronze™

Outdoor Solid Brass Chain

4927 **ACO** Antique Copper
4927 **AGZ** Aged Bronze
4927 **AVI** Anvil Iron
4927 **AZ** Architectural Bronze®
4927 **BK** Black
4927 **BKG** Black with Gold
4927 **BRZ** Brushed Bronze
4927 **CV** Canyon View™
4927 **DCO** Distressed Copper
4927 **GNT** Textured Granite
4927 **LD** Londonderry™
4927 **OB** Olde Brick®
4927 **OZ** Olde Bronze®
4927 **PL** Platinum
4927 **PR** Prairie Rock™
4927 **RST** Rustic™
4927 **RZ** Rubbed Bronze
4927 **SS** Stainless Steel
4927 **TZ** Tannery Bronze™
4927 **WZC** Weathered Zinc

Wall Mount Pendant Assembly

BeautyWrap™ Adapter Kit
4931 NI Brushed Nickel

Ceiling Mount Pendant Suspender Kit

Suspend 2- or 3-mini pendants, even Mini-Chandeliers, over a kitchen island, breakfast nook, or almost anywhere. Kit includes a central outlet box canopy cover and (2) 16-1/2" arms with mounting hardware. It's easy and so versatile – add additional fixtures to create a more modular look!

4900 NI Brushed Nickel
4900 TZ Tannery Bronze™

Stem Segments

To increase the fixture overall length to a maximum of 5-stem segments you may order:

6" Length (.5 x 6")

2998 AB Antique Brass
2998 AP Antique Pewter
2998 BPT Brushed Pewter
2998 CH Chrome
2998 CZ Carré Bronze®
2998 DBK Distressed Black
2998 DZ Dore Bronze™
2998 NI Brushed Nickel
2998 OLZ Oiled Bronze
2998 OZ Olde Bronze®
2998 PZ Patina Bronze
2998 TZ Tannery Bronze™

6" Length (.625 x 6")

4934 DBK Distressed Black
4934 NI Brushed Nickel

12" Length (.5 x 12")

2995 AP Antique Pewter
2995 BK Black
2995 CH Chrome
2995 OZ Olde Bronze®

2999 ACO Antique Copper
2999 AP Antique Pewter
2999 AVI Anvil Iron
2999 AZ Architectural Bronze®
2999 BA Black
2999 BK Black
2999 BPT Brushed Pewter
2999 BRSG Brushed Silver and Gold
2999 CH Chrome
2999 CLP Classic Pewter
2999 CMZ Cambridge Bronze
2999 CZ Carré Bronze®
2999 CV Canyon View™
2999 DAW Distressed Antique White
2999 DBK Distressed Black
2999 ESP Espresso
2999 LZ Legacy Bronze™
2999 MBZ Marbled Bronze
2999 MCH Midnight Chrome
2999 MIZ Mission Bronze™
2999 NBR Natural Brass
2999 NI Brushed Nickel
2999 NIP Brushed Nickel Painted
2999 OLZ Oiled Bronze
2999 OZ Olde Bronze®
2999 PN Polished Nickel
2999 PSS316 Polished Stainless Steel 316
2999 RS Raw Steel
2999 RT Rust
2999 SBR Shadow Brass
2999 SGD Sterling Gold
2999 SIL Silver Leaf
2999 SN Satin Nickel
2999 SWZ Shadow Bronze
2999 TZ Tannery Bronze™
2999 WH White
2999 WMZ Warm Bronze™
2999 WZC Weathered Zinc

12" Length (.625 x 12")

4935 ACO Antique Copper
4935 AP Antique Pewter
4935 AVI Anvil Iron
4935 BK Black
4935 BPT Brushed Pewter
4935 CH Chrome
4935 CLP Classic Pewter
4935 CMZ Cambridge Bronze
4935 DAW Distressed Antique White
4935 DBK Distressed Black
4935 NI Brushed Nickel
4935 OZ Olde Bronze®
4935 PG Pharaoh Gold
4935 PN Polished Nickel
4935 RT Rust
4935 SBR Satin Brass
4935 SNI Satin Nickel
4935 SWZ Shadow Bronze
4935 WMZ Warm Bronze™
4935 WZC Weathered Zinc

24" Length (.5 x 24")

2997 NI Brushed Nickel


36" Length (.5 x 36")

3036 NI Brushed Nickel

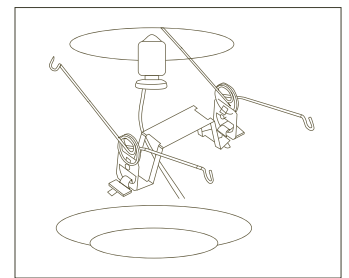
48" Length (.5 x 48")

3048 NI Brushed Nickel

LED Retrofit Ceiling Adapter



4145 LED
Retrofit Ceiling Adapter for **43878**



4146 LED
Retrofit Ceiling Adapter for **43848**

Index

206 NI.....	463	1894 NIL16.....	292	2664 OZ.....	128, 422	3475 OZ.....	192
206 OZ.....	463	1894 OZS.....	292	2664 PN.....	126, 420	3476 NI.....	220
206 WH.....	463	1894 OZSL16.....	292	2665 OZ.....	129, 422	3476 OZ.....	221
208 WH.....	463	1896 NI.....	292	2665 PN.....	126, 420	3482 NI.....	215
209 NI.....	463	1896 NIL16.....	292	2666 OZ.....	128, 422	3482 NIL16.....	215
209 OZ.....	463	1896 OZS.....	292	2666 PN.....	126, 420	3482 OZ.....	217
209 WH.....	463	1896 OZSL16.....	292	2682 OZ.....	128, 422	3482 OZL16.....	217
210 WH.....	463	1897 NI.....	292	2682 PN.....	127, 420	3497 NI.....	293
216 WH.....	463	1897 NIL16.....	292	2691 OZ.....	129, 423	3497 NIL16.....	293
623 CH.....	619	1897 OZS.....	292	2691 PN.....	127, 421	3497 OZS.....	293
623 NI.....	619	1897 OZSL16.....	292	2693 NI.....	225	3497 OZSL16.....	293
624 CH.....	619			2693 OZ.....	225	3502 NI.....	363
624 NI.....	619	2019 NI.....	362	2702 NI.....	363	3502 TZ.....	365
625 CH.....	619	2019 TZ.....	364	2702 TZ.....	365	3606 AP.....	348, 457
625 NI.....	619	2020 AB.....	364	2713 NI.....	436	3606 OZ.....	348, 457
626 CH.....	619	2020 NI.....	362	2713 OB.....	436	3620 NI.....	459
626 NI.....	619	2020 TZ.....	364	2714 NI.....	426	3623 NI.....	363, 453
628 CH.....	619	2021 NI.....	363	2771 NI.....	362	3623 OZ.....	453
628 NI.....	619	2021 TZ.....	365	2771 TZ.....	364	3623 TZ.....	365, 453
		2022 NI.....	225	2943 NI.....	271	3627 NI.....	459
1671 NI.....	194	2022 TZ.....	225	2943 OZ.....	273	3627 OZ.....	459
1671 OZ.....	191	2031 NI.....	363	2955 NI.....	285	3674 NI.....	195, 454
1672 NI.....	194	2031 TZ.....	365	2955 OZ.....	285	3674 OZ.....	192, 454
1672 OZ.....	191	2043 NI.....	284			3677 NI.....	195, 454
1673 NI.....	194	2055 NI.....	285	3030 NI.....	416	3677 OZ.....	192, 454
1673 OZ.....	191	2076 NI.....	220	3122 NI.....	459	3681 NI.....	214
1674 NI.....	194	2076 OZ.....	221	3122 NIA.....	459	3681 NIL16.....	214
1674 OZ.....	191	2077 NI.....	220	3122 TZ.....	459	3681 OZ.....	216
1675 NI.....	193	2077 OZ.....	221	3275 NI.....	195	3681 OZL16.....	216
1675 OZ.....	190	2093 NI.....	225	3275 OZ.....	192	3694 NI.....	225
1687 NI.....	195	2093 OZ.....	225	3277 NI.....	220	3694 NIW.....	203, 215
1687 OZ.....	192	2343 NI.....	271	3277 OZ.....	221	3694 NIWL16.....	203, 215
1748 NI.....	224	2343 OZ.....	273	3278 AP.....	348	3694 OZ.....	225
1770 NI.....	225	2344 NI.....	270	3278 OZ.....	349	3694 OZW.....	203, 217
1770 TZ.....	225	2344 OZ.....	272	3279 AP.....	348	3694 OZWL16.....	203
1783 NI.....	214	2345 NI.....	271	3279 OZ.....	349	3694 OZWL16.....	217
1783 NIL16.....	214	2345 OZ.....	273	3293 NI.....	225	3718 NI.....	459
1783 OZ.....	216	2346 NI.....	270	3293 OZ.....	225	3797 NI.....	293
1783 OZL16.....	216	2346 OZ.....	272	3299 NI.....	293	3797 NIL16.....	293
1784 NI.....	214	2347 NI.....	270	3299 NIL16.....	293	3797 OZS.....	293
1784 NIL16.....	214	2347 OZ.....	273	3299 OZS.....	293	3797 OZSL16.....	293
1784 OZ.....	216	2520 NI.....	363	3299 OZSL16.....	293	3898 NI.....	292
1784 OZL16.....	216	2520 TZ.....	365	3345 NI.....	224	3898 NIL16.....	292
1788 NI.....	214	2523 NI.....	362	3348 NI.....	224	3898 OZS.....	292
1788 NIL16.....	214	2523 TZ.....	364	3349 NI.....	224	3898 OZSL16.....	292
1788 OZ.....	216	2621 NI.....	436	3384 NI.....	215		
1788 OZL16.....	216	2640 NI.....	426	3384 NIL16.....	215	5003 CH.....	618
1873 NI.....	193	2641 NI.....	426	3384 OZ.....	217	5003 NI.....	618
1873 OZ.....	191	2643 NI.....	426	3384 OZL16.....	217	5003 TZ.....	618
1894 NI.....	292	2655 NI.....	285, 426	3475 NI.....	195	5017 CH.....	618

5017 NI.....	618	5099 OZS.....	528	5447 CH.....	601	6520 NI.....	491
5017 TZ.....	618	5099 OZSL16.....	528	5447 NI.....	601	6520 OZ.....	491
5018 CH.....	618	5294 NI.....	225, 491	5447 OZ.....	601	6521 NI.....	491
5018 NI.....	618	5294 OZ.....	225, 491	5448 CH.....	601	6719 NI.....	362, 483, 604
5018 TZ.....	618	5315 MBZ.....	557	5448 NI.....	601	6719 TZ.....	364, 483, 605
5019 CH.....	618	5316 MBZ.....	557	5448 OZ.....	601	6963 NI.....	285, 489, 523
5019 NI.....	618	5317 MBZ.....	557	5449 CH.....	601		
5019 TZ.....	618	5334 CHS.....	491, 617	5449 NI.....	601	7003 NI.....	459
5051 NI.....	486, 519	5334 NIS.....	491, 617	5449 OZ.....	601	7050 OZ.....	129, 469
5052 NI.....	519	5334 TZS.....	617	5461 AP.....	569	7050 PN.....	127, 469
5053 NI.....	519	5336 CHS.....	617	5462 AP.....	569	7260 WH.....	463
5054 NI.....	519	5336 NIS.....	617	5967 NI.....	615	7704 OZ.....	129, 469
5076 CH.....	484, 561	5336 TZS.....	617	5991 CH.....	490, 606	7704 PN.....	127, 469
5076 NI.....	195, 484, 562	5337 CHS.....	617	5991 NI.....	220, 490, 607	7772 NI.....	468
5076 OZ.....	192, 484, 563	5337 NIS.....	617	5991 OZ.....	221, 490, 608	7772 OZ.....	468
5077 CH.....	561	5337 TZS.....	617	5992 CH.....	606		
5077 NI.....	562	5338 CHS.....	617	5992 NI.....	607	8043 NI.....	293, 454
5077 OZ.....	563	5338 NIS.....	617	5992 OZ.....	608	8043 NIL16.....	293, 454
5078 CH.....	561	5338 TZS.....	617	5993 CH.....	606	8043 OZS.....	293, 454
5078 NI.....	562	5339 CHS.....	617	5993 NI.....	607	8043 OZSL16.....	293, 454
5078 OZ.....	563	5339 NIS.....	617	5993 OZ.....	608	8064 NI.....	362, 453
5079 CH.....	561	5339 TZS.....	617	5994 CH.....	606	8064 TZ.....	364, 453
5079 NI.....	562	5359 NI.....	491	5994 NI.....	607	8065 NI.....	362, 453
5079 OZ.....	563	5359 NI.....	593	5994 OZ.....	608	8065 TZ.....	362
5085 CH.....	561	5360 NI.....	593			8102 WH.....	463
5085 NI.....	562	5361 NI.....	593	6016 MBZ.....	489, 557	8108 NI.....	460
5085 OZ.....	563	5362 NI.....	593	6121 CH.....	491, 609	8108 OZ.....	460
5096 NI.....	293, 483, 528	5367 CH.....	487, 592	6121 NI.....	491, 609	8108 TZ.....	460
5096 NIL16.....	293, 483, 528	5368 CH.....	592	6122 CH.....	609	8109 NI.....	460
5096 OZ.....	483	5369 CH.....	592	6122 NI.....	609	8109 OZ.....	460
5096 OZL16.....	483	5370 CH.....	592	6123 CH.....	609	8109 TZ.....	460
5096 OZS.....	293, 528	5388 NI.....	215, 486, 570	6123 NI.....	609	8110 NI.....	460
5096 OZSL16.....	293	5388 NIL16.....	215, 486, 570	6124 CH.....	609	8110 OZ.....	460
5096 OZSL16.....	528	5388 OZ.....	217, 486, 570	6124 NI.....	609	8110 TZ.....	460
5097 CH.....	530	5388 OZL16.....	217, 486, 570	6144 NI.....	271, 480	8111 CH.....	462
5097 CHL16.....	530	5389 NI.....	570	6144 OZ.....	273, 480	8111 NI.....	462
5097 NI.....	529	5389 NIL16.....	570	6162 CH.....	522	8111 OZ.....	462
5097 NIL16.....	529	5389 OZ.....	570	6162 NI.....	523	8111 WH.....	462
5097 OZS.....	528	5389 OZL16.....	570	6313 NI.....	591	8112 CH.....	462
5097 OZSL16.....	528	5390 NI.....	570	6314 NI.....	591	8112 NI.....	462
5098 CH.....	530	5390 NIL16.....	570	6322 NI.....	604	8112 NILEDL.....	446
5098 CHL16.....	530	5390 OZ.....	570	6322 TZ.....	605	8112 OZ.....	462
5098 NI.....	529	5390 OZL16.....	570	6323 NI.....	604	8112 OZLEDR.....	446
5098 NIL16.....	529	5391 NI.....	570	6323 TZ.....	605	8112 WH.....	462
5098 OZS.....	528	5391 NIL16.....	570	6324 NI.....	604	8116 CH.....	462
5098 OZSL16.....	528	5391 OZ.....	570	6324 TZ.....	605	8116 NI.....	462
5099 CH.....	530	5391 OZL16.....	570	6463 CH.....	522	8116 NILEDL.....	446
5099 CHL16.....	530	5402 NI.....	566	6463 NI.....	523	8116 OZ.....	462
5099 NI.....	529	5403 NI.....	566	6464 CH.....	522	8116 OZLEDR.....	446
5099 NIL16.....	529	5404 NI.....	566	6464 NI.....	523	8116 WH.....	462

Index

8206 NI.....	463	10761 WHLED.....	447	11150 NILED.....	613	42047 CH.....	379
8209 NI.....	463	10763 NILED.....	447	11151 NILED.....	613	42047 OZ.....	374
8404 NI.....	461	10764 NILED.....	447	11252 NILED.....	427	42061 CMZ.....	185
8405 NI.....	461	10765 NILED.....	447	11253 NILED.....	610	42091 PNLED.....	503
8405 TZ.....	461	10766 WHLED.....	447	11254 NILED.....	610	42099 CMZ.....	185
8406 NI.....	461	10767 WHLED.....	447	11255 NILED.....	610	42121 NI.....	432
8407 NI.....	461	10768 WHLED.....	447	11301 NILED.....	427	42121 OZ.....	432
8653 NI.....	363, 461	10769 NILED.....	448	11302 CPLED.....	447	42122 NI.....	433
8653 SC.....	461	10769 OZLED.....	448	11302 NILED.....	447	42122 OZ.....	433
8653 TZ.....	365, 461	10784 NILED.....	448	11303 CPLED.....	447	42123 CH.....	417
8654 NI.....	362, 461	10784 OZLED.....	448	11303 NILED.....	447	42124 CLP.....	139
8654 TZ.....	364, 461	10786 NILED.....	448	11304 NILED.....	449	42124 OZ.....	139
8655 NI.....	363, 461	10786 OZLED.....	448	11305 NILED.....	427	42125 CLP.....	139, 411
8655 TZ.....	365, 461	10788 NILED.....	448	11314 NILED.....	427	42125 OZ.....	139, 411
8880 NI.....	464	10788 OZLED.....	448	11315 NILED.....	473	42126 CLP.....	139, 485
8881 NI.....	464	10789 NILED.....	448	11315 OZLED.....	473	42126 OZ.....	139, 485
8881 NIL16.....	464	10789 OZLED.....	448	11319 NILED.....	473	42141 CHCLR.....	378
8881 OZ.....	464	10790 NILED.....	473	11319 OZLED.....	473	42141 NICS.....	380
8881 OZL16.....	464	10790 OZLED.....	473	41011 CH.....	493	42141 OZCLR.....	374
8881 WH.....	464	10795 NILED.....	473	41011 NI.....	493	42141 OZCS.....	376
8881 WHL16.....	464	10797 NILED.....	473, 614	41011 OZ.....	493	42164 AP.....	468
8882 NI.....	464	10798 NILED.....	614	41056 NI.....	493	42167 NIMER.....	381
		10799 NILED.....	614	41067 CH.....	493	42167 OZMER.....	377
		10800 NILED.....	614	41071 NI.....	492	42173 CH.....	281
		10802 SI.....	466	41071 OZ.....	492	42174 CH.....	281, 417
		10824 CP.....	465	41096 NI.....	492	42175 CH.....	281, 482
		10827 NI.....	465	41122 DAG.....	492	42190 NI.....	380
		10827 OZ.....	465	41122 RGB.....	492	42190 OZ.....	376
		10828 NI.....	465			42195 CH.....	281
		10828 OZ.....	465			42196 NI.....	433
		10847 OZ.....	466	42017 BK.....	276	42196 OZ.....	433
		10847 SI.....	466	42017 NI.....	276	42198 CH.....	378
		10879 NI.....	465	42018 BK.....	276	42198 OZ.....	376
		10879 OZ.....	465	42018 NI.....	276	42203 NBR.....	117, 483
		10885 NI.....	447	42025 NI.....	459	42211 NBR.....	117
		10885 NILED.....	447	42025 OZ.....	459	42213 CH.....	283
		10886 NILED.....	447	42028 CH.....	333, 482	42214 CH.....	283
				42029 CH.....	333	42216 CH.....	283, 416
		11131 AZTLED.....	473	42030 CH.....	333	42245 NI.....	424
		11132 AZTLED.....	473	42031 CH.....	332	42245 OZ.....	424
		11134 AZTLED.....	473	42034 CH.....	333	42246 NI.....	456
		11135 AZTLED.....	473	42035 CH.....	333, 452	42246 OZ.....	456
		11141 NILED.....	611	42044 CH.....	379	42257 OZ.....	91
		11142 NILED.....	611	42044 NLMER.....	381	42275 NI.....	456
		11143 NILED.....	611	42044 OZ.....	374	42275 OZ.....	456
		11144 NILED.....	611	42044 OZMER.....	377	42276 NI.....	456
		11146 NILED.....	612	42046 CH.....	378	42276 OZ.....	456
		11147 NILED.....	612	42046 NICS.....	380	42296 NI.....	451
		11148 NILED.....	612	42046 OZ.....	374	42296 OZ.....	451
		11149 NILED.....	613	42046 OZCS.....	376	42306 CH.....	279, 454
10301 WH.....	467						
10301 WHLED.....	449						
10303 WH.....	467						
10303 WHLED.....	449						
10315 WH.....	467						
10315 WHLEDT.....	449						
10326 NI.....	468						
10329 WH.....	616						
10330 WH.....	616						
10331 WH.....	616						
10335 WH.....	616						
10414 NI.....	615						
10415 NI.....	615						
10421 SN.....	488						
10421 SNLED.....	472						
10425 BA.....	466						
10438 NCH.....	489						
10438 NCHLED.....	472						
10439 NCH.....	489						
10439 NCHLED.....	472						
10620 NI.....	487, 615						
10620 NILED.....	472						
10630 PN.....	479						
10630 PNLED.....	472						
10670 NI.....	491, 615						
10755 WHLED.....	447						
10760 WHLED.....	447						

42308 OZ.....	409	42494 CH.....	386	42631 CH.....	329	42900 OZ.....	353, 458
42328 NICS.....	381	42494 OZ.....	386	42632 CH.....	328	42900 OZL16.....	353, 458
42328 OZCS.....	376	42495 CLP.....	387	42633 CH.....	328	42901 NI.....	352
42329 NICS.....	381	42495 OZ.....	387	42634 CH.....	329, 488	42901 NIL16.....	352
42329 OZCS.....	376	42500 PNLED.....	472	42643 DBK.....	406	42901 OZ.....	353
42372 NILED.....	472	42505 CH.....	264	42644 DBK.....	406	42901 OZL16.....	353
42379 NILED R.....	446	42506 CH.....	264	42649 OZ.....	418	42902 NI.....	352
42379 OZLEDR.....	446	42517 NI.....	427	42708 OZ.....	90	42902 NIL16.....	352
42380 NILED R.....	446	42525 OZ.....	407	42798 NI.....	382	42902 OZ.....	353
42380 OZLEDR.....	446	42526 OZ.....	407	42798 OZ.....	382	42902 OZL16.....	353
42381 AP.....	341	42544 CH.....	330	42861 CLP.....	339	42903 NI.....	352
42381 MIZ.....	344	42545 CH.....	330	42861 SWZ.....	339	42903 NIL16.....	352
42382 AP.....	341	42546 CH.....	330	42863 CLP.....	339	42903 OZ.....	353
42382 MIZ.....	344	42547 CLP.....	275	42863 SWZ.....	339	42903 OZL16.....	353
42383 AP.....	340	42547 OZ.....	275	42864 CLP.....	339	42905 NI.....	352
42383 MIZ.....	345	42548 CLP.....	275	42864 SWZ.....	339	42905 NIL16.....	352
42384 AP.....	342	42548 OZ.....	275	42866 CLP.....	339, 455	42905 OZ.....	353
42384 MIZ.....	344	42549 CLP.....	275, 402	42866 SWZ.....	339, 455	42905 OZL16.....	353
42385 AP.....	342	42549 OZ.....	275, 402	42869 NI.....	113, 397	42906 NI.....	352
42385 MIZ.....	345	42557 BPT.....	209	42869 OZ.....	115, 397	42906 NIL16.....	352
42386 AP.....	342, 455	42557 OZ.....	209	42877 NI.....	113, 397	42906 OZ.....	353
42386 MIZ.....	345, 455	42559 BPT.....	209	42877 OZ.....	115, 397	42906 OZL16.....	353
42387 AP.....	342, 455	42559 OZ.....	209	42878 NI.....	113, 397	42907 NI.....	352
42387 MIZ.....	345, 455	42561 BPT.....	209	42878 OZ.....	115, 397	42907 NIL16.....	352
42391 CH.....	278	42561 OZ.....	209	42879 NI.....	218, 456	42907 OZ.....	353
42396 AP.....	341	42562 BPT.....	209	42879 OZ.....	219, 456	42907 OZL16.....	353
42396 MIZ.....	343	42562 OZ.....	209	42880 NI.....	218	42920 CLP.....	172
42399 AP.....	342, 455	42563 BPT.....	209, 454	42880 OZ.....	219	42921 CLP.....	173
42399 MIZ.....	345, 455	42563 OZ.....	209, 454	42881 NI.....	218	42923 CLP.....	173
42432 AP.....	402	42565 NI.....	399	42881 OZ.....	219	42940 CLP.....	266
42434 NI.....	417, 537	42565 OZ.....	399	42882 NI.....	218	42942 CLP.....	266, 483
42436 AP.....	424	42566 NI.....	399	42882 OZ.....	219	42992 OZLED.....	234
42436 OZ.....	424	42566 OZ.....	399	42883 NI.....	218	42992 SNLED.....	235
42437 AP.....	424	42568 NI.....	399	42883 OZ.....	219	42993 OZLED.....	234
42437 OZ.....	424	42568 OZ.....	399	42884 NI.....	218	42993 SNLED.....	235
42439 OZ.....	469	42579 OZ.....	418	42884 OZ.....	219		
42456 CHCLR.....	379	42580 OZ.....	418	42885 NI.....	218	43057 CLP.....	105
42456 OZCLR.....	374	42585 OZ.....	418	42885 OZ.....	219	43057 OZ.....	107
42456 OZCP.....	377	42588 NI.....	390	42887 OZ.....	81	43058 CLP.....	105
42465 WMZ.....	181	42588 OZ.....	390	42888 OZ.....	81	43058 OZ.....	107
42466 WMZ.....	181, 408	42589 BK.....	468	42890 NI.....	112	43059 CLP.....	104
42467 WMZ.....	181, 408	42591 NI.....	399	42890 OZ.....	114	43059 OZ.....	106
42474 PN.....	116	42591 OZ.....	399	42891 NI.....	113, 452, 538	43060 CLP.....	105, 397
42475 CHCLR.....	379	42592 OZ.....	391	42891 OZ.....	115, 452, 539	43060 OZ.....	107, 397
42475 NIMER.....	380	42592 PN.....	391	42893 CH.....	327	43073 NI.....	202
42475 OZMER.....	377	42593 OZ.....	451	42894 CH.....	326	43073 NIL16.....	202
42479 WMZ.....	181, 454	42593 PN.....	451	42895 CH.....	327	43073 OZ.....	202
42482 OZ.....	184	42594 OZ.....	391	42896 CH.....	327, 488	43073 OZL16.....	202
42485 OZ.....	184, 456	42594 PN.....	391	42900 NI.....	352, 458	43074 NI.....	202
42486 OZ.....	184, 456	42630 CH.....	329	42900 NIL16.....	352, 458	43074 NIL16.....	202

Index

43074 OZ.....	202	43156 OZL16.....	357	43193 DAG.....	56	43327 DAG.....	72
43074 OZL16.....	202	43158 NI.....	357	43194 AP.....	361, 458	43328 DAG.....	73, 414
43075 NI.....	202	43158 NIL16.....	357	43194 MIZ.....	361, 458	43332 OZ.....	166, 409
43075 NIL16.....	202	43158 OZ.....	357	43195 CH.....	145, 478	43333 OZ.....	166, 409
43075 OZ.....	202	43158 OZL16.....	357	43195 NBR.....	143, 478	43346 CLP.....	183, 428
43075 OZL16.....	202	43159 NI.....	356	43196 CH.....	145, 451	43347 CLP.....	182
43076 NI.....	203	43159 NIL16.....	356	43196 NBR.....	143, 451	43348 CLP.....	183
43076 NIL16.....	203	43159 OZ.....	356	43201 OZ.....	409	43349 CLP.....	183, 428
43076 OZ.....	203	43159 OZL16.....	356	43223 NI.....	351	43354 CH.....	396
43076 OZL16.....	203	43162 NI.....	359	43223 OZ.....	351	43359 CH.....	396
43077 NI.....	203	43162 NIL16.....	359	43224 NI.....	351	43362 NBR.....	154
43077 NIL16.....	203	43162 OZ.....	359	43224 OZ.....	351	43363 NBR.....	154, 478
43077 OZ.....	203	43162 OZL16.....	359	43225 NI.....	351	43364 CLP.....	265
43077 OZL16.....	203	43163 NI.....	359	43225 OZ.....	351	43365 CLP.....	265
43090 CLP.....	384	43163 NIL16.....	359	43226 NI.....	350	43366 CLP.....	265
43090 NBR.....	384	43163 OZ.....	359	43226 OZ.....	350	43375 CLP.....	487
43095 CH.....	145	43163 OZL16.....	359	43227 NI.....	351	43375 NBR.....	487
43095 NBR.....	143	43164 NI.....	358	43227 OZ.....	351	43390 NI.....	179
43096 OZ.....	296	43164 NIL16.....	358	43230 NI.....	351	43390 OZ.....	177
43096 PN.....	297	43164 OZ.....	358	43230 OZ.....	351	43391 AP.....	347
43097 OZ.....	296	43164 OZL16.....	358	43232 NI.....	351, 452	43391 OZ.....	347
43097 PN.....	297	43165 NI.....	359	43232 OZ.....	351, 452	43392 AP.....	347
43118 CH.....	145	43165 OZ.....	359	43234 NI.....	350	43392 OZ.....	347
43118 NBR.....	142	43166 NI.....	359	43234 OZ.....	350	43393 AP.....	346
43119 CH.....	144	43166 OZ.....	359	43255 DAW.....	83, 414	43393 OZ.....	346
43119 NBR.....	142	43167 NI.....	357	43256 DAW.....	83	43394 AP.....	347
43121 CH.....	331	43167 OZ.....	357	43257 DAW.....	83	43394 OZ.....	347
43124 CH.....	331	43169 NI.....	359, 456	43258 DAW.....	83, 415	43415 CLP.....	485
43127 NBR.....	123, 411	43169 NIL16.....	359, 456	43259 DAW.....	83, 415	43415 NBR.....	485
43139 AP.....	361	43169 OZ.....	359, 456	43265 DAW.....	82	43422 OZ.....	85
43139 MIZ.....	361	43169 OZL16.....	359, 456	43276 NBR.....	155, 413	43423 OZ.....	85
43149 AP.....	360	43170 NI.....	359, 486, 602	43290 BK.....	243	43424 OZ.....	84
43149 MIZ.....	360	43170 NIL16.....	359, 486, 602	43291 BK.....	243	43427 NBR.....	490
43150 AP.....	360	43170 OZ.....	359, 486, 602	43292 BK.....	242	43433 AUB.....	53
43150 MIZ.....	360	43170 OZL16.....	359, 486, 602	43293 BK.....	243, 451	43433 CLP.....	51
43151 AP.....	360	43185 AUB.....	61	43295 PN.....	387	43435 AUB.....	53, 414
43151 MIZ.....	360	43185 DAG.....	57	43296 PN.....	387	43435 CLP.....	51, 414
43152 AP.....	361	43186 AUB.....	63	43301 NI.....	179, 400	43436 AUB.....	53, 482
43152 MIZ.....	361	43186 DAG.....	59	43301 OZ.....	177, 400	43436 CLP.....	51, 482
43153 AP.....	361	43189 AUB.....	63	43301 OZ.....	177	43437 NI.....	167
43153 MIZ.....	361	43189 DAG.....	59	43303 NI.....	178	43438 NI.....	167
43154 AP.....	361, 458	43190 AUB.....	61	43303 OZ.....	176	43442 NI.....	167, 416
43154 MIZ.....	361, 458	43190 DAG.....	57	43304 NI.....	179, 400	43451 SGD.....	313, 429
43155 NI.....	357	43191 AUB.....	62	43304 OZ.....	177, 400	43452 SGD.....	313, 429
43155 NIL16.....	357	43191 DAG.....	58	43305 NI.....	179, 488	43457 CLP.....	104
43155 OZ.....	357	43192 NI.....	356	43305 OZ.....	177, 488	43457 OZ.....	107
43155 OZL16.....	357	43192 NIL16.....	356	43309 CLP.....	450	43476 SGD.....	312, 488
43156 NI.....	357	43192 OZ.....	356	43309 NBR.....	450	43486 NIBL.....	417
43156 NIL16.....	357	43192 OZL16.....	356	43322 DAG.....	73	43488 OZ.....	405
43156 OZ.....	357	43193 AUB.....	60	43324 DAG.....	73	43489 BKSLV.....	417

43491 AUB.....	52	43615 WZC.....	79	43671 NI.....	204	43738 NBR.....	425
43491 CLP.....	51	43617 WZC.....	79	43671 OZ.....	206	43739 CLP.....	425
43503 NI.....	212	43618 WZC.....	78	43672 NI.....	204	43739 NBR.....	425
43503 NIL16.....	212	43624 NI.....	175, 389	43672 OZ.....	206	43740 CLP.....	458
43503 OZ.....	213	43625 NI.....	175, 389	43674 NI.....	205	43740 NBR.....	458
43503 OZL16.....	213	43627 NI.....	175, 389	43674 OZ.....	207	43742 NBR.....	157, 413
43504 NI.....	212	43628 NI.....	175	43675 NI.....	205, 457	43743 NBR.....	157, 412
43504 NIL16.....	212	43629 NI.....	175, 389	43675 OZ.....	207, 457	43744 NBR.....	157, 412
43504 OZ.....	213	43637 NI.....	222	43682 WH.....	156, 412	43745 OZ.....	318
43504 OZL16.....	213	43637 NIL16.....	222	43683 WH.....	156, 412	43748 OZ.....	318
43506 NI.....	212	43637 OZ.....	223	43686 NI.....	245	43753 AUB.....	153, 407
43506 NIL16.....	212	43637 OZL16.....	223	43687 NI.....	244	43754 AUB.....	153
43506 OZ.....	213	43638 NI.....	222	43688 NI.....	245, 402	43755 AUB.....	153, 407
43506 OZL16.....	213	43638 NIL16.....	222	43691 NI.....	205, 457	43756 AUB.....	153, 482
43511 NI.....	212	43638 OZ.....	223	43691 OZ.....	207, 457	43758 CH.....	324
43511 NIL16.....	212	43638 OZL16.....	223	43692 NI.....	205, 457	43758 ESP.....	325
43511 OZ.....	213	43639 NI.....	222	43692 OZ.....	207, 457	43764 OZ.....	129, 423
43511 OZL16.....	213	43639 NIL16.....	222	43693 NI.....	205, 457	43764 PN.....	127, 421
43512 NI.....	212, 455	43639 OZ.....	223	43693 OZ.....	207, 457	43765 OZ.....	129, 423
43512 NIL16.....	212, 455	43639 OZL16.....	223	43698 PN.....	301, 483	43765 PN.....	127, 421
43512 OZ.....	213, 455	43640 NI.....	222	43701 CLP.....	317	43767 OZ.....	129, 423
43512 OZL16.....	213, 455	43640 NIL16.....	222	43703 CLP.....	317	43767 PN.....	127, 421
43519 DAG.....	415	43640 OZ.....	223	43704 CLP.....	36	43774 AVI.....	68
43520 DAG.....	415	43640 OZL16.....	223	43706 CLP.....	314, 432	43775 AVI.....	69, 415
43537 NI.....	394	43641 NI.....	222	43706 OZ.....	314, 432	43776 AVI.....	69, 415
43538 NI.....	394	43641 NIL16.....	222	43707 CLP.....	314	43777 AVI.....	69, 480
43551 CLP.....	123, 411	43641 OZ.....	223	43707 OZ.....	314	43780 PN.....	394
43551 NBR.....	123, 411	43641 OZL16.....	223	43712 PN.....	255	43783 PN.....	267, 403
43552 NI.....	396	43664 NI.....	210	43713 PN.....	255, 406	43784 PN.....	267, 403
43553 NI.....	396	43664 NIL16.....	210	43715 PN.....	255	43787 PN.....	267, 482
43563 SNI.....	390	43664 OZ.....	210	43716 PN.....	255, 490	43792 NI.....	417
43564 SNI.....	390	43664 OZL16.....	210	43717 RS.....	125, 405	43793 BK.....	259
43565 OZ.....	305	43665 NI.....	210	43718 RS.....	125, 405	43794 BK.....	259
43565 SDG.....	304	43665 NIL16.....	210	43719 RS.....	125, 405	43795 BK.....	258
43567 OZ.....	305, 452	43665 OZ.....	210	43720 PN.....	301	43804 SGD.....	312
43567 SDG.....	305, 452	43665 OZL16.....	210	43721 PN.....	301	43805 SGD.....	312
43569 OZ.....	305	43666 NI.....	210	43722 PN.....	255, 406	43807 CH.....	315
43569 SDG.....	304	43666 NIL16.....	210	43723 CH.....	323, 428	43808 CH.....	315
43570 OZ.....	305, 482	43666 OZ.....	210	43723 ESP.....	325, 428	43809 CH.....	315
43570 SDG.....	305, 482	43666 OZL16.....	210	43724 CH.....	323	43810 CH.....	315, 486
43581 AVI.....	65	43668 NI.....	211	43724 ESP.....	325	43811 SGD.....	308
43582 AVI.....	65	43668 NIL16.....	211	43725 CH.....	323	43812 SGD.....	309
43584 AVI.....	65, 414	43668 OZ.....	211	43725 ESP.....	325	43813 SGD.....	309, 451
43586 AVI.....	65, 478, 556	43668 OZL16.....	211	43726 CH.....	323, 457	43823 WZC.....	75
43587 NBR.....	119	43669 NI.....	211, 451	43726 ESP.....	325, 457	43824 WZC.....	75
43589 NBR.....	119, 405	43669 NIL16.....	211, 451	43727 CH.....	323, 488	43826 WZC.....	74
43590 AVI.....	65	43669 OZ.....	211, 451	43727 ESP.....	325, 488	43846 WHLED27.....	444
43600 WZC.....	409	43669 OZL16.....	211, 451	43737 CLP.....	425	43846 WHLED27B.....	444
43602 WZC.....	409	43670 NI.....	205	43737 NBR.....	425	43846 WHLED30.....	444
43603 WZC.....	484	43670 OZ.....	207	43738 CLP.....	425	43846 WHLED30B.....	444

Index

43848 WHLED27T.....	445	43892 DBK.....	80	43937 OZL16.....	355	43968 PN.....	368
43848 WHLED30T.....	445	43893 DBK.....	80, 452	43938 NI.....	354	43982 BK.....	263, 404
43848 NILED27.....	445	43894 DBK.....	80, 480	43938 NIL16.....	354	43983 BK.....	263, 404
43848 NILED27T.....	445	43895 OZ.....	49	43938 OZ.....	355	43984 BK.....	263, 404
43848 NILED30.....	445	43896 OZ.....	49	43938 OZL16.....	355	43987 NI.....	171, 432
43848 NILED30T.....	445	43898 OZ.....	49, 414	43939 NI.....	354	43988 NI.....	171, 432
43848 OZLED27.....	445	43900 CLP.....	238, 401	43939 NIL16.....	354	43989 NI.....	171, 487
43848 OZLED27T.....	445	43900 OZ.....	239, 401	43939 OZ.....	355	43992 AP.....	131
43848 OZLED30.....	445	43901 CLP.....	239	43939 OZL16.....	355	43992 OZ.....	133
43848 OZLED30T.....	445	43901 OZ.....	239	43940 NI.....	354	43993 AP.....	130
43848 WHLED27.....	445	43902 CLP.....	239, 401	43940 OZ.....	355	43993 OZ.....	132
43848 WHLED27TB.....	445	43902 OZ.....	239, 401	43941 NI.....	354	43994 AP.....	131
43848 WHLED30.....	445	43903 AP.....	385, 453	43941 NIL16.....	354	43994 OZ.....	133
43848 WHLED30TB.....	445	43903 OZ.....	385, 453	43941 OZ.....	355	43995 CH.....	290
43850 CH.....	392	43904 AP.....	385, 453	43941 OZL16.....	355	43995 NI.....	287
43850 NI.....	392	43904 OZ.....	385, 453	43945 CLP.....	335	43995 OZ.....	288
43850 OZ.....	392	43918 NBR.....	307, 413	43945 NBR.....	337	43996 CH.....	291, 403
43851 NI.....	392	43920 NBR.....	307	43946 CLP.....	335	43996 NI.....	287, 403
43851 OZ.....	392	43922 NI.....	188	43946 NBR.....	337	43996 OZ.....	289, 403
43852 NI.....	393	43922 NIL16.....	188	43947 CLP.....	335	43997 CH.....	291
43852 OZ.....	393	43922 OZ.....	188	43947 NBR.....	337	43997 NI.....	287
43853 CH.....	393	43922 OZL16.....	188	43948 CLP.....	334	43997 OZ.....	289
43853 NI.....	393	43923 NI.....	188	43948 NBR.....	336	43998 CH.....	291
43853 OZ.....	393	43923 NIL16.....	188	43949 CLP.....	335, 412	43998 NI.....	287
43855 WHLED30T.....	443	43923 OZ.....	188	43949 NBR.....	337, 412	43998 OZ.....	289
43857 NBR.....	249	43923 OZL16.....	188	43950 NI.....	370	43999 CH.....	291
43857 SN.....	247	43924 NI.....	188	43950 OZ.....	372	43999 NI.....	287
43859 NBR.....	248	43924 NIL16.....	188	43952 NI.....	370	43999 OZ.....	289
43859 SN.....	246	43924 OZ.....	188	43952 OZ.....	372		
43870 WHLED27.....	443	43924 OZL16.....	188	43953 NI.....	371	44015 WZC.....	480
43870 WHLED27B.....	443	43925 NI.....	189	43953 OZ.....	373	44029 NI.....	186
43870 WHLED30.....	443	43925 NIL16.....	189	43954 NI.....	371	44029 OZ.....	187
43870 WHLED30B.....	443	43925 OZ.....	189	43954 OZ.....	373	44030 NI.....	186
43871 CLP.....	262, 429	43925 OZL16.....	189	43955 NI.....	371	44030 OZ.....	187
43871 OZ.....	262, 429	43926 NI.....	189	43955 OZ.....	373	44031 NI.....	186
43872 CLP.....	262	43926 NI.....	455	43956 NI.....	371	44031 OZ.....	187
43872 OZ.....	262	43926 NIL16.....	189	43956 OZ.....	373	44032 NI.....	186
43878 WHLED27.....	444	43926 NIL16.....	455	43957 NI.....	371	44032 OZ.....	187
43878 WHLED30.....	444	43926 OZ.....	189, 455	43957 OZ.....	373	44033 NI.....	186, 458
43879 CLPLED.....	484, 506	43926 OZL16.....	189, 455	43958 NBR.....	123, 411	44033 OZ.....	187, 458
43879 NBRLED.....	484, 507	43927 NI.....	189	43959 NI.....	371	44050 NI.....	199
43880 CLPLED.....	506	43927 NIL16.....	189	43959 OZ.....	373	44050 OZ.....	201
43880 NBRLED.....	507	43927 OZ.....	189	43960 CLP.....	319, 453	44051 NI.....	199
43883 NILED.....	126, 446	43927 OZL16.....	189	43960 OZ.....	319, 453	44051 OZ.....	201
43883 OZLEDR.....	128, 446	43931 NBR.....	160	43961 CLP.....	319	44052 NI.....	198
43883 PNLEDR.....	126	43933 NBR.....	161, 413	43961 OZ.....	319	44052 OZ.....	200
43887 BK.....	122	43935 NBR.....	161	43964 PN.....	261, 398	44053 NI.....	199
43888 BK.....	122, 405	43937 NI.....	354	43965 PN.....	261, 398	44053 OZ.....	201
43889 BK.....	122, 484	43937 NIL16.....	354	43966 PN.....	261	44054 NI.....	199
43891 DBK.....	80	43937 OZ.....	355	43968 NBR.....	368	44054 OZ.....	201
















44058 OZ.....	93	44108 OZ.....	431, 450	45054 NIL16.....	602	45283 AP.....	588
44059 OZ.....	93	44115 PN.....	398	45054 OZ.....	602	45283 MIZ.....	589
44060 OZ.....	92	44116 PN.....	398	45054 OZL16.....	602	45284 AP.....	588
44063 NI.....	135	44120 BK.....	277	45055 NI.....	602	45284 MIZ.....	589
44063 OZ.....	137	44120 PN.....	277	45055 NIL16.....	602	45291 CH.....	279, 516
44064 NI.....	134	44123 CLP.....	237	45055 OZ.....	602	45293 CH.....	279, 516
44064 OZ.....	136	44124 CLP.....	237	45055 OZL16.....	602	45295 CH.....	478, 546
44065 NI.....	135	44126 CLP.....	237	45056 NI.....	602	45295 NBR.....	478, 544
44065 OZ.....	137	44128 PN.....	261, 453	45056 NIL16.....	602	45296 CH.....	546
44066 NI.....	135, 454	44140 PN.....	395	45056 OZ.....	602	45296 NBR.....	544
44066 OZ.....	137, 454	44141 PN.....	395	45056 OZL16.....	602	45297 CH.....	546
44070 DBK.....	87, 490	44149 CLP.....	303, 484	45087 PNLED.....	503	45297 NBR.....	544
44070 NI.....	89, 490	44150 CLP.....	302	45088 PNLED.....	503	45298 CH.....	546
44071 DBK.....	87	44151 CLP.....	303	45095 NI.....	487, 568	45298 NBR.....	544
44071 NI.....	89	44152 CLP.....	303	45096 NI.....	568	45299 CH.....	450, 546
44072 DBK.....	87	44154 PG.....	250	45097 NI.....	568	45299 NBR.....	450, 544
44072 NI.....	89	44155 PG.....	251	45098 NI.....	568	45316 CH.....	520
44073 DBK.....	86	44156 PG.....	251	45117 NI.....	480, 567	45316 NI.....	521
44073 NI.....	88	44157 PG.....	251, 488	45118 NI.....	567	45317 CH.....	520
44075 BK.....	165, 450	44160 CLPLED.....	228	45119 NI.....	567	45317 NI.....	521
44076 BK.....	164	44160 NBRLED.....	229	45120 NI.....	567	45319 CH.....	520
44077 BK.....	163	44162 CLPLED.....	228, 473	45131 TRZ.....	487	45319 NI.....	521
44078 BK.....	165	44162 NBRLED.....	229, 473	45132 NI.....	537	45358 BPT.....	209, 483, 559
44079 BK.....	165, 479	44175 CLP.....	196	45133 NI.....	537	45358 CH.....	483, 558
44081 BK.....	101	44175 OZ.....	197	45134 NI.....	537	45358 OZ.....	209, 483, 560
44082 BK.....	101	44176 CLP.....	196	45139 NI.....	527	45359 BPT.....	559
44083 BK.....	101, 408	44176 OZ.....	197	45140 NI.....	527	45359 CH.....	558
44085 NI.....	450	44177 CLP.....	196	45149 AP.....	490, 564	45359 OZ.....	560
44085 OZ.....	450	44177 OZ.....	197	45149 CH.....	490, 565	45360 BPT.....	559
44086 NI.....	450	44178 CLP.....	196, 486	45150 AP.....	564	45360 CH.....	558
44086 OZ.....	450	44178 OZ.....	197, 486	45150 CH.....	565	45360 OZ.....	560
44088 CH.....	451	44187 PNLED.....	231	45151 AP.....	564	45361 BPT.....	559
44088 NI.....	451	44188 PNLED.....	231	45151 CH.....	565	45361 CH.....	558
44089 CH.....	451	44190 WH.....	159	45152 AP.....	564	45361 OZ.....	560
44089 NI.....	451	44191 WH.....	159	45152 CH.....	565	45362 CLP.....	339, 485
44091 BK.....	259, 479	44195 MBK.....	121	45172 CH.....	513	45362 SWZ.....	339, 485
44093 CH.....	149	44196 MBK.....	121, 408	45173 CH.....	513	45374 CH.....	478, 580
44094 CH.....	149	44197 MBK.....	121, 452	45178 OZ.....	184, 486	45374 CHL16.....	478, 580
44095 CH.....	149	44205 PN.....	169	45190 NI.....	567	45374 NI.....	203, 478, 580
44096 CH.....	149	44206 PN.....	169	45193 AP.....	564	45374 NIL16.....	203, 478, 580
44098 CLP.....	410	44210 CLP.....	388	45193 CH.....	565	45374 OZ.....	203, 478, 580
44098 NBR.....	410	44211 CLP.....	388	45195 AVI.....	556	45374 OZL16.....	203, 478, 580
44100 AUB.....	63, 453	44215 CLP.....	39	45196 AVI.....	556	45375 CH.....	580
44100 CLP.....	59, 453	44216 CLP.....	38	45197 AVI.....	556	45375 CHL16.....	580
44102 AP.....	109, 383	44217 CLP.....	39	45218 NI.....	517	45375 NI.....	580
44103 AP.....	109, 383	44222 BK.....	41	45220 NI.....	517	45375 NIL16.....	580
44104 AP.....	109, 383	44223 BK.....	41	45281 AP.....	342, 486, 588	45375 OZ.....	580
44107 NI.....	430, 450	44228 AVI.....	43	45281 MIZ.....	345, 486, 589	45375 OZL16.....	580
44107 OZ.....	431, 450	44229 AVI.....	43	45282 AP.....	588	45376 CH.....	580
44108 NI.....	430, 450	45054 NI.....	602	45282 MIZ.....	589	45376 CHL16.....	580

Index

45376 NI.....	580	45488 ORZ.....	590	45571 NIL16.....	574	45637 NIL16.....	222, 484, 577
45376 NIL16.....	580	45495 CH.....	482, 533	45571 OZ.....	575	45637 OZ.....	223, 484, 578
45376 OZ.....	580	45495 NI.....	482, 531	45571 OZL16.....	575	45637 OZL16.....	223, 484, 578
45376 OZL16.....	580	45495 OZ.....	482, 532	45572 CH.....	489, 581	45638 CH.....	576
45377 CH.....	580	45496 CH.....	533	45572 NI.....	205, 489, 581	45638 CHL16.....	576
45377 CHL16.....	580	45496 NI.....	531	45572 OZ.....	207, 489, 581	45638 NI.....	577
45377 NI.....	580	45496 OZ.....	532	45573 CH.....	581	45638 NIL16.....	577
45377 NIL16.....	580	45497 CH.....	533	45573 NI.....	581	45638 OZ.....	578
45377 OZ.....	580	45497 NI.....	531	45573 OZ.....	581	45638 OZL16.....	578
45377 OZL16.....	580	45497 OZ.....	532	45574 CH.....	581	45639 CH.....	576
45390 CH.....	483, 515	45498 CH.....	533	45574 NI.....	581	45639 CHL16.....	576
45391 CH.....	515	45498 NI.....	531	45574 OZ.....	581	45639 NI.....	577
45392 CH.....	515	45498 OZ.....	532	45575 CH.....	581	45639 NIL16.....	577
45393 CH.....	515	45500 CH.....	487, 526	45575 NI.....	581	45639 OZ.....	578
45395 CH.....	488, 512	45501 CH.....	526	45575 OZ.....	581	45639 OZL16.....	578
45396 CH.....	512	45502 CH.....	526	45576 NI.....	113, 479, 538	45640 CH.....	576
45397 CH.....	512	45503 CH.....	526	45576 OZ.....	115, 479, 539	45640 CHL16.....	576
45398 CH.....	512	45504 NI.....	212, 485, 582	45580 CH.....	484, 510	45640 NI.....	577
45421 NI.....	351, 480, 599	45504 NIL16.....	212, 485, 582	45580 NBR.....	484, 511	45640 NIL16.....	577
45421 OZ.....	351, 480, 599	45504 OZ.....	213, 485, 582	45581 CH.....	510	45640 OZ.....	578
45422 NI.....	599	45504 OZL16.....	213, 485, 582	45581 NBR.....	511	45640 OZL16.....	578
45422 OZ.....	599	45512 NI.....	582	45582 CH.....	510	45656 CHLED.....	501, 473
45423 NI.....	599	45512 NIL16.....	582	45582 NBR.....	511	45657 CHLED.....	501
45423 OZ.....	599	45512 OZ.....	582	45583 CH.....	510	45658 CHLED.....	501
45424 NI.....	599	45512 OZL16.....	582	45583 NBR.....	511	45679 CHLED.....	509
45424 OZ.....	599	45513 NI.....	582	45590 AP.....	131, 487, 548	45679 NILED.....	508
45449 AP.....	361, 489, 594	45513 NIL16.....	582	45590 OZ.....	133, 487, 549	45680 CHLED.....	509
45449 MIZ.....	361, 489, 595	45513 OZ.....	582	45591 AP.....	548	45680 NILED.....	508
45450 AP.....	594	45513 OZL16.....	582	45591 OZ.....	549	45682 CHLED.....	502
45450 MIZ.....	595	45514 NI.....	582	45592 AP.....	548	45683 CHLED.....	502
45451 AP.....	594	45514 NIL16.....	582	45592 OZ.....	549	45685 NBRLED.....	498
45451 MIZ.....	595	45514 OZ.....	582	45593 AP.....	548	45685 PNLED.....	496
45452 AP.....	594	45514 OZL16.....	582	45593 OZ.....	549	45686 NBRLED.....	472, 498
45452 MIZ.....	595	45542 DAG.....	486, 552	45595 AP.....	347, 490, 598	45686 PNLED.....	472, 496
45457 CH.....	479, 543	45543 DAG.....	552	45595 OZ.....	347, 490, 598	45688 NI.....	538
45457 CLP.....	105, 479	45544 DAG.....	552	45596 AP.....	598	45688 OZ.....	539
45457 OZ.....	107, 479, 542	45545 DAG.....	552	45596 OZ.....	598	45689 NI.....	538
45458 CH.....	543	45568 NI.....	211, 479, 574	45597 AP.....	598	45689 OZ.....	539
45458 OZ.....	542	45568 NIL16.....	211, 479, 574	45597 OZ.....	598	45690 NI.....	538
45459 CH.....	543	45568 OZ.....	211, 479, 575	45598 AP.....	598	45690 OZ.....	539
45459 OZ.....	542	45568 OZL16.....	211, 479, 575	45598 OZ.....	598	45732 NI.....	579
45460 CH.....	543	45569 NI.....	574	45617 CHLED.....	500	45733 NI.....	579
45460 OZ.....	542	45569 NIL16.....	574	45618 CHLED.....	500	45745 CLP.....	335, 490, 596
45478 CH.....	524	45569 OZ.....	575	45627 PN.....	489, 518	45745 NBR.....	337, 490, 597
45478 NI.....	525	45569 OZL16.....	575	45628 PN.....	518	45746 CLP.....	596
45479 CH.....	524	45570 NI.....	574	45629 PN.....	518	45746 NBR.....	597
45479 NI.....	525	45570 NIL16.....	574	45630 PN.....	518	45747 CLP.....	596
45480 CH.....	524	45570 OZ.....	575	45637 CH.....	576	45747 NBR.....	597
45480 NI.....	525	45570 OZL16.....	575	45637 CHL16.....	576	45748 CLP.....	596
45488 CH.....	590	45571 NI.....	574	45637 NI.....	222, 484, 577	45748 NBR.....	597

45770 PN.....	479, 540	45892 NI.....	135, 550	45926 CLP.....	483, 547	49492 PL.....	476
45771 PN.....	540	45892 OZ.....	137, 551	45927 CLP.....	547	49492 SBK.....	476
45772 PN.....	540	45893 NI.....	550	45928 CLP.....	547	49493 RZ.....	439
45773 PN.....	540	45893 OZ.....	551	45929 CLP.....	547	49498 AZ.....	94
45801 CHLED.....	504	45894 NI.....	550	45938 NI.....	354, 479, 600	49498 BA.....	97
45838 CHLED.....	504	45894 OZ.....	551	45938 NIL16.....	354, 479, 600	49557 AZLED.....	474
45838 OZLED.....	505	45895 NI.....	550	45938 OZ.....	355, 479, 600	49558 AZLED.....	474
45839 CHLED.....	504	45895 OZ.....	551	45938 OZL16.....	355, 479, 600	49587 OZ.....	436
45839 OZLED.....	505	45896 NI.....	482, 585	45939 NI.....	600	49590 OZ.....	438
45861 CH.....	478, 514	45897 NI.....	585	45939 NIL16.....	600	49603 LD.....	437
45862 CH.....	514	45898 NI.....	585	45939 OZ.....	600	49632 WZC.....	437
45863 CH.....	514	45899 NI.....	585	45939 OZL16.....	600	49640 OZ.....	439
45864 CH.....	514	45901 NI.....	352, 489, 603	45940 NI.....	600	49689 OZ.....	439
45866 CH.....	479, 586	45901 NIL16.....	352, 489, 603	45940 NIL16.....	600	49689 OZL16.....	439
45866 NBR.....	479, 587	45901 OZ.....	353, 489, 603	45940 OZ.....	600	49732 BKT.....	437
45867 CH.....	586	45901 OZL16.....	353, 489, 603	45940 OZL16.....	600	49777 BA.....	436
45867 NBR.....	587	45902 NI.....	603	45941 NI.....	600	49777 BK.....	436
45868 CH.....	586	45902 NIL16.....	603	45941 NIL16.....	600	49779 OZLED.....	475
45868 NBR.....	587	45902 OZ.....	603	45941 OZ.....	600	49780 OZLED.....	475
45869 CH.....	586	45902 OZL16.....	603	45941 OZL16.....	600	49785 BKLED.....	477
45869 NBR.....	587	45903 NI.....	603	45943 OZ.....	482, 554	49786 BKLED.....	477
45871 CLP.....	483, 536	45903 NIL16.....	603	45944 OZ.....	554	49798 BKTLED.....	474
45872 CLP.....	536	45903 OZ.....	603	45945 OZ.....	554	49799 BKTLED.....	474
45873 CLP.....	536	45903 OZL16.....	603	49062 OZ.....	436	49800 BKTLED.....	474
45874 CLP.....	536	45904 NI.....	603	49065 OZ.....	128	49802 BKTLED.....	475
45876 PNLED.....	473, 499	45904 NIL16.....	603	49067 OZ.....	128	49802 PLLED.....	475
45877 PNLED.....	499	45904 OZ.....	603	49124 AVI.....	439	49803 BKTLED.....	475
45878 PNLED.....	499	45904 OZL16.....	603	49196 WZC.....	438	49803 PLLED.....	475
45881 NI.....	218, 487, 583	45905 CH.....	488, 584	49278 AZTLED.....	477	49806 OZCW.....	434
45881 OZ.....	219, 487, 583	45906 CH.....	584	49278 PLLED.....	477	49806 OZNW.....	434
45882 NI.....	583	45907 CH.....	584	49279 AZTLED.....	477	49807 OZCW.....	434
45882 OZ.....	583	45908 CH.....	584	49279 PLLED.....	477	49808 OZCW.....	434
45883 NI.....	583	45910 NI.....	186, 491, 572	49297 BKTLED.....	475	49808 OZNW.....	434
45883 OZ.....	583	45910 OZ.....	187, 491, 573	49298 BKTLED.....	475	49809 OZCW.....	434
45884 NI.....	583	45921 NI.....	189, 485, 571	49341 AZ.....	439	49809 OZNW.....	434
45884 OZ.....	583	45921 NIL16.....	189, 485, 571	49348 AZ.....	439	49835 AZ.....	95
45885 NI.....	572	45921 OZ.....	189, 485, 571	49434 AZ.....	476	49835 BA.....	96
45885 OZ.....	573	45921 OZL16.....	189, 485, 571	49434 PL.....	476	49867 WZC.....	388
45886 NI.....	572	45922 NI.....	571	49434 SBK.....	476	49868 WZC.....	388
45886 OZ.....	573	45922 NIL16.....	571	49435 AZ.....	476	49945 BKTLED.....	477
45887 NI.....	572	45922 OZ.....	571	49435 PL.....	476	49945 OZLED.....	477
45887 OZ.....	573	45922 OZL16.....	571	49435 SBK.....	476	49946 BKTLED.....	477
45888 NI.....	199, 489, 534	45923 NI.....	571	49436 AZ.....	474	49946 OZLED.....	477
45888 OZ.....	201, 489, 535	45923 NIL16.....	571	49437 AZ.....	474	65406.....	416
45889 NI.....	534	45923 OZ.....	571	49446 AZ.....	95, 438	65407.....	416
45889 OZ.....	535	45923 OZL16.....	571	49446 BA.....	97, 438	65408.....	416
45890 NI.....	534	45924 NI.....	571	49447 AZ.....	95, 438	78200 AP.....	424
45890 OZ.....	535	45924 NIL16.....	571	49447 BA.....	97, 438		
45891 NI.....	534	45924 OZ.....	571	49492 AZ.....	476		
45891 OZ.....	535	45924 OZL16.....	571				

LEGEND/SYMBOL GUIDE

(C) = Candelabra base lamp (E-12).	D = Diameter	 = LED Energy Efficient bulb included
(C/K) = Candelabra base lamp (E-12) or Krypton candelabra base lamp.	Ext. = Extension	 = ADA Compliant
(K) = Krypton candelabra base lamp.	Flour. = Fluorescent	 = CFL Lamp Included
(M) = Medium base lamp (E-26).	H = Height	 = DAMP
(MNCN) = Mini-can base halogen lamp	HCWO = Height from Center of Wall Opening	 = Dark Sky Compliant
 = Fixture requires supply wire rated for at least 75° C.	Incand. = Incandescent	 = Incandescent Lamp included
 = Fixture requires supply wire rated for at least 90° C.	L = Length	 = Integrated LED
 = When electrical connection is made inside the fixture, supply wire must be rated at least 75° C. When electrical connection is made in an outlet box, supply wire must be rated at least 60° C.	Ovrll. H = Overall Height	 = Line Extension
	W = Width	 = WET
 = Installation Instructions: Fixture must be supported independently of the outlet box unless the outlet box is UL Listed for the weight to be supported. Consult a qualified electrician/installer. Required installation parts included.	Extra Wire = Extra wire beyond chain and/or stems	 = Energy Star
	Chain/Wire = Length of chain or stem supplied with fixture	 = Kichler® Products are not produced or associated with any Native American Indians, nor are they a Native American product or the product of a particular Indian, Indian tribe or Indian arts and crafts organization as defined by 25 U.S.C. §305 et. seq.
	 = 2016 Title 24, Part 6 is a document that contains the California Building Energy Efficiency Standards for Residential and Nonresidential Buildings as regulated by the California Energy Commission. Products marked with this logo and labelled as JA8-2016 or JA8-2016-E have been found to meet the requirements stated in 2016 Title 24, Part 6. For more information, visit www.energy.ca.gov/title24 .	

- Bulbs not included unless otherwise noted.
- Wattages stated are the maximum recommended; however, you may use lower wattage lamps to suit your lighting needs. Some recommended lamps are not available in the maximum allowable wattage.
- All electrical products are rated as 120-volt, AC unless otherwise noted.
- All electrical products are certified and listed to UL/CSA/ETL Standards for use in U.S.A. and Canada except where noted.
- All chain drop products equipped with at least 72" of chain unless otherwise noted.
- All products featured in the outdoor section are certified and listed to UL/CSA/ETL standards for wet location except where noted.
- Many long life tungsten halogen capsule lamps are now available as alternates to conventional incandescent light bulbs. The halogen capsule lamps may be used to replace any lamp of a higher wattage, but not to exceed the existing specified maximum wattage, i.e., 72W may replace a 75W.
- On some products, in order to accommodate higher-than-normal ceiling height, extra lead wire is supplied and specified. With additional sections of chain or stems (not included), this allows an added measure of design flexibility.
- Finishes for fixtures installed outdoors are subject to change due to prolonged exposure to sunlight, airborne pollutants and other forms of weathering.
- To serve you better, Kichler® reserves the right to make improvements to the products in this catalog. Therefore, some products may change during the life of the catalog and the product information contained in this catalog may also have changed.

Consumer Notice

Federal Legislation to phase out 100 watt Incandescent Bulbs started January 2012

The federal government enacted the Energy Independence and Security Act of 2007 in December 2007, requiring all general-purpose light bulbs that produce 310–2600 lumens of light be 30% more energy efficient (similar to current halogen lamps) than current incandescent bulbs by 2014. The efficiency standards started with 100 watt bulbs in January 2012 and will end with 40 watt bulbs in January 2014.

Light bulbs outside of this range are exempt from the restrictions (historically, less than 40 watts or more than 150 watts). Also exempt are several classes of specialty lights, including appliance lamps, rough service bulbs, 3-way, colored lamps and plant lights.

By 2020, a second tier of restrictions would become effective; which requires all general-purpose bulbs to produce at least 45 lumens per watt (similar to current CFLs). Exempt from the Act are reflector flood, 3-way, candelabra, colored and other specialty bulbs.

Many governments worldwide have passed measures to prohibit the sale of incandescent light bulbs for general lighting. The aim is to encourage use of more energy-efficient lighting alternatives, such as compact fluorescent lamps (CFLs) and LED lamps.

References: www.energy.senate.gov

We go to great lengths to assure the metal and glass finishes shown in the catalog match the actual products, but printing variations and variations in chemical finishes and the nature of hand-applied finishing will cause some differences between the printed images and actual product, and from one product to another.

We use only non-ferrous materials on the exterior parts of our outdoor lantern products, and use the best available weather-resistant finishes. However, due to some extreme environmental conditions such as acid rain, salt air and ultraviolet exposure, we cannot guarantee our exterior finishes, with the exception of our LifeBrite® lanterns.

Due to environmental conditions such as soil acidity, concrete alkalinity and other corrosive soil and air conditions, we cannot guarantee our direct burial posts.

ABBREVIATION KEY

AB Antique Brass	CSH Cashmere™	OZS Olde Bronze® with Satin-Etched Glass
ABZ Antique Bronze	CST Canyon Slate™	OZSW Olde Bronze® with Satin-Etched White Glass
ACK Antique Crackle™	CTZ Colton Bronze™	OZU Olde Bronze® with Umber Glass
ADC Adobe Cream™	CV Canyon View™	OZW Olde Bronze® with Satin-Etched White Glass
AGZ Aged Bronze	CZ Carré Bronze®	PB Polished Brass
AGZS Aged Bronze with Satin-Etched Cased Opal Glass	DBK Distressed Black	PBC Polished Brass with Chrome
ANO Art Nouveau Bronze	DBR Distressed Brass	PC Polished Chrome
AP Antique Pewter	DCO Distressed Copper	PG Pharroh's Gold
AVI Anvil Iron	DZ Dore Bronze™	PGR Pebbled Granite™
AZ Architectural Bronze™	ESP Espresso	PN Polished Nickel
AZT Textured Architectural Bronze™	FDS Feldspar™	PPW Polished Pewter
BA Brushed Aluminum	FZ Franciscan Bronze™	PR Prairie Rock™
BAW Brushed Aluminum with Wood Trim	GBR Golden Brûlée™	PRZ Parisian Bronze™
BAB Burnished Antique Brass	GD Gold	PSS316 Polished Stainless Steel Marine Grade
BBZ Burnished Bronze™	GNT Granite	PZ Patina Bronze
BCZ Burnished Copper Bronze	GST Galvanized Steel	RBZ Royal Bronze
BGN Burnished Granite™	HB Heritage Bronze™	RNX Rubbed Onyx
BH Buckhorn™	LBZ Lincoln Bronze™	RST Rustic™
BK Black	LD Londonderry™	RVN Ravenna™
BKG Black with Gold Highlights	LED Light Emitting Diode	RZ Rubbed Bronze™
BKN Black Nickel	LZ Legacy Bronze™	RZS Rubbed Bronze™ with Satin-Etched Glass
BKS Black with Satin-Etched Glass	LZG Legacy Bronze™ with Gold Accents	SC Stucco White
BKZ Berkshire Bronze™	MBZ Marbled Bronze	SCK Seine Crackle™
BKN Black Nickel	MCH Midnight Chrome	SEG Satin-Etched Glass
BMB Brushed Modern Bronze	MIZ Mission Bronze™	SGD Sterling Gold
BPT Brushed Pewter	MPC Mottled Pecan™	SI Silver
BRL Brûlée™	MUL Multicolor	SIL Silver Leaf
BRZ Brushed Bronze	NBR Natural Brass	SN Satin Nickel
BS Burnished Silver	NCH Brushed Nickel and Polished Chrome	SS Stainless Steel
BSG Burnished Silver and Gold	NI Brushed Nickel	SWZ Shadow Bronze™
BST Brown Stone	NIA Brushed Nickel with Alabaster Swirl Glass	SZ Sedona Bronze™
BZ Bronze	NIMER Brushed Nickel with Mercury Glass	TRZ Terrene Bronze™
CH Polished Chrome	NIS Brushed Nickel with Satin-Etched Glass	TZ Tannery Bronze™
CHCLR Chrome with Clear Glass	NISW Brushed Nickel with Satin-Etched White Glass	TZG Tannery Bronze™ with Gold
CHW Polished Chrome with Satin-Etched White Glass	NIW Brushed Nickel with White Fabric Shade	TZP Tannery Bronze™ with Polished Brass Accents
CLP Classic Pewter	OAU Olde Auburn™	VNB Vintage Natural Brass™
CLR Clear	OB Olde Brick®	WBR Wispy Brûlée
CLZ Classic Bronze	OBB Oil Brushed Bronze™	WCP Weathered Copper
CMB Cambridge	OI Olde Iron	WSP Weathered Steel
CMZ Cambridge Bronze	OLZ Oiled Bronze	WH White
CP Champagne	OMC Olde Mill Copper™	WZC Weathered Zinc
CPBG Champagne and Brushed Gold	ORZ Oil Rubbed Bronze	
	OZ Olde Bronze®	
	OZCLR Olde Bronze® with Clear Glass	
	OZMER Olde Bronze® with Mercury Glass	

CONNECT WITH US



Like us on: [facebook.com/Kichler.Lighting](https://www.facebook.com/Kichler.Lighting)
 Follow us on: twitter.com/KichlerLight
 Watch us on: [youtube.com/KichlerLighting](https://www.youtube.com/KichlerLighting)
 Join us on: [houzz.com/pro/KichlerLighting/Kichler](https://www.houzz.com/pro/KichlerLighting/Kichler)
 Find us on: [pinterest.com/KichlerStyle](https://www.pinterest.com/KichlerStyle)
 Follow us on: [instagram.com/KichlerLighting](https://www.instagram.com/KichlerLighting)

To find an Authorized Dealer, visit Kichler.com

KICHLER

7711 E. Pleasant Valley Rd.
 PO Box 318010
 Cleveland, Ohio 44131-8010



Our Vision

At Kichler, everything we do, every single day, is with the intention of creating and delivering products that allow people to see what matters most to them. We will do that by relentlessly pursuing ever-better quality, ensuring continued innovation, always going one step further in our commitment to exceptional customer service and education, as well as creating on-trend designs that are both stylish and “life-stylish,” promising to deliver project success for you.

Get inspired at [Kichler.com](https://www.kichler.com)

Featured on Front Cover: Cuyahoga Mills™ Chandelier 44229 AVI | Page 43

Catalog No. K118 | Printed in USA, 16KD4349-125M | For more information call: 866-558-5706

© The L. D. Kichler Co. All rights reserved. Kichler® The majority of newer Kichler fixtures are U.S. and Canadian Patent Pending.